



Soil microbial community structure and diversity are largely influenced by soil pH and nutrient quality in 78-year-old tree plantations

Xiaoqi Zhou^{1,2,4}, Zhiying Guo³, Chengrong Chen², and Zhongjun Jia³

¹Center for Global Change and Ecological Forecasting, Tiantong National Forest Ecosystem Observation and Research Station, East China Normal University, Shanghai 200241, China

²Australian Rivers Institute and Griffith School of Environment, Griffith University, Nathan, Brisbane 4111, Queensland, Australia

³State Key Laboratory of Soil and Sustainable Agriculture, Institute of Soil Science, Chinese Academy of Sciences, Nanjing, Jiangsu Province 210008, China

⁴Shanghai Key Lab for Urban Ecological Processes and Eco-restoration, School of Ecological and Environmental Sciences, East China Normal University, Shanghai 200241, China

Correspondence to: Zhongjun Jia (jia@issas.ac.cn)

Received: 21 December 2016 – Discussion started: 26 January 2017

Revised: 3 April 2017 – Accepted: 3 April 2017 – Published: 24 April 2017

Abstract. Forest plantations have been recognised as a key strategy management tool for stocking carbon (C) in soils, thereby contributing to climate warming mitigation. However, long-term ecological consequences of anthropogenic forest plantations on the community structure and diversity of soil microorganisms and the underlying mechanisms in determining these patterns are poorly understood. In this study, we selected 78-year-old tree plantations that included three coniferous tree species (i.e. slash pine, hoop pine and kauri pine) and a eucalypt species in subtropical Australia. We investigated the patterns of community structure, and the diversity of soil bacteria and eukaryotes by using high-throughput sequencing of 16S rRNA and 18S rRNA genes. We also measured the potential methane oxidation capacity under different tree species. The results showed that slash pine and *Eucalyptus* significantly increased the dominant taxa of bacterial Acidobacteria and the dominant taxa of eukaryotic Ascomycota, and formed clusters of soil bacterial and eukaryotic communities, which were clearly different from the clusters under hoop pine and kauri pine. Soil pH and nutrient quality indicators such as C : nitrogen (N) and extractable organic C : extractable organic N were key factors in determining the patterns of soil bacterial and eukaryotic communities between the different tree species treatments. Slash

pine and *Eucalyptus* had significantly lower soil bacterial and eukaryotic operational taxonomical unit numbers and lower diversity indices than kauri pine and hoop pine. A key factor limitation hypothesis was introduced, which gives a reasonable explanation for lower diversity indices under slash pine and *Eucalyptus*. In addition, slash pine and *Eucalyptus* had a higher soil methane oxidation capacity than the other tree species. These results suggest that significant changes in soil microbial communities may occur in response to chronic disturbance by tree plantations, and highlight the importance of soil pH and physiochemical characteristics in microbially mediated ecological processes in forested soils.

1 Introduction

Forest plantations are widely used to mitigate carbon dioxide (CO₂) concentrations in the atmosphere (IPCC, 2013). Worldwide, about 68 000 ha of non-forest land have been planted to forest during the past 15 years, which has been recognised as a management tool for stocking carbon (C) in soils, thereby contributing toward climate change mitigation (Keenan et al., 2015). Afforestation with different tree species has been accepted as an effective measure for in-

creasing soil C stocks. However, considering the demand for the timber of certain tree species and to optimise the productivity of stemwood, forest farmers usually select certain tree species such as coniferous tree species (Lu et al., 2012). The effects of afforestation with different tree species on soil C stocks have been widely studied (Nave et al., 2013; Vesterdal et al., 2013), showing that different tree species can greatly affect soil C sequestration (Vesterdal et al., 2013). On the other hand, the sustainability of afforestation has received widespread attention. It is necessary to investigate the effects of afforestation with different tree species on soil microbial diversity and ecosystem functions, such as methane (CH₄) oxidation capacity, as these functions drive soil biogeochemical cycling. However, the community assembly of complex soil microorganisms remains largely unexplored at a fine taxonomic resolution, although these microorganisms catalyse soil functional processes in close association with soil C transformation.

A large fraction of soil C and nitrogen (N) contents are arguably derived from tree litter, and thus differences in the chemistry of plant traits may be a key driving force in shaping the abundance and composition of soil bacterial and fungal communities to various extents (Prescott and Grayston, 2013). In fact, strong correlations between microbial communities and dominant trees have been observed, implying that the composition of fungal and bacterial communities in both soil and forest litter is largely determined by the tree plantation (Urbanová et al., 2015). In turn, microbial communities are responsible for organic matter mineralisation and providing nutrients for tree growth, and are thus an integral component of global C and N cycles. Generally, soil with higher C:N ratios under different tree species has more recalcitrant biopolymers, which are represented by the polysaccharides and cellulose that are used by decomposer microorganisms. Because of their filamentous form, fungi tend to be more involved in the decomposition of polymeric compounds (de Boer et al., 2005). Bacteria that preferentially use organic compounds with a low molecular mass may rely on the products of fungal-biopolymer decomposition for nutrition (Tedersoo et al., 2008). Soils with lower C:N ratios, which tend to have more organic compounds with a low molecular mass, have more bacteria than fungi. Although much research has focused on the effects of tree plantations on soil C storage, as an overall measure for soil ecosystem services, the ecologically important processes of microbial functional guilds are rarely investigated because of the low resolution of conventional culture-dependent techniques.

Atmospheric CH₄ is the second most important greenhouse gas after CO₂, contributing about 25% to global warming, and CH₄ has about 25–30 times the warming potential of CO₂ on a molecular basis. Therefore, CH₄ productions and oxidation in soils have received widespread attention (IPCC, 2013). Upland forest soils mostly function as significant CH₄ sinks (Kolb, 2009), but CH₄ oxidation capacity in these soils is sensitive to land uses such as af-

forestation with different tree species (Tate, 2015). Soil CH₄-oxidising bacteria are considered to be the sole catalyst for consumption of CH₄ in the atmosphere by forest soils (Knief et al., 2005). Intriguingly, the diversity of CH₄-oxidising bacteria appears to explain the CH₄ oxidation capacity in grassland ecosystems (Zhou et al., 2008) or in forest ecosystems (Levine et al., 2011). However, these studies are largely based on the correlation of flux measurements to functional biomarker *pmoA* genes encoding particulate CH₄ monooxygenase in various soils, and these generalised conclusions warrant further investigation. Furthermore, the underlying mechanisms of how abiotic factors select for specific microbial taxa at different taxonomic ranks remains largely uncertain.

Previous studies have shown that the community structure and diversity of soil microorganisms are mainly influenced by soil pH (Rousk et al., 2010), soil organic C (Sul et al., 2013) and/or soil nutrient concentrations (Lauber et al., 2008). Previously we introduced the key factor limitation hypothesis to explain the differences in soil microbial diversity and found that, in a given habitat, when a certain key influencing factor becomes more and more constrained, microbial diversity will increase (Zhou et al., 2011). Here, we selected 78-year-old tree plantations that were developed on the same soil parent material in order to test whether soil microbial diversity increased or not under progressively limited conditions of key physiochemical factors resulting from different tree species regimes. We used bacterial-specific primers and eukaryotic-specific primers to investigate changes in the community structure and diversity of soil bacteria and fungi, respectively, in response to long-term afforestation with different tree species.

Based on these hypothesis, the objectives of this study were to (1) investigate the selective effects of long-term tree plantations on the community assembly of soil bacteria and eukaryotes; (2) elucidate the functional efficiency of soil CH₄ oxidation processes and CH₄-oxidising bacterial communities under different tree species; and (3) determine the key factors influencing the community structure and diversity of soil bacteria and eukaryotes under different tree species.

2 Materials and methods

2.1 Experimental site

We selected a 78-year-old forest plantation with different tree species which was established in 1935 on a site that was originally a banana farm. The forest plantation site is located at Cooloola, Tin Can Bay, Southeast Queensland, Australia (25°56'49" S, 153°5'27" E). The altitude is 43 m above sea level with a mean annual rainfall of 1287 mm. Winter temperatures range from 7 to 23 °C over June–August and summer temperatures range from 18 to 30 °C over December–February (Lu et al., 2012). Four tree species were selected,

Table 1. Soil physiochemical properties in 78-year-old forest plantations with different tree species.

Properties	Slash pine	Hoop pine	Kauri pine	<i>Eucalyptus</i>
Moisture (g kg ⁻¹ dry soil)	42.6 ± 2.2b	31.1 ± 5.3b	30.9 ± 6.7b	76.9 ± 16.6a
pH	4.58 ± 0.03b	5.64 ± 0.22a	6.01 ± 0.23a	4.49 ± 0.04b
Total C (g kg ⁻¹)	13.81 ± 0.81b	10.13 ± 1.52b	8.92 ± 1.57b	26.11 ± 4.37a
Total N (g kg ⁻¹)	0.44 ± 0.03b	0.43 ± 0.05b	0.42 ± 0.09b	0.87 ± 0.14a
C : N	31.8 ± 0.7a	23.1 ± 1.3b	21.2 ± 0.7b	29.8 ± 0.6a
EOC (mg kg ⁻¹)	340 ± 41b	341 ± 31b	360 ± 30b	625 ± 77a
EON (mg kg ⁻¹)	14.7 ± 2.9b	18.4 ± 1.9ab	23.1 ± 1.5a	22.4 ± 1.8a
EOC : EON	24.17 ± 1.81a	18.79 ± 1.48b	15.66 ± 0.87b	27.64 ± 1.64a

C, carbon; N, nitrogen; EOC, extractable organic C; EON, extractable organic N. Different letters in the same row indicate significant differences at $P < 0.05$ between tree species.

including an exotic coniferous species (slash pine, *Pinus elliottii* Engelm. Var. *elliottii*) and two native conifer species (hoop pine, *Araucaria cunninghamii* Ait, and kauri pine, *Agathis robusta* C. Moore.), as well as a *Eucalyptus* species (*Eucalyptus grandis* W Hill ex Maiden). All of them were planted adjacently on a broad, gently undulating plain with a gentle slope of less than 5°. The plot size of each tree species was 1.087, 0.308, 0.428 and 0.60 ha, respectively (Lu et al., 2012). Four subplots of 10 m × 20 m in each tree plantation were randomly selected for soil sampling, resulting in a total of 16 subplots. The thicknesses of the litter and fermentation layers were 5–6 and 1–2 cm for slash pine, respectively, whereas the corresponding values were 4–5 cm and 1–2 cm for the hoop pine and kauri pine plots. The *Eucalyptus* plot had a thicker litter layer of 8–10 cm and a similarly thick fermentation layer of 1–2 cm.

2.2 Soil sampling and measurement of soil physiochemical properties

Soil samples were collected in August 2013 using a diagonal sampling pattern (i.e. one point at each corner and one in the centre of each plot) using a soil auger (8 cm in diameter) at 0–10 cm depth within each plot. The soil cores were immediately mixed thoroughly and kept in a cooler (4 °C). After passing the samples through a 2 mm sieve to remove roots and stones, the soil samples were stored at 4 °C prior to analysis. Part of each fresh sample was stored at 4 °C for analysis of soil moisture and pH. The other parts were air dried and stored at room temperature for soil extractable organic C (EOC) and N (EON) analysis via hot water extraction (X. Q. Zhou et al., 2013). After air-dried soil samples were finely ground, soil total C and N contents were determined using an Isoprime isotope ratio mass spectrometer with a Eurovector elemental analyzer (Isoprime-EuroEA 3000) (Zhou et al., 2012). Soil moisture content was determined after samples were oven dried at 105 °C overnight. The particle size of these soils was dominated by the sand fraction (~96 %). All soil biochemical properties are shown in Table 1.

2.3 Soil genomic DNA extraction and amplification

Nucleic acids were extracted from 0.5 g of each sample by using the procedures described previously elsewhere (Zhou et al., 2010). In brief, soil was placed in a 2 mL screwcap tube containing a mixture of ceramic and silica particles (Bio101, Carlsbad, Calif.); the mixture was homogenised for 30 s in a FastPrep bead beater cell disrupter (Bio101). After the nucleic acids had been precipitated and washed twice in 75 % (vol / vol) ethanol, the final DNA was resuspended in 100 µL double-distilled water. Furthermore, the crude extract was purified with the QIAquick Gel Extraction Kit (Qiagen Inc, Shanghai, China). DNA concentrations were measured with a Biospec-mini spectrophotometer (Shimadzu, Kyoto, Japan).

The bacterial-specific primers of 530F and 907R (Poulsen et al., 2013) were used to amplify the bacterial 16S rRNA gene and the eukaryotic-specific primers of Euk528F–Euk706R (Urbanová et al., 2015) were used to amplify the eukaryotic 18S rRNA gene. The final concentration of different components in the polymerase chain reaction (PCR) amplification mixture was as follows: 0.4 µM of each primer, 200 µM of each deoxynucleoside triphosphate, 1.5 mM MgCl₂, 1 × thermophilic DNA polymerase and 10 × reaction buffer (MgCl₂-free), 1.25 U per 50 µL of Taq DNA polymerase (Promega, Madison, WI), and DNase- and RNase-free filter-sterilised water. All reactions were performed in a PTC-200 thermal cycler (MJ Research Co., New York, USA). The PCR cycle conditions were an initial denaturation/activation of the hot start polymerase at 98 °C for 30 s, followed by 30 cycles of denaturation at 98 °C for 5 s, annealing at 53 °C for 20 s and elongation at 72 °C for 20 s, and then a final elongation step at 72 °C for 5 min. The PCR products were run on a gel and the appropriate fragments were cut and purified using Qiagen Gel Extraction kit (Qiagen). The amplicons were sequenced on an Illumina Miseq machine (Illumina, Nanjing, China).

Table 2. Selected statistics of the Miseq sequencing output from 78-year-old forest plantations with different tree species.

Treatment	Slash pine	Hoop pine	Kauri pine	<i>Eucalyptus</i>
Total numbers of prokaryotes sequences	79 665 ± 22 306b	86 640 ± 4379b	83 370 ± 3207b	116 776 ± 1812a
Bacteria (%) of total sequences	99.73 ± 0.08a	99.55 ± 0.04b	99.49 ± 0.09b	99.75 ± 0.03a
Archaea (%) of total sequences	0b	0b	0b	0.02 ± 0.01a
Unclassified (%) of bacterial sequences	0.27 ± 0.04b	0.45 ± 0.04a	0.51 ± 0.09a	0.23 ± 0.02b
Total numbers of Eukaryotes	57 768 ± 10 653	65 719 ± 5317	58 195 ± 6964	64 436 ± 5930

Different letters indicate significant differences at $P < 0.05$ between the treatments.

2.4 High-throughput sequencing data analysis and statistical analysis

The sequence data were processed mainly using QIIME (Caporaso et al., 2010) and UPARSE (Edgar, 2013). The default filter settings were used: no ambiguous bases were allowed (Huse et al., 2007) and the minimum read length was 150 bp. The raw sequences were demultiplexed by using unique barcodes that allowed no mismatch. Pair-end data of each sample were joined with FLASH (Magoč and Salzberg, 2011) using the default parameters. Reads with average quality scores below 20 were discarded. The high-quality reads were clustered at similarity of 97 % to generate operational taxonomic units (OTUs) using UPARSE. Simultaneously, chimeras were filtered. For each OTU, one representative sequence was picked. The Shannon–Wiener index, evenness and chaos scores of soil bacteria and eukaryotes of each tree species were calculated based on OTU data. A taxonomic annotation was assigned to each representative sequence via the `assign_taxonomy.py` tool in QIIME, using SILVA 123 (Quast et al., 2013) as a reference database. To avoid any potential uncertainty caused by sampling error (J. Zhou et al., 2013), each sample was rarefied to the same sequence number: 39 480 reads for 16S rRNA and 28 967 reads for 18S rRNA. The Pearson correlation between soil physiochemical properties and microbial diversity was calculated. All results were tested statistically using ANOVA and Tukey's test, and significance was considered to be at $P < 0.05$ for the tree species treatments.

Rarefaction curves were plotted to compare α diversity at different sequencing depths. The Bray–Curtis distance was calculated, and principal coordinate analysis (PcoA) was applied to the distance matrix. Canonical correlation analysis (CCA) was used to elucidate the relationship between soil physiochemical properties and the patterns of bacterial and eukaryotic community structure among the tree species treatments. The CCA was performed with the *vegan* package in R software. Structural equation modelling was performed using R software with the *lavaan* package to explore the causal links between soil pH and nutrient quality, as well as soil bacterial and eukaryotic diversities. The model considered soil pH, C : N, EOC : EON and microbial diversity. We considered that path analysis was most appropriate for data sets

with large sample sizes but that the samples for the number of variables in every model were too small ($n = 16$). However, small sample sizes generally result in conservative fitting estimates (Shipley, 2000). In structural equation modelling, a χ^2 test is used to determine whether the covariance structures implied by the model adequately fit the actual covariance structures of the data. A non-significant χ^2 test ($P > 0.05$) indicates an adequate model fit. The coefficients of each path, taken as the calculated standardised coefficients, were determined by analysing the correlation matrices. Paths in this model were considered to be significant at $P < 0.05$. These coefficients indicate by how many standard deviations the effect variable would change if the causal variable was changed by 1 standard deviation (Shipley, 2000).

3 Results

3.1 Soil bacterial and eukaryotic community structure and diversity

The total number of bacterial sequences and their relative abundance in soils under different tree species are shown in Table 2. Of the total number of sequences from each treatment, only a small percentage ($< 1\%$) were unclassified or from Archaeal taxa, whereas the majority ($> 99\%$) belonged to bacterial taxa. The bacterial sequences at different phylogenetic levels revealed that the number of orders and families represented an unimodal mode, first increasing and then decreasing with increasing numbers of sequences, whereas the number of genera show a relatively flat curve (Fig. S1 in the Supplement).

Kauri pine and hoop pine had a significantly higher bacterial Shannon diversity index than slash pine and *Eucalyptus*, whereas kauri pine and hoop pine had significantly higher eukaryotic diversity indices than slash pine, and there were no significant differences in soil eukaryotic diversity index between slash pine and *Eucalyptus* (Table 3). We calculated the mean OTUs for each tree species and the results are shown in Fig. S2. For soil bacterial taxa, kauri pine had the highest bacterial OTUs, followed by hoop pine, while *Eucalyptus* and slash pine had the lowest bacterial OTUs. Kauri pine also had high soil eukaryotic OTUs, followed by hoop pine and

Table 3. Estimation of operational taxonomical units (OTUs), Shannon diversity index (H), evenness and chaos scores of soil bacterial and eukaryotes in 78-year-old forest plantations with different tree species.

	Slash pine	Hoop pine	Kauri pine	<i>Eucalyptus</i>
Bacteria				
OTUs	1400 ± 146b	2486 ± 175a	2751 ± 151a	1538 ± 37b
H	6.89 ± 0.12b	8.33 ± 0.38a	8.92 ± 0.23a	6.87 ± 0.11b
Evenness	0.9747 ± 0.0042b	0.9883 ± 0.0035a	0.9937 ± 0.0011a	0.9768 ± 0.0022b
Chaos	1934 ± 140b	2968 ± 172a	3211 ± 132a	2084 ± 79b
Eukaryotes				
OTUs	528 ± 24c	792 ± 53ab	891 ± 46a	768 ± 8.7b
H	4.61 ± 0.19b	4.84 ± 0.35b	5.82 ± 0.35a	5.17 ± 0.21ab
Evenness	0.9027 ± 0.0131ab	0.8838 ± 0.0232b	0.9392 ± 0.0143a	0.9089 ± 0.0221ab
Chaos	705 ± 29b	1001 ± 72a	1069 ± 55a	932 ± 15ab

Different letters within each row indicate significant differences at $P < 0.05$.

Eucalyptus, whereas slash pine had the lowest soil eukaryotic OTUs.

Through PcoA analysis of soil bacterial taxa, we found that PcoA1 and PcoA2 explained 61.4 and 9.8 % of the variations in soil bacterial communities, respectively, for the tree species treatments (Fig. S3a). Slash pine and *Eucalyptus* formed a cluster, which was clearly separated from the cluster of hoop pine and kauri pine. In addition, PcoA1 and PcoA2 explained 20.5 and 19.1 % of the soil eukaryotic community, respectively, for the tree species treatments (Fig. S3b). There was a clear separation between slash pine, kauri pine and *Eucalyptus*, whereas hoop pine did not have a clear separation from the other coniferous tree species.

3.2 Relative abundance of soil bacteria and eukaryotes

The relative abundance of specific bacterial taxa in the samples was investigated at different taxonomical levels (phyla and genera). The most frequent phyla for all treatments were Acidobacteria (32–58 %), Proteobacteria (19–36 %), Actinobacteria (15–19 %) and Planctomycetes (5–10 %), followed by varying occurrence of *WD272*, Firmicutes, Bacteroidetes, Cyanobacteria, Armatimonadetes and Chloroflexi (Fig. 1). Long-term tree plantations apparently imposed strong selection on the microbial community structure. Slash pine and *Eucalyptus* had significantly higher Acidobacteria, and *WD272*, and markedly higher Actinobacteria proportions than hoop pine and kauri pine, whereas Alphaproteobacteria and Planctomycetes, Bacteroidetes, Armatimonadetes, Chloroflexi, Verrucomicrobia, Gemmatimonadetes and Nitrospirae were apparently stimulated under slash pine and *Eucalyptus* (Fig. 2).

By comparison, eukaryotic taxa in the samples came from five major phyla and eight major genera (Fig. 3). Slash pine and *Eucalyptus* had significantly higher proportions of Ascomycota fungi (59.1–61.6 %) than hoop pine (45.0 %)

and kauri pine (52.1 %) (Fig. 3a). *Eucalyptus* had a significantly higher relative abundance of *Leotiomycetes* spp. (22.4 %) than the other tree species, whereas slash pine had a significantly higher relative abundance of *Pezizomycotina* spp. (18.9 %) than the other tree species (Fig. 3b). Hoop pine had significantly higher unassigned phyla (23.0 %) and unassigned genera (22.9 %) than the other three treatments (Fig. 3).

3.3 Key factors influencing soil bacterial and eukaryotic communities

CCA eigenvalues indicated that Axes 1 and 2 accounted for 59.2 and 10.3 % of the overall variance of soil bacterial communities (Fig. 4a), whereas Axes 1 and 2 explained 20.0 and 15.0 % of the overall variance in soil eukaryotic communities (Fig. 4b). The species–environment correlations of soil bacterial and eukaryotic taxa were 0.94 and 0.95, respectively, indicating that soil microbial community patterns were strongly correlated with soil physiochemical properties. The arrows for soil pH, C : N and EOC : EON were longer than those of the other variables, indicating that these factors accounted for the greatest proportion of the variance in soil bacterial taxa among different tree species treatments. Similarly, soil pH, C : N and EOC : EON accounted for the greatest proportion of variance in soil eukaryotic community patterns.

The soil bacterial community patterns under slash pine and under *Eucalyptus* were mainly influenced by C : N and EOC : EON, whereas those under hoop pine and under kauri pine were largely influenced by pH and EON. Soil eukaryotic communities under *Eucalyptus* were mainly influenced by TC, TN and EOC, whereas those under hoop pine and under kauri pine were largely influenced by pH and EON (Fig. 4). We calculated the correlation between the key physiochemical properties and the soil bacterial and eukaryotic

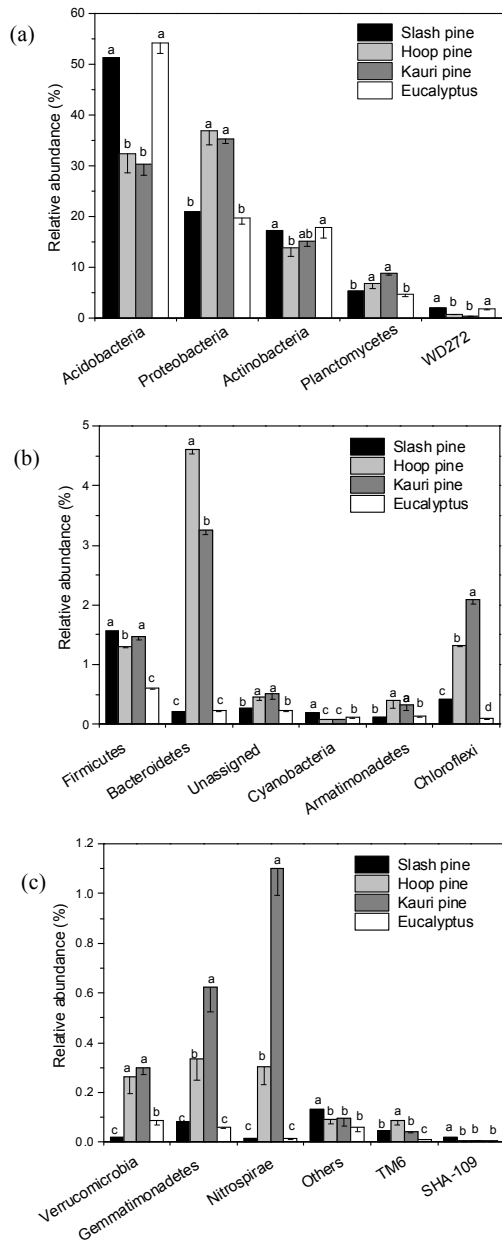


Figure 1. Most abundant bacterial phyla in soils under different tree species.

diversity index, and found that there was a negative relationship between soil pH and the bacterial and eukaryotic diversity indices, whereas soil C : N and EOC : EON had a positive influence on the soil bacterial and eukaryotic diversity index (Table 4). Through calculating the relative contributions of soil pH and nutrient quality, such as C : N ratios and EOC : EON ratios, to soil bacterial and eukaryotic diversities, we found that soil pH played a predominant role in determining soil microbial diversity (Fig. 5).

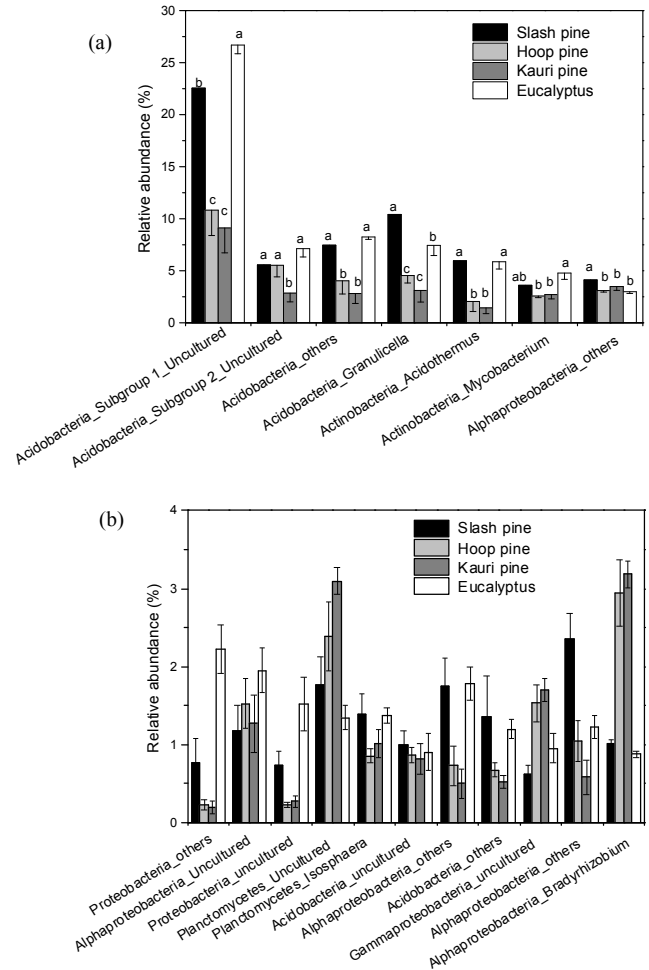


Figure 2. Most abundant bacterial genera in soils under different tree species.

3.4 Methanotrophic activities and community composition

Eucalyptus had the highest potential methanotrophic activity, which was significantly higher than that of hoop pine and kauri pine (Fig. 5). There were no significant differences in potential methanotrophic activity between slash pine and *Eucalyptus*. As revealed by high-throughput sequencing, methanotrophic communities were dominated by members of the *Methylosinus* genus. Slash pine and *Eucalyptus* had a significantly higher abundance of *Methylosinus* spp. than hoop pine and kauri pine. Apart from *Methylosinus*, we also detected other methylophilic genera: *Methylophilum*, *Microvirga* and *Candidatus methylacidiphilum*. Given that the *Methylosinus* genus is a group of high-affinity methanotrophs that can use CH₄ at extremely low levels of appropriately 2.0 parts per million (volume / volume) in the atmosphere (Kolb, 2009), they may play an important role as a biological sink of atmospheric CH₄ in this region.

Table 4. Correlation between key physiochemical factors and operational taxonomical units (OTUs) numbers, Shannon diversity index (H) and evenness of soil bacteria and eukaryotes in 78-year-old forest plantations with different tree species.

<i>r</i>	Bacterial OTUs	Bacterial H	Bacterial evenness	Eukaryotic OTUs	Eukaryotic H	Eukaryotic evenness
C : N	-0.951*	-0.948*	-0.856*	-0.755*	-0.571*	-0.287
EOC : EON	-0.831*	-0.869*	-0.742*	-0.49	-0.446	-0.261
pH	0.949*	0.962*	0.852*	0.709*	0.619*	0.394

* Indicates significance at $P < 0.01$. C, carbon; EOC, extractable organic carbon; EON, extractable organic nitrogen; N, nitrogen.

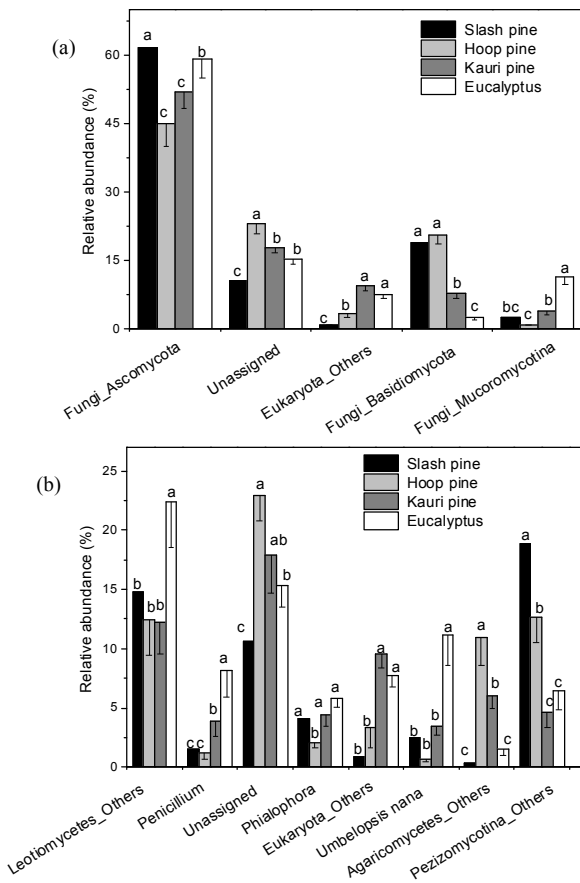


Figure 3. Most abundant eukaryotic phyla (a) and genera (b) in soils under different tree species.

4 Discussion

Afforestation is a useful management practice for mitigating CO₂ emissions derived from anthropogenic activities, and many studies have reported that afforestation can increase soil organic C contents (Nave et al., 2013). In this study, the adjacent plantation forests have relatively flat terrain that was developed from the same parent soil, so the microbial divergence of community assemblies in forest soils was considered to be a net effect resulting from the niche segregation imposed by 78 years of being planted to different tree species. Our results provide compelling evidence for how the

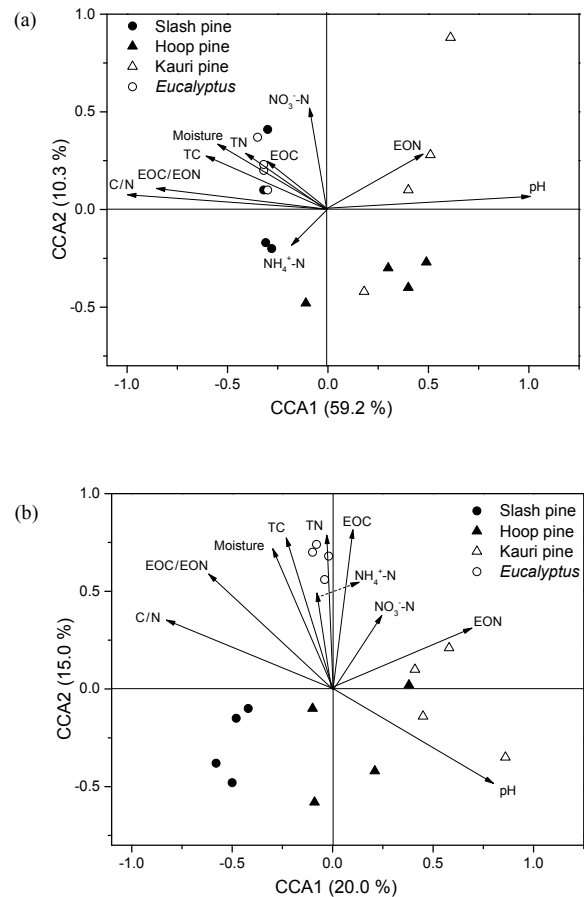


Figure 4. Canonical correlation analysis (CCA) of the relationships between soil physiochemical properties and bacterial (a) and eukaryotic (b) communities under different tree species.

microbial community structure depends on soil pH and nutrient quality such as C : N ratios and EOC : EON ratios, which are largely determined by tree plantations.

4.1 Community structure and relative abundance of soil bacteria and eukaryotes under tree species

Trees may influence soil microbial communities through direct effects such as root exudation and interactions with root symbiosis and root-associated microorganisms, or through indirect effects such as litter production and alteration of the

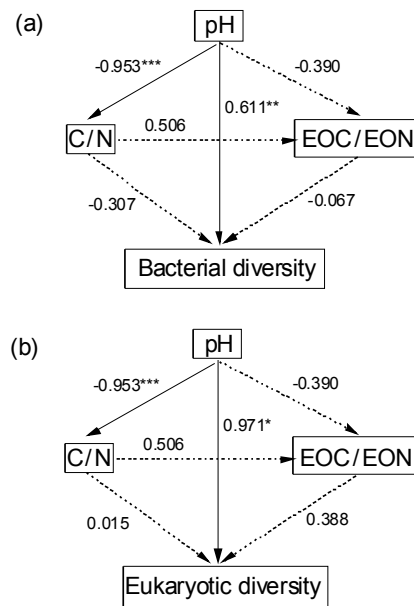


Figure 5. Path diagrams representing the final model showing the contributions of soil pH and nutrient quality to soil bacterial diversity (a) and eukaryotic diversity (b) under different tree species. Numbers associated with single-headed arrows are partial regression coefficients of multiple regressions. C : N, ratio of soil total C to total N contents; EOC : EON, ratio of soil extractable organic C to extractable organic N contents. Solid arrows denote the directions and effects that were significant ($P < 0.05$); the numbers on these pathways are the coefficients. Dashed arrows represent the directions and effects that were not significant ($P > 0.05$). *, **, and *** indicate significant differences at $P < 0.05$, $P < 0.01$ and $P < 0.001$, respectively.

microclimate (e.g. temperature and moisture) (Prescott and Grayston, 2013). Regardless of the direct or indirect pathways, the specific tree species plays an important role in determining community structure and the abundance of soil microorganisms (Urbanová et al., 2015). In this study, we found that slash pine and *Eucalyptus* had significantly lower soil pH than hoop pine and kauri pine, which may favour the significantly higher relative abundance of Acidobacteria (Fig. 1). Given that Acidobacteria are considered to be indicators of soil pH status (Lauber et al., 2009), soil pH at the study site (below 6.5) could be considered acidic (Table 1), which was supported by the dominant Acidobacteria phylum in soil bacterial communities across the tree species treatments (Fig. 1). The relative abundance of Acidobacteria in this study was higher than those in other alkaline soils of terrestrial ecosystems (Rousk et al., 2010; Urbanová et al., 2015).

Similarly, slash pine and *Eucalyptus* seem to favour a higher relative abundance of Ascomycota fungi than hoop pine and kauri pine (Fig. 3), which could be explained by lower soil pH and higher C : N ratios (Fig. 4). Previous studies have stated that fungal, rather than bacterial, communities are more subject to stronger selection pressure under differ-

ent tree plantation regimes (de Boer et al., 2005). A reason for this could be that the root-associated filamentous fungi may extend from the tree rhizosphere and carry the legacy of plant traits to the bulk soil. Filamentous fungi are stronger decomposers of litter production with lower nutrient quality and can better cope with environmental stresses such as low pH and a dry environment with limited connectivity (de Boer et al., 2005; Urbanová et al., 2015).

It has been reported that soil microbial communities are strongly influenced by soil pH, soil organic C contents or the C : N ratio in terrestrial ecosystems (Fierer and Jackson, 2006; Fierer et al., 2009; Rousk et al., 2010). However, we found that EOC : EON ratios could also result in differences in soil bacterial and eukaryotic communities between the tree species treatments (Fig. 4), in addition to soil pH and C : N ratios as previously demonstrated. It thus seems plausible that microorganisms with a specific life strategy for labile C and N use could have been preferentially stimulated. Meanwhile, it should be emphasised that a large fraction of Acidobacteria remained unculturable, and our results provide strong hints towards substrate optimisation to cultivate the as-yet-uncultivated microbes in soils.

4.2 Diversity of soil bacteria and eukaryotes under tree species

The negative correlation between the EOC : EON ratio and the microbial diversity index provides further support for our key factor limitation hypothesis, namely that when the key factors influencing soil microbial communities become limiting, microbial diversity will increase (Zhou et al., 2011). A small fraction of microorganisms might have propagated rapidly as a result of the elevation of easily available EOC in slash pine and *Eucalyptus* plantations. This unbalanced growth of microbial communities thus resulted in significantly lower bacterial OTU numbers, Shannon diversity index and evenness than hoop pine and kauri pine (Table 3). This discrepancy could have resulted from anthropogenic enrichment via these 78-year-old tree plantations.

However, it could not be ruled out that other key soil physiochemical factors may play a substantial role in determining the soil microbial community patterns (Fig. 4). The relationships between soil microbial diversity and these key factors were calculated. We found that nutrient quality indicators such as C : N ratios had significantly negative relationships with the soil bacterial and eukaryotic OTU numbers and Shannon diversity index. EOC : EON ratios had significantly negative relationships with the bacterial OTU numbers and the diversity index, but only had a negative relationship with the eukaryotic OTU numbers and diversity index. This could be attributed to how the dominant eukaryotic taxa were filamentous microorganisms, which can get nutrients from plant roots or other places via hyphae in the heterogeneous environment. Interestingly, we found that soil pH had significantly positive relationships with the bacterial and eukary-

otic OTU numbers and diversity index, which may outweigh the positive role of soil nutrient quality (Fig. 5), resulting in lower soil bacterial and eukaryotic diversity under slash pine and *Eucalyptus*.

4.3 Methanotrophic activity and abundance

Oxidising CH₄ from the atmosphere is an important forest ecosystem function (Tate, 2015). It is well known that soil CH₄ uptake is mediated by a specific group of soil bacteria (i.e. methane-oxidising bacteria – methanotrophs) that can only use CH₄ as their sole source of C and energy, with only a few exceptions (Hanson and Hanson, 1996). Soil methanotrophs can be divided into two groups (low- and high-affinity methanotroph) based on differences in their phylogenetic affiliation, C assimilation pathway and phospholipid fatty acid composition (Hanson and Hanson, 1996). In forest soils, methanotrophs are known to be dominated by high-affinity methanotrophs such as *Methylosinus* spp. (Kolb, 2009). In our study, the higher *Methylosinus* abundances under slash pine and *Eucalyptus* may be responsible for the higher potential methanotrophic activities (Fig. 6). This is most likely to represent the naturally occurring process of microbial CH₄ oxidation under field conditions because high-throughput sequencing of the total microbial communities is unlikely to favour the detection of a certain functional group. The high frequency of *Methylosinus* thus suggests these microorganisms have been well adapted to CH₄-depleted environments and played an important role in atmospheric CH₄ oxidation. However, the as-yet-cultivated USC α and USC γ genera are also considered to be important high-affinity methanotrophs in forest soils (Levine et al., 2011). These microorganisms can be detected only through their *pmoA* genes, which encode for an active subunit of the key enzyme of particulate CH₄ monooxygenase. Comparative analysis of both 16S rRNA and *pmoA* genes would provide useful insights into the adaptation of microbially mediated CH₄ oxidation to long-term plantation regimes in forested soils.

5 Conclusions

Through comparing the community structure and diversity of soil bacteria and eukaryotes in soils under different tree species using high-throughput sequencing, we found that slash pine and *Eucalyptus* formed a cluster of soil bacterial and eukaryotic communities that were clearly different from the clusters of hoop pine and kauri pine. Soil pH and nutrient quality indicators such as C:N and EOC:EON ratios were key factors in determining the patterns of soil bacterial and eukaryotic communities for the different tree species treatments. Slash pine and *Eucalyptus* had lower soil bacterial and eukaryotic OTU numbers and diversity indices than hoop pine and kauri pine. We introduced a key factor limitation

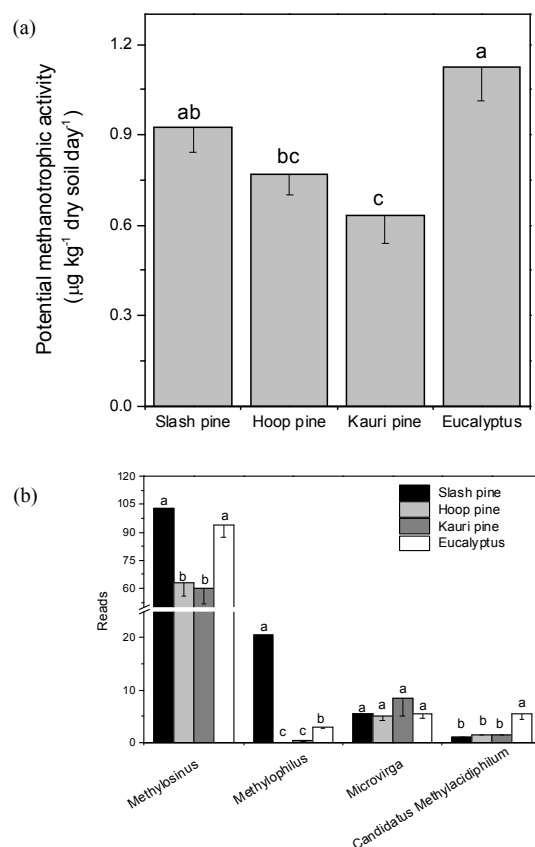


Figure 6. Soil potential methanotrophic activity (a) and methanotrophic genus reads detected by high-throughput sequencing (b) under different tree species.

hypothesis to explain this phenomenon and this hypothesis can provide a reasonable explanation for the lower diversity index under slash pine and *Eucalyptus*. Slash pine and *Eucalyptus* had a higher soil CH₄ oxidation capacity than the other tree species treatments. Overall, our results suggested that long-term plantations of different tree species can significantly alter soil microbial community structure via changes in soil pH and nutrient quality, thus resulting in differences in soil microbial diversity and ecosystem functioning. Our results also highlight the importance of soil acidification, which outweighed nutrient quality and played a predominant role in soil microbial community patterns for the tree species, leading to lower microbial diversity under slash pine and *Eucalyptus*.

Data availability. The all raw bacterial 16S rRNA gene and eukaryotic 18S rRNA gene reads were deposited in the DDBJ database under accession number DRA005617 (Institute of Soil Science, 2017).

The Supplement related to this article is available online at doi:10.5194/bg-14-2101-2017-supplement.

Competing interests. The authors declare that they have no conflict of interest.

Acknowledgements. We thank Gary Bacon, Haibo Dong, Zhongming Lan for their assistance in soil sampling. This study was supported by East China Normal University (No. 13903-120215-10041), the National Natural Science Foundation of China (No. 31600406) and the Griffith University Research Fellowship.

Edited by: Y. Kuzyakov

Reviewed by: two anonymous referees

References

- Caporaso, J. G., Kuczynski, J., Stombaugh, J., Bittinger, K., Bushman, F. D., and Costello, E. K., Fierer, N., Peña, A. G., Goodrich, J. K., Gordon, J. I., Huttley, G. A., Kelley, S. T., Knights, D., Koenig, J. E., Ley, R. E., Lozupone, C. A., McDonald, D., Muegge, B. D., Pirrung, M., Reeder, J., Sevinsky, J. R., Turnbaugh, P. J., Walters, W. A., Widmann, J., Yatsunenkov, T., Zaneveld, J., and Knight, R.: QIIME allows analysis of high-throughput community sequencing data, *Nat. Methods*, 7, 335–336, 2010.
- de Boer, W., Folman, L. B., Summerbell, R. C., and Boddy, L.: Living in a fungal world: impact of fungi on soil bacterial niche development, *FEMS Microbiol. Rev.*, 29, 795–811, 2005.
- Edgar, R. C.: UPARSE: highly accurate OTU sequences from microbial amplicon reads, *Nat. Methods*, 10, 996–998, 2013.
- Fierer, N. and Jackson, R. B.: The diversity and biogeography of soil bacterial communities, *P. Natl. Acad. Sci. USA*, 103, 626–631, 2006.
- Fierer, N., Strickland, M. S., Liptzin, D., Bradford, M. A., and Cleveland, C. C.: Global patterns in belowground communities, *Ecol. Lett.*, 12, 1238–1249, 2009.
- Hanson, R. and Hanson, T.: Methanotrophic bacteria, *Microbiol. Rev.*, 60, 439–471, 1996.
- Huse, S., Huber, J., Morrison, H., Sogin, M., and Welch, D.: Accuracy and quality of massively parallel DNA pyrosequencing, *Genome Biol.*, 8, R143, 2007.
- Institute of Soil Science: Sequencing of soil metagenome, Chinese Academy of Sciences, DDBJ database, accession no.: DRA005617, available at: <http://trace.ddbj.nig.ac.jp/BPSearch/bioproject?acc=PRJDB5596>, last access: 20 April 2017.
- IPCC: Climate change 2013: The physical science basis, Contribution of Working Group I to the Fifth Assessment Report of the Intergovernmental Panel on Climate Change, Cambridge University Press, Cambridge, UK, 2013.
- Keenan, R. J., Reams, G. A., Achard, F., de Freitas, J. V., Grainger, A., and Lindquist, E.: Dynamics of global forest area: Results from the FAO Global Forest Resources Assessment 2015, *Forest Ecol. Manage.*, 352, 9–20, 2015.
- Knief, C., Vanitchung, S., Harvey, N. W., Conrad, R., Dunfield, P. F., and Chidthaisong, A.: Diversity of methanotrophic bacteria in tropical upland soils under different land uses, *Appl. Environ. Microbiol.*, 71, 3826–3831, 2005.
- Kolb, S.: The quest for atmospheric oxidizers in forest soils, *Environ. Microbiol. Rep.*, 1, 336–346, 2009.
- Lauber, C. L., Strickland, M. S., Bradford, M. A., and Fierer, N.: The influence of soil properties on the structure of bacterial and fungal communities across land-use types, *Soil Biol. Biochem.*, 40, 2407–2415, 2008.
- Lauber, C. L., Hamady, M., Knight, R., and Fierer, N.: Pyrosequencing-based assessment of soil pH as a predictor of soil bacterial community structure at the continental scale, *Appl. Environ. Microbiol.*, 75, 5111–5120, 2009.
- Levine, U. Y., Teal, T. K., Robertson, G. P., and Schmidt, T. M.: Agriculture's impact on microbial diversity and associated fluxes of carbon dioxide and methane, *ISME J.*, 5, 1683–1691, 2011.
- Lu, S. B., Chen, C. R., Zhou, X. Q., Xu, Z. H., Bacon, G., Rui, Y. C., and Guo, X. M.: Responses of soil dissolved organic matter to long-term plantations of three coniferous tree species, *Geoderma*, 170, 136–143, 2012.
- Magoč, T. and Salzberg, S. L.: FLASH: fast length adjustment of short reads to improve genome assemblies, *Bioinformatics*, 27, 2957–2963, 2011.
- Nave, L. E., Swanston, C. W., Mishra, U., and Nadelhoffer, K. J.: Afforestation effects on soil carbon storage in the United States: A synthesis, *Soil Sci. Soc. Am. J.*, 77, 1035–1047, 2013.
- Poulsen, P. H. B., Al-Soud, W. A., Bergmark, L., Magid, J., Hansen, L. H., and Sorensen, S. J.: Effects of fertilization with urban and agricultural organic wastes in a field trial – prokaryotic diversity investigated by pyrosequencing, *Soil Biol. Biochem.*, 57, 784–793, 2013.
- Prescott, C. E. and Grayston, S. J.: Tree species influence on microbial communities in litter and soil: current knowledge and research needs, *Forest Ecol. Manage.*, 309, 19–27, 2013.
- Quast, C., Pruesse, E., Yilmaz, P., Gerken, J., Schweer, T., Yarza, P., Peplies, J., and Glöckner, F. O.: The SILVA ribosomal RNA gene database project: improved data processing and web-based tools, *Nucleic Acids Res.*, 41, D590–D596, 2013.
- Rousk, J., Bååth, E., Brookes, P. C., Lauber, C. L., Lozupone, C., Caporaso, J. G., Knight, R., and Fierer, N.: Soil bacterial and fungal communities across a pH gradient in an arable soil, *ISME J.*, 4, 1340–1351, 2010.
- Shipley, B.: A new inferential test for path models based on directed acyclic graphs, *Struct. Equ. Modeling*, 7, 206–218, 2000.
- Sul, W. J., Asuming-Brempong, S., Wang, Q., Turlousse, D. M., Penton, C. R., Deng, Y., Rodrigues, J. L. M., Adiku, S. G. K., Jones, J. W., Zhou, J., Coles, J. R., and Tiedje, J. M.: Tropical agriculture land management influences on soil microbial communities through its effect on soil organic carbon, *Soil Biol. Biochem.*, 65, 33–38, 2013.
- Tate, K. R.: Soil methane oxidation and land-use change: from process to mitigation, *Soil Biol. Biochem.*, 80, 260–272, 2015.
- Tedersoo, L., Jairus, T., Horton, B. M., Abarenkov, K., Suvi, T., Saar, I., and Koljalg, U.: Strong host preference of ectomycorrhizal fungi in a Tasmanian wet sclerophyll forest as revealed by DNA barcoding and taxon-specific primers, *New Phytol.*, 180, 479–490, 2008.

- Urbanová, M., Šnajdr, J., and Baldrian, P.: Composition of fungal and bacterial communities in forest litter and soil is largely determined by dominant trees, *Soil Biol. Biochem.*, 84, 53–64, 2015.
- Vesterdal, L., Clarke, N., Sigurdsson, B. D., and Gundersen, P.: Do tree species influence soil carbon stocks in temperate and boreal forests?, *Forest Ecol. Manage.*, 309, 4–18, 2013.
- Zhou, J., Jiang, Y. H., Deng, Y., Shi, Z., Zhou, B. Y., Xue, K., Wu, L., He, Z., and Yang, Y.: Random sampling process leads to over-estimation of β -diversity of microbial communities, *MBio*, 4, e00324-13, doi:10.1128/mBio.00324-13, 2013.
- Zhou, X. Q., Wang, Y. F., Huang, X. Z., Hao, Y. B., Tian, J. Q., and Wang, J. Z.: Effects of grazing by sheep on the structure of methane-oxidizing bacterial community of steppe soil, *Soil Biol. Biochem.*, 40, 258–261, 2008.
- Zhou, X. Q., Wang, J. Z., Hao, Y. B., and Wang, Y. F.: Intermediate grazing intensities by sheep increase soil bacterial diversities in an Inner Mongolian steppe, *Biol. Fert. Soils*, 46, 817–824, 2010.
- Zhou, X. Q., Wang, W. W., and Wang, Y. F.: Comparison of microbial community structure and diversity in soils of Zoige alpine and Shengjinhu subtropical wetlands, in: 5th International Symposium on Modern Ecology Series (ISOMES), edited by: Wu, J., Higher Education Press, Beijing, 176–195, 2011.
- Zhou, X. Q., Chen, C. R., Wang, Y. F., Xu, Z. H., Hu, Z. Y., Cui, X. Y., and Hao, Y. B.: Effects of warming and increased precipitation on soil carbon mineralization in an Inner Mongolian grassland after 6 years of treatments, *Biol. Fert. Soils*, 48, 859–866, 2012.
- Zhou, X. Q., Chen, C. R., Wang, Y. F., Xu, Z. H., Duan, J. C., Hao, Y. B., and Smail, S.: Soil extractable carbon and nitrogen, microbial biomass and microbial metabolic activity in response to warming and increased precipitation in a semiarid Inner Mongolian grassland, *Geoderma*, 206, 24–31, 2013.