


Maize

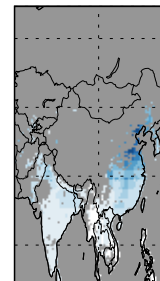
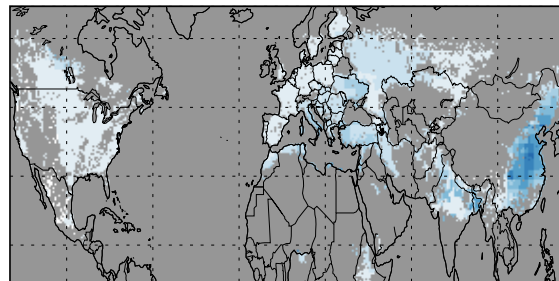
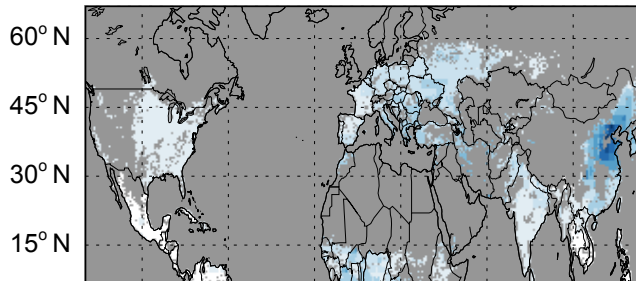
Wheat

Rice


ΔSW due to PM



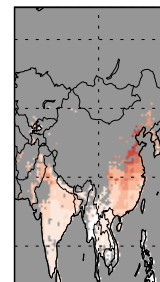
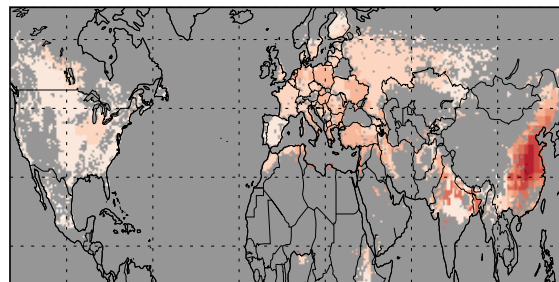
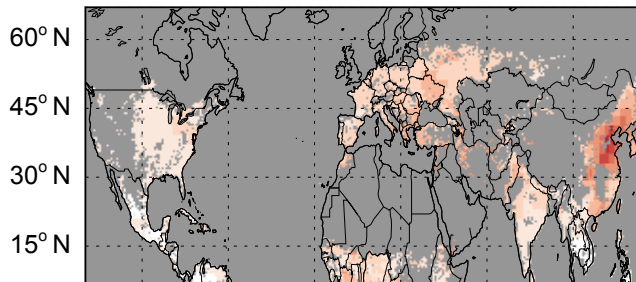
-50 -25 0 25 50
[W m⁻²]



ΔDF due to PM



-0.3 -0.15 0.0 0.15 0.3



100° W 60° W 20° W 20° E 60° E 100° E

100° W 60° W 20° W 20° E 60° E 100° E

60° E 100° E