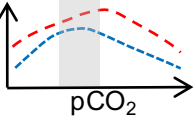
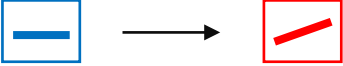
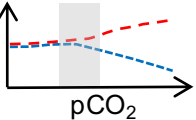
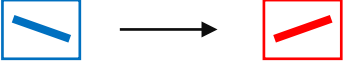
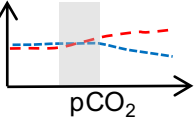
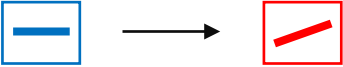
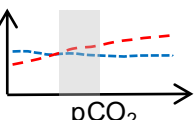
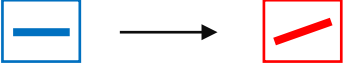
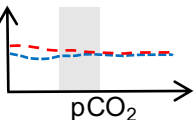
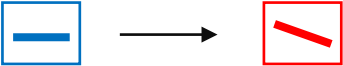


Parameter	Response curves	380–1000 μatm 2°C \longrightarrow 6°C
Growth		
POC quota		
PON quota		
Chl a quota		
C:N		
C:Chla	