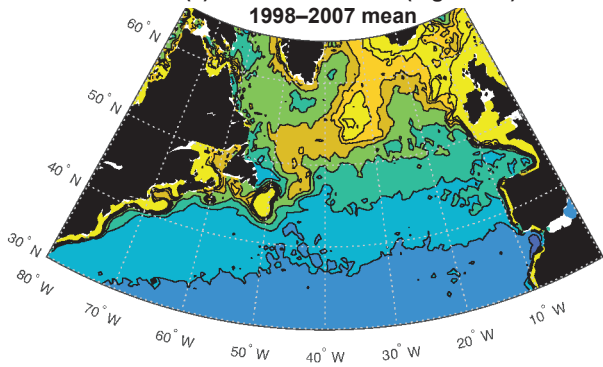
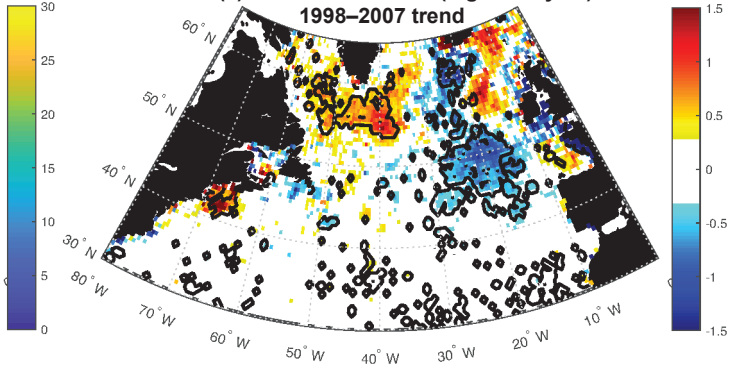


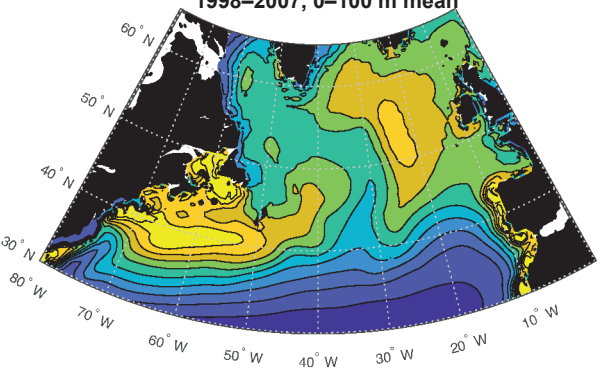
**(a) SeaWiFS biomass (mgC m^{-3})
1998–2007 mean**



**(c) SeaWiFS biomass ($\text{mgC m}^{-3} \text{yr}^{-1}$)
1998–2007 trend**



**(b) Model biomass (mgC m^{-3})
1998–2007, 0–100 m mean**



**(d) Model biomass ($\text{mgC m}^{-3} \text{yr}^{-1}$)
1998–2007 trend**

