

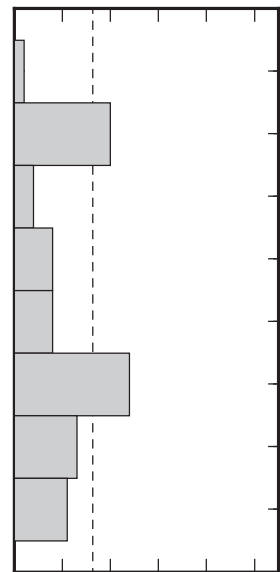
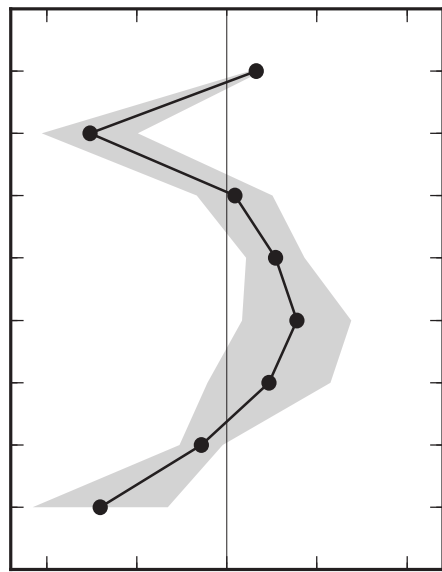
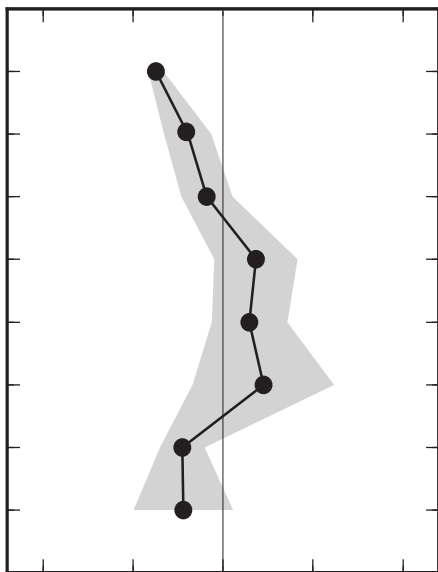
Pacific Ocean

(a) For minimum pH_{insitu} data

(b) For maximum pH_{insitu} data

(c)

Hokkaido
Miyagi
Fukushima
Chiba
Shizuoka
Wakayama
Tokushima
Kouchi



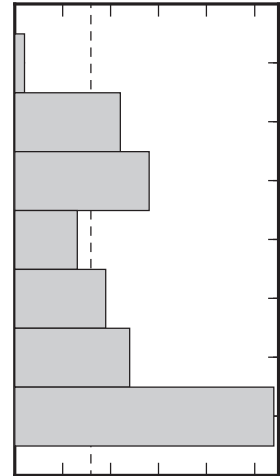
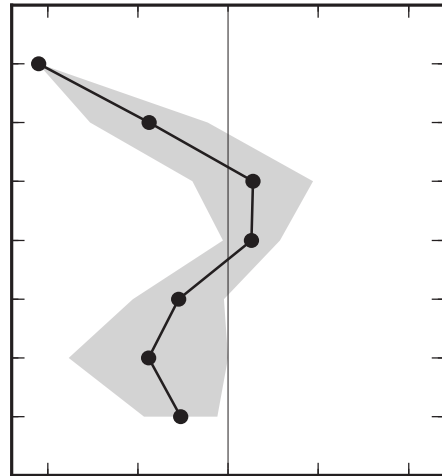
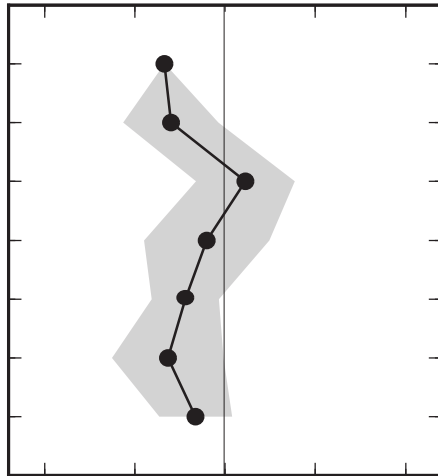
Seto Inland Sea

(d)

(e)

(f)

Osaka
Hyogo
Okayama
Hiroshima
Yamaguchi
Kagawa
Ehime



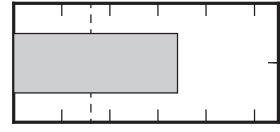
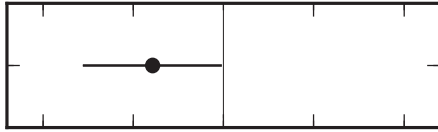
East China Sea

(g)

(h)

(i)

Nagasaki



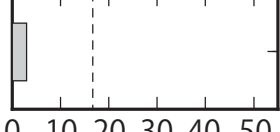
Japan Sea

(j)

(k)

(l)

Niigata



-0.01 -0.005 0.0 0.005 0.01
 $\Delta \text{pH}_{\text{insitu}} \text{yr}^{-1}$

-0.01 -0.005 0.0 0.005 0.01
 $\Delta \text{pH}_{\text{insitu}} \text{yr}^{-1}$

0 10 20 30 40 50
Number of monitoring sites