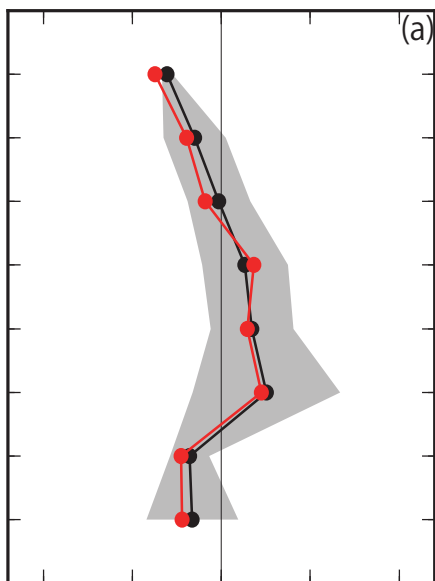


For estimated minimum pH_{25} data
and **minimum $\text{pH}_{\text{insitu}}$ data**

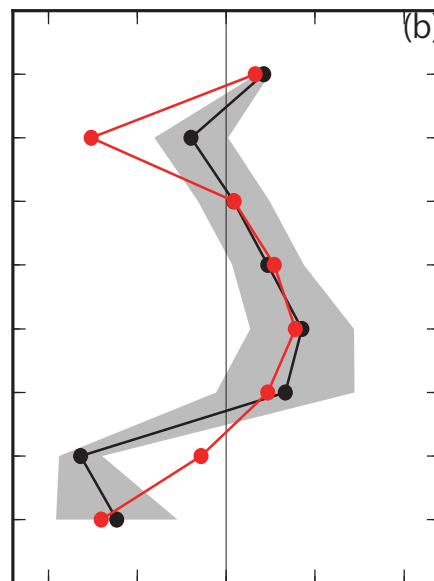
For estimated maximum pH_{25} data
and **maximum $\text{pH}_{\text{insitu}}$ data**

Pacific Ocean

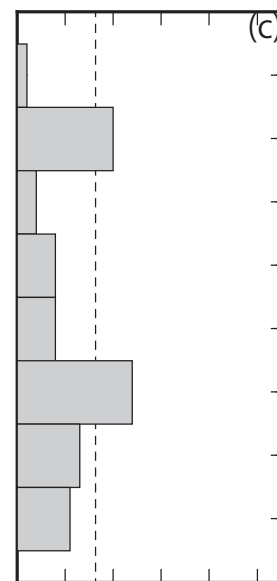
Hokkaido
Miyagi
Fukushima
Chiba
Shizuoka
Wakayama
Tokushima
Kouchi



(a)



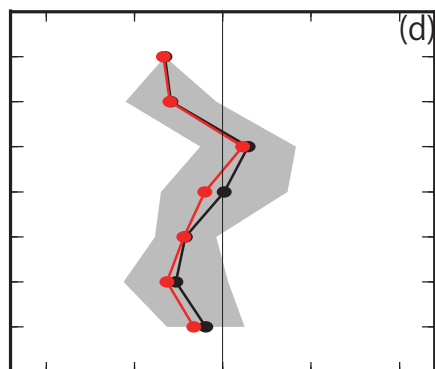
(b)



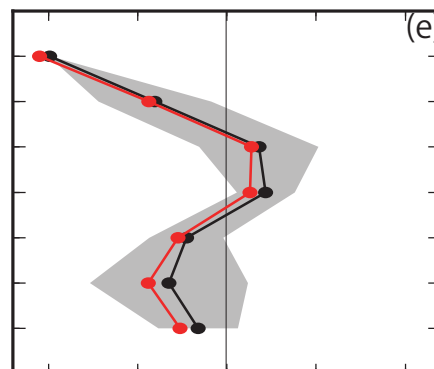
(c)

Seto Inland Sea

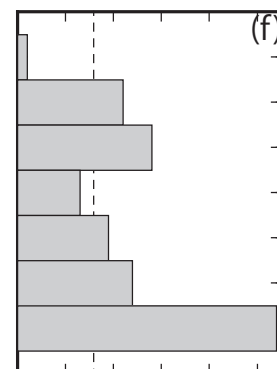
Osaka
Hyogo
Okayama
Hiroshima
Yamaguchi
Kagawa
Ehime



(d)



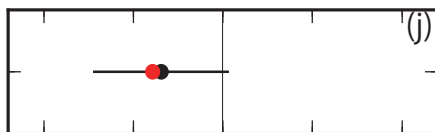
(e)



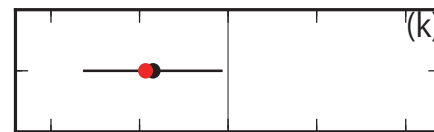
(f)

East China Sea

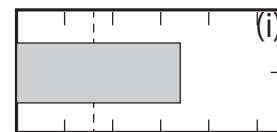
Nagasaki



(j)



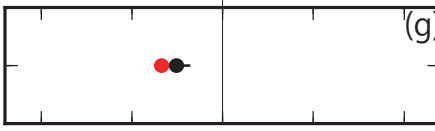
(k)



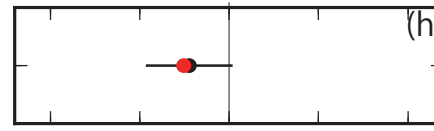
(i)

Japan Sea

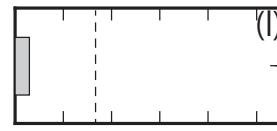
Niigata



(g)



(h)



(l)

$\Delta \text{pH}_{25} \text{ yr}^{-1}$

$\Delta \text{pH}_{25} \text{ yr}^{-1}$

Number of
monitoring sites