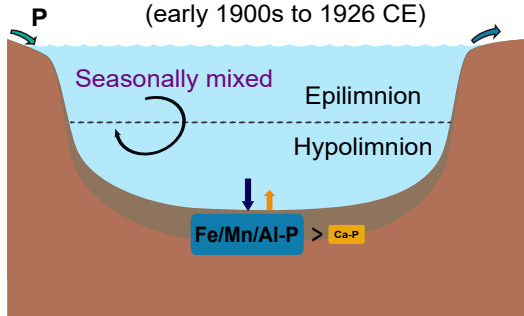
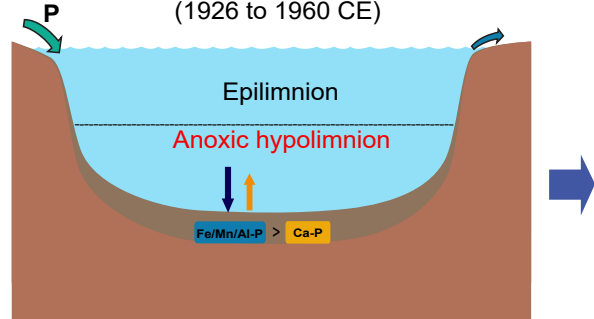


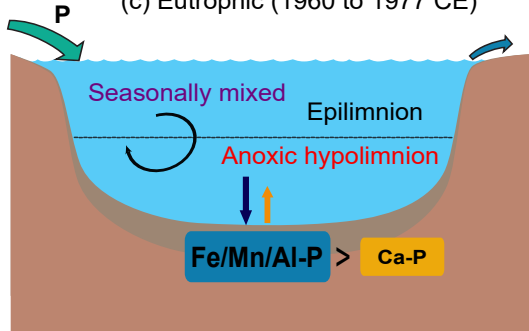
(a) Oligotrophic-mesotrophic
(early 1900s to 1926 CE)



(b) Mesotrophic-eutrophic
(1926 to 1960 CE)



(c) Eutrophic (1960 to 1977 CE)



(d) Highly eutrophic (1977 to 2017 CE)

