

Supplement of Biogeosciences, 18, 1161–1184, 2021
<https://doi.org/10.5194/bg-18-1161-2021-supplement>
© Author(s) 2021. This work is distributed under
the Creative Commons Attribution 4.0 License.



Supplement of

Haplo-diplontic life cycle expands coccolithophore niche

Joost de Vries et al.

Correspondence to: Joost de Vries (joost.devries@bristol.ac.uk)

The copyright of individual parts of the supplement might differ from the CC BY 4.0 License.

Supplementary Figures

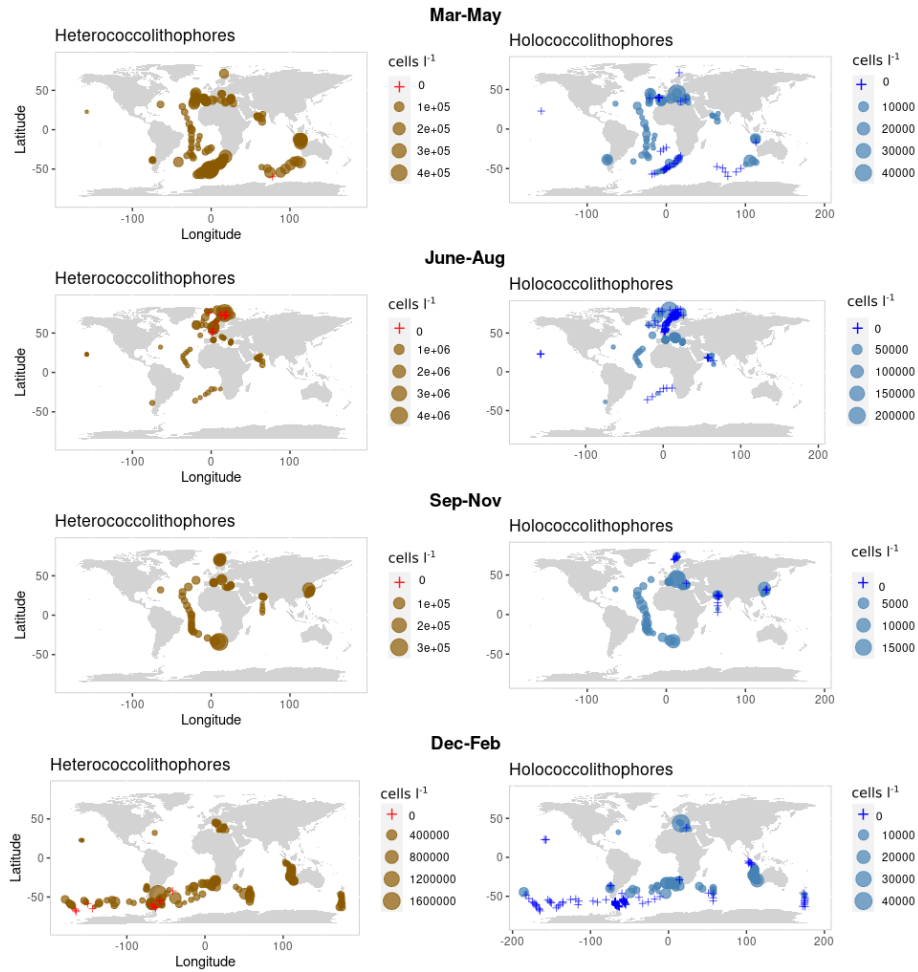


Figure S1: Global seasonal distribution of hetero- and holococcolithophores. Note the lack of sampling in the the Southern Ocean between Jun-Nov and lack of sampling in the Arctic between Dec-May as well as sparsity of samples in the Pacific Ocean.

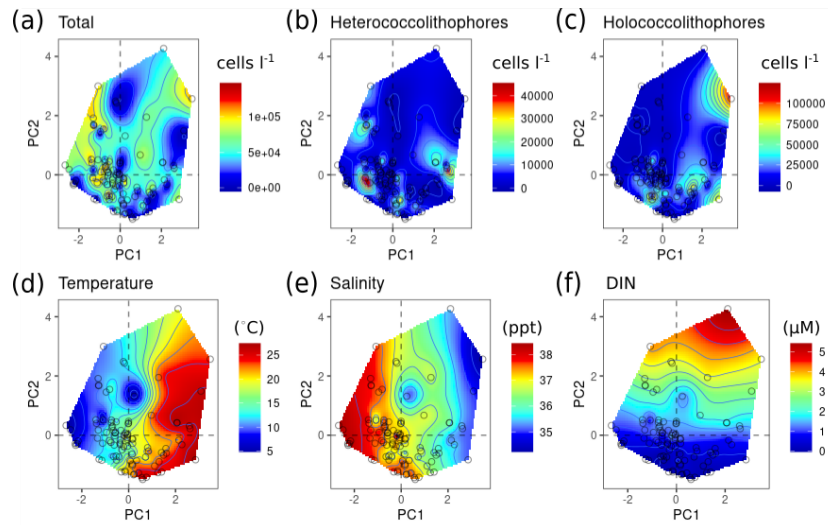


Figure S2: PCA niche space in the Mediterranean data set. Temperature, Salinity and DIN are included as principal components. Note lack of clear separation between the two life cycle phases when day length is not included. (a) Total coccolithophore abundance; (b) Heterococcolithophore abundance; (c) Holococcolithophore abundance; (d) Temperature; (e) Salinity; (d) DIN (nitrite + nitrate)

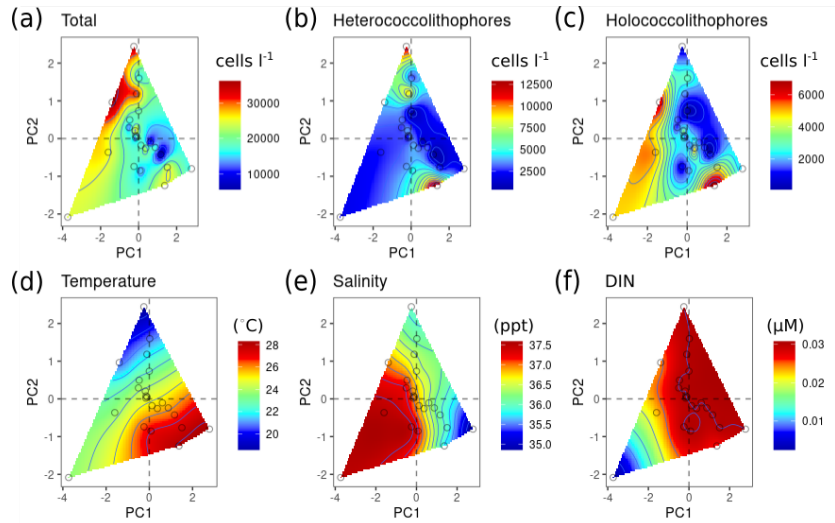


Figure S3: PCA niche space in the AMT data set. Temperature, Salinity and DIN are included as principal components. Note lack of clear separation between the two life cycle phases when depth is not included. **(a)** Total coccolithophore abundance; **(b)** Heterococcolithophore abundance; **(c)** Holococcolithophore abundance; **(d)** Temperature; **(e)** Salinity; **(f)** DIN (nitrite + nitrate)

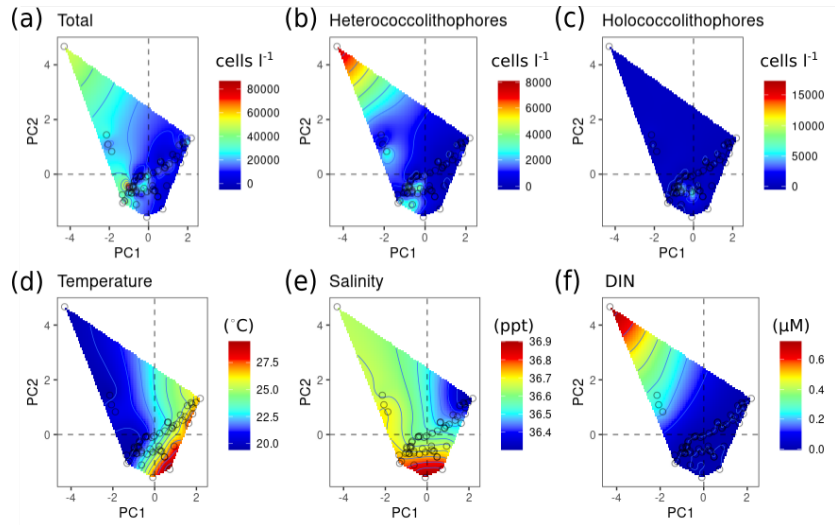


Figure S4: PCA niche space in the BATS data set. Temperature, Salinity and DIN are included as principal components. Note lack of clear separation between the two life cycle phases when depth and date are not included. **(a)** Total coccolithophore abundance; **(b)** Heterococcolithophore abundance; **(c)** Holococcolithophore abundance; **(d)** Temperature; **(e)** Salinity; **(f)** DIN (nitrite + nitrate)