







**Deep water component**

<i>Inorganic</i>	<i>Organic</i>	<i>Biology</i>	<b>Property</b>
------------------	----------------	----------------	-----------------

<b>High nitrate  (HN)</b>	--	Station A	Station A	Deep water station
	filtered surface water	filtered deep water	deep water	Water type added (50%)
	+ nitrate + phosphate	deep water	deep water	Inorganic nutrient source
	surface water	deep water	deep water	Organic nutrient source
	--	--	deep water	Microbial community source
				Colour code

<b>Low nitrate  (LN)</b>	--	Station B	Station B	Deep water station
	filtered surface water	filtered deep water	deep water	Water type added (50%)
	+ nitrate + phosphate	deep water	deep water	Inorganic nutrient source
	surface water	deep water	deep water	Organic nutrient source
	--	--	deep water	Microbial community source
				Colour code

**Nutrient level**