



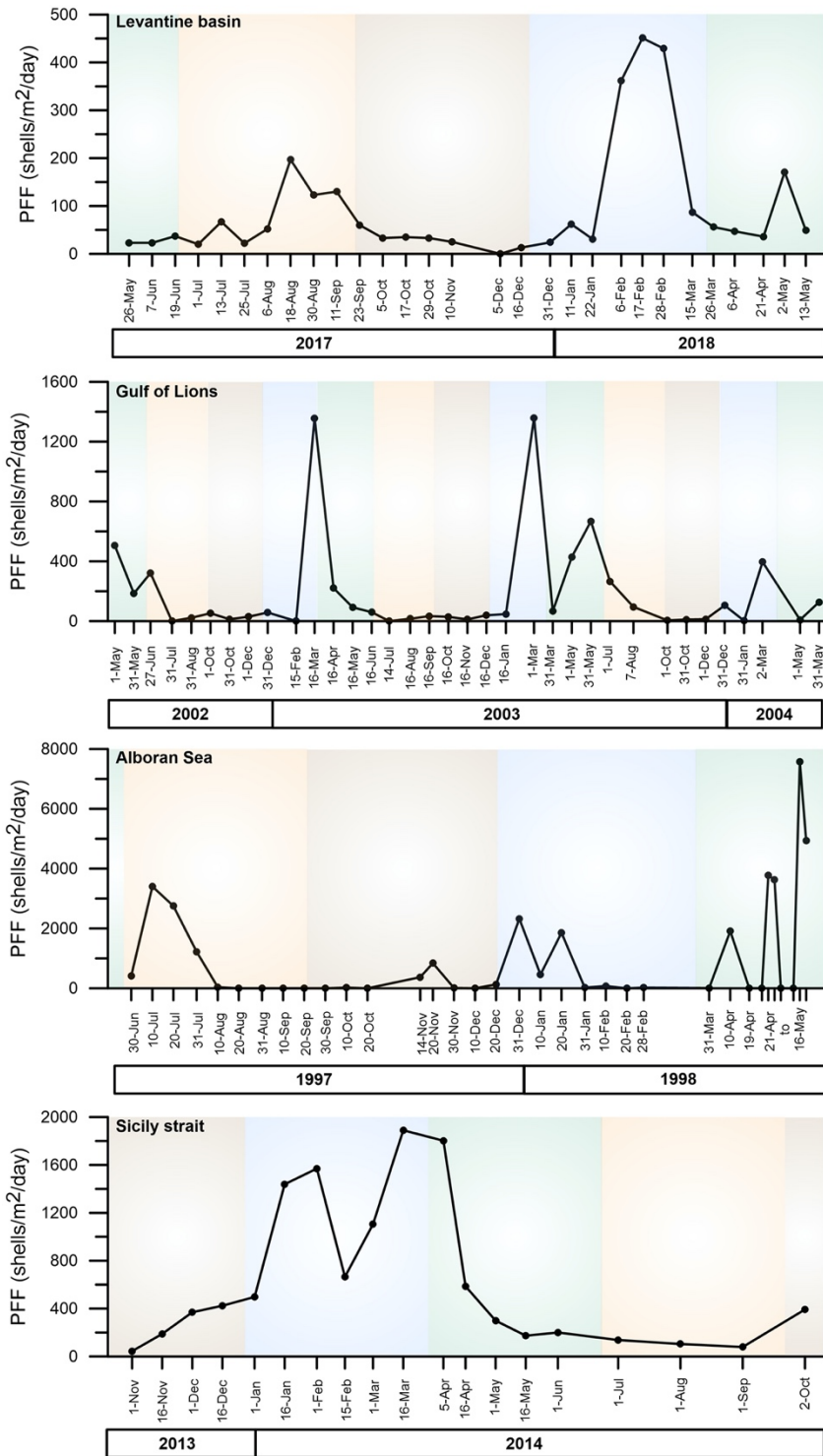
Supplement of

Planktonic foraminifera assemblage composition and flux dynamics inferred from an annual sediment trap record in the central Mediterranean Sea

Thibault M. Béjard et al.

Correspondence to: Thibault M. Béjard (thibault.bejard@usal.es)

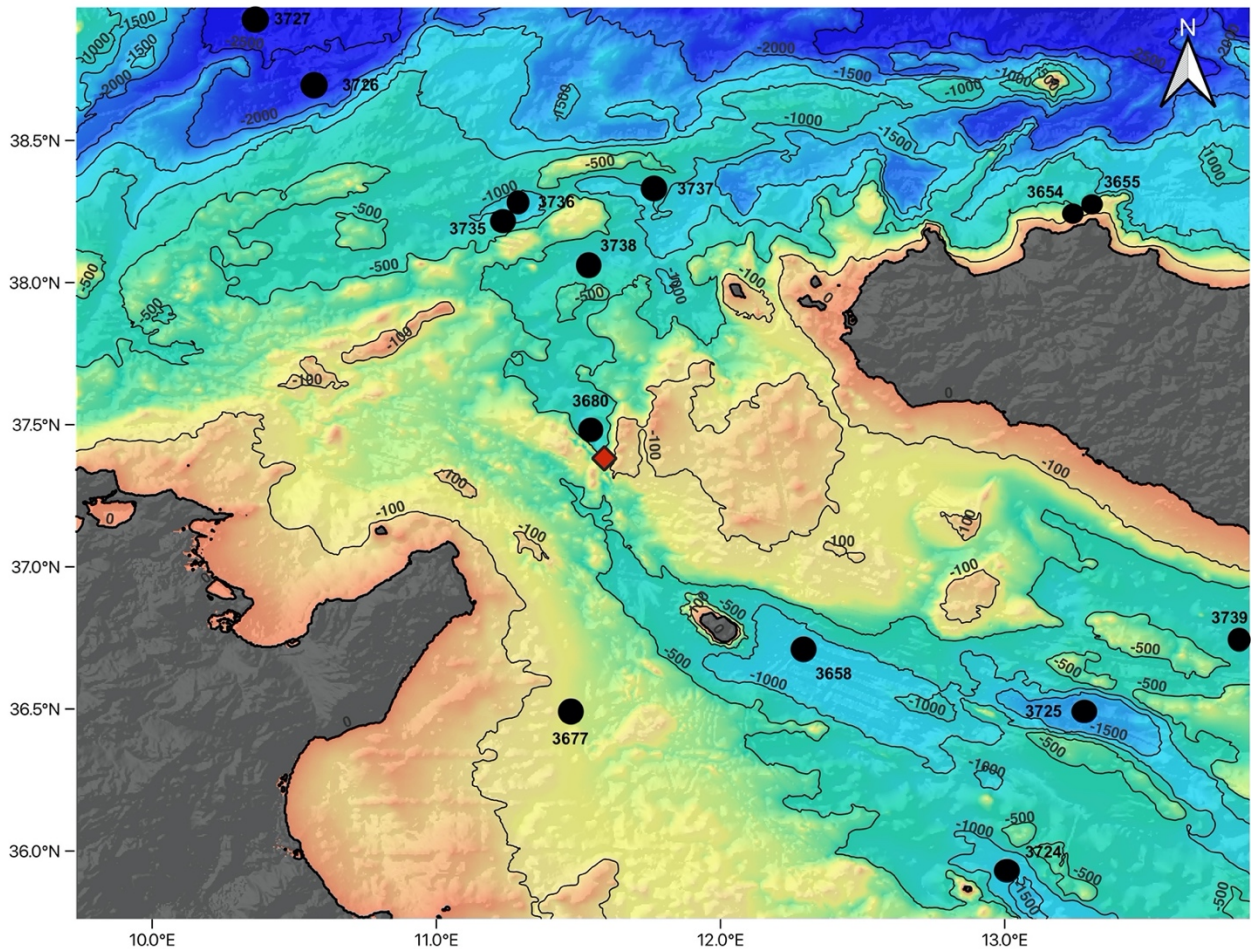
The copyright of individual parts of the supplement might differ from the article licence.



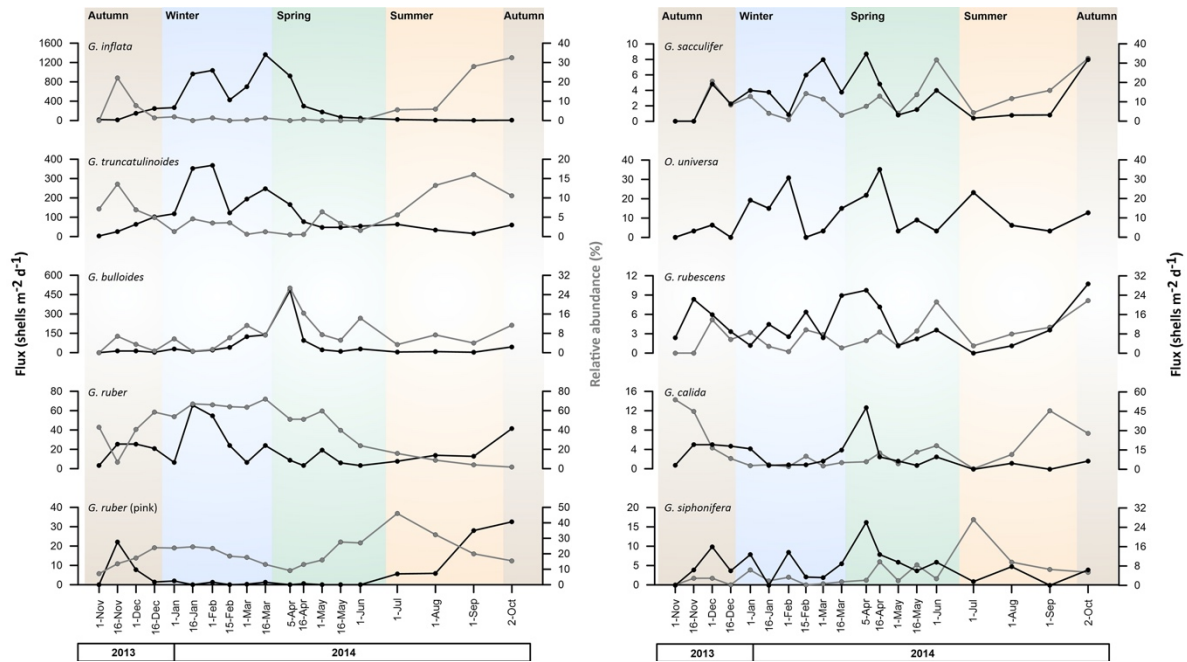
Supplementary Figure 1. Seasonal and interannual planktic foraminifera flux (PFF) across different Mediterranean Sea time-series located in the Levantine basin (Avnaim-Katav et al., 2020), the Alboran Sea (Bárcena et al., 2004; Hernández-Almeida et al., 2011) and the Gulf of Lions (Rigual-Hernández et al., 2012).

Supplementary Table 1. Detailed Pearson correlations results between SST, chlorophyll-a, the five dominant species in the C01 sediment trap and the three groups suggested by Jonkers and Kučera, (2015).

	SST	Chl-a	<i>G. inflata</i>	<i>G. truncat.</i>	<i>G. bulloides</i>	<i>G. ruber</i>	<i>G. ruber (pink)</i>	Group 1	Group 2	Group 3
SST		0.010	0.002	0.289	0.555	0.342	0.001	0.120	0.184	0.135
Chl-a	-0.840		0.286	0.508	0.652	0.011	0.045	0.002	0.021	0.000
<i>G. inflata</i>	-0.896	0.808		0.264	0.816	0.000	0.000	0.000	0.110	0.000
<i>G. truncat.</i>	0.256	-0.162	-0.270		0.175	0.768	0.727	0.796	0.063	0.654
<i>G. bulloides</i>	-0.145	-0.111	-0.057	-0.324		0.155	0.890	0.718	0.002	0.449
<i>G. ruber</i>	0.803	-0.567	-0.758	0.072	-0.340		0.984	0.001	0.834	0.000
<i>G. ruber (pink)</i>	0.678	-0.464	-0.763	-0.086	-0.034	0.775		0.000	0.732	0.164
Group 1	0.828	-0.668	-0.919	0.063	-0.089	0.870	0.933		0.411	0.000
Group 2	0.318	-0.525	-0.378	-0.434	0.667	0.052	0.084	0.201		0.013
Group 3	-0.825	0.771	0.927	0.110	-0.185	-0.754	-0.821	-0.924	-0.559	



Supplementary Figure 2. Geographical situation of the Sicily Strait. The red diamond represents the location of the mooring line in which the C01 sediment trap. The black circles represent the location of the MARGO core tops retrieved from the ForCenS database that were used to compare planktic foraminifera populations.



Supplementary Figure 3. Planktonic foraminifera fluxes (shells $\text{m}^{-2} \text{d}^{-1}$, black lines) and relative abundances (% , grey lines) from November 2013 to October 2014 of the 10 most abundant species identified. Note that the scale of the fluxes and abundances depend on the species.

References

- Avnaim-Katav, S., Herut, B., Rahav, E., Katz, T., Weinstein, Y., Alkalay, R., Berman-Frank, I., Zlatkin, O., and Almogi-Labin, A.: Sediment trap and deep sea core-top sediments as tracers of recent changes in planktonic foraminifera assemblages in the southeastern ultra-oligotrophic Levantine Basin, *Deep Sea Research Part II: Topical Studies in Oceanography*, 171, 104669, <https://doi.org/10.1016/j.dsr2.2019.104669>, 2020.
- Bárcena, M. A., Flores, J. A., Sierro, F. J., Pérez-Folgado, M., Fabres, J., Calafat, A., and Canals, M.: Planktonic response to main oceanographic changes in the Alboran Sea (Western Mediterranean) as documented in sediment traps and surface sediments, *Marine Micropaleontology*, 53, 423–445, <https://doi.org/10.1016/j.marmicro.2004.09.009>, 2004.
- Hernández-Almeida, I., Bárcena, M. A., Flores, J. A., Sierro, F. J., Sanchez-Vidal, A., and Calafat, A.: Microplankton response to environmental conditions in the Alboran Sea (Western Mediterranean): One year sediment trap record, *Marine Micropaleontology*, 78, 14–24, <https://doi.org/10.1016/j.marmicro.2010.09.005>, 2011.
- Jonkers, L. and Kučera, M.: Global analysis of seasonality in the shell flux of extant planktonic Foraminifera, *Biogeosciences*, 12, 2207–2226, <https://doi.org/10.5194/bg-12-2207-2015>, 2015.
- Rigual-Hernández, A. S., Sierro, F. J., Bárcena, M. A., Flores, J. A., and Heussner, S.: Seasonal and interannual changes of planktic foraminiferal fluxes in the Gulf of Lions (NW Mediterranean) and their implications for paleoceanographic studies: Two 12-year sediment trap records, *Deep Sea Research Part I: Oceanographic Research Papers*, 66, 26–40, <https://doi.org/10.1016/j.dsr.2012.03.011>, 2012.