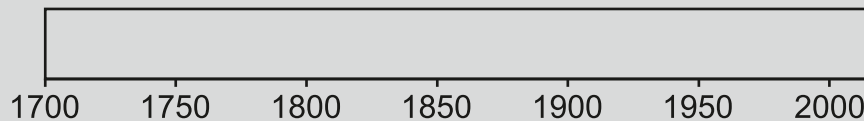


# Data


# Data resolution

TREE RING



Annual/seasonal

CLIMATE



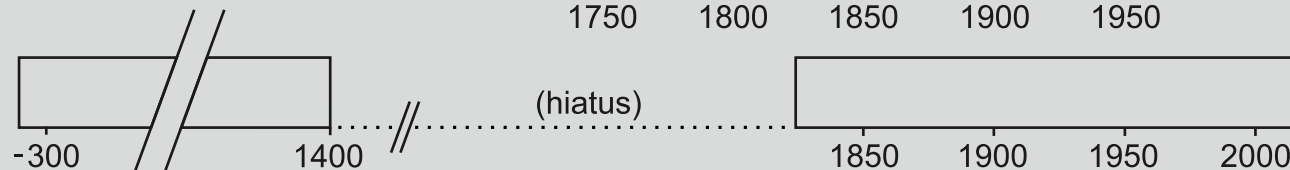
Daily

HISTORICAL



Irregular temporal resolution

PALAEOECOLOGICAL



Relative to peat accumulation

Year BCE/CE