

BGD

10, 9765–9795, 2013

Subcritical water extracted N from soils

S. Sleutel et al.

Subcritical water extraction to isolate kinetically different soil nitrogen fractions

S. Sleutel¹, M. A. Kader^{1,2}, K. Demeestere³, C. Walgraeve³, J. Dewulf³, and S. De Neve¹

¹Department of Soil Management, Ghent University, Coupure Links 653, 9000 Gent, Belgium

²Department of Soil Science, Bangladesh Agricultural University, Mymensingh 2202, Bangladesh

³Department of Sustainable Organic Chemistry and Technology, Research Group EnVOC, Ghent University, Coupure Links 653, 9000 Gent, Belgium

Received: 2 May 2013 – Accepted: 3 June 2013 – Published: 17 June 2013

Correspondence to: S. Sleutel (steven.sleutel@ugent.be)

Published by Copernicus Publications on behalf of the European Geosciences Union.

Title Page

Abstract

Introduction

Conclusions

References

Tables

Figures

⏪

⏩

◀

▶

Back

Close

Full Screen / Esc

Printer-friendly Version

Interactive Discussion



Abstract

Soil organic N is largely composed of inherently biologically labile proteinaceous N and its persistence in soil is mainly explained by stabilization through binding to minerals and other soil organic matter (SOM) components at varying strengths. In order to separate kinetically different soil N fractions we hypothesize that an approach, which isolates soil N fractions on the basis of bonding strength is required, rather than employing chemical agents or physical methods. We developed a sequential subcritical water extraction (SCWE) procedure at 100 °C, 150 °C and 200 °C to isolate SOM fractions. We assessed these SCWE N fractions as predictors for aerobic and anaerobic N mineralization measured from 25 paddy soil cores in incubations. SCWE organic carbon (SCWE OC) and N (SCWE N) increased exponentially with the increase of temperature and N was extracted preferentially over OC. The efficiency of SCWE and the selectivity towards N were both lower in soils with increasingly reactive clay mineralogy. The 100–150 °C SCWE N and the 100 °C + 100–150 °C SCWE N correlated slightly better with the aerobic N mineralization than soil N content. The resulting explained percentages (46–49 %) are, however, too small to allow accurate fertilizer recommendations. No correlations were found between the SCWE fractions and anaerobic N mineralization rate and consequently alternative driving factors should be looked for. Nonetheless, perhaps SCWE does, still hold potential to separate kinetically different SOM pools from upland soils, in which the bio-availability of N is more likely to be a key constraint in the N mineralization process. This in contrast to the studied paddy soils, in which N mineralization appeared to be largely decoupled from SOM quantity and quality or its availability, perhaps due to an overriding control of abiotic factors on the anaerobic N mineralization process.

BGD

10, 9765–9795, 2013

Subcritical water extracted N from soils

S. Sleutel et al.

Title Page

Abstract

Introduction

Conclusions

References

Tables

Figures

⏪

⏩

◀

▶

Back

Close

Full Screen / Esc

Printer-friendly Version

Interactive Discussion



1 Introduction

Mineralization of soil organic nitrogen (N) remains a significant source of mineral N in paddy rice cultivation despite the widespread use of inorganic N fertilizers and organic N sources. Strikingly, often poor correlations were found between N mineralization in the field and general soil properties like N or organic carbon (OC) content and soil C : N ratio or a combination of those factors with pH, cation exchange capacity, clay content etc. (Sahrawat, 1983a, b, 2006, 2010; Ros et al., 2011). Instead, successful indices to predict paddy soil N supplying capacity include N uptake by plants (Sahrawat, 1983a; Nayyar et al., 2006; Curtin and McCallum, 2004) or measurement of increases in soil inorganic N upon incubation (Augus et al., 1994; Mikha et al., 2006). Yet, such “reference” biological methods are time-consuming and expensive with little significance for in-time fertilizer recommendation. Consequently, a multitude of simple and rapid chemical indices of paddy soil N supplying capacity have been tested. For example, recently, Li et al. (2011) found that soil C : N ratio, acid KMnO_4 - NH_4^+ -N, alkaline KMnO_4 - NH_4^+ -N, phosphate-borate buffer extractable NH_4^+ -N, phosphate-borate buffer hydrolysable NH_4^+ -N and hot KCl extractable NH_4^+ -N were all significantly ($P < 0.05$) correlated to total N uptake by rice plants. However, the relation between such chemical soil N fractions and N supplying processes actually occurring in the soil is weak and chemical approaches do not represent physical aspects of bio-availability of N. In addition, chemical extractions generate artefacts, e.g. acid hydrolysis, aimed at removing labile organic matter (OM), also liberates mineral bound OM by dissolution of Fe oxides at low pH (Kögel-Knabner et al., 2008). As a result, the development of a single chemical N index that is applicable to many types of soils, crops, and locations has not been successful (Wilson et al., 1994). In fact from an extensive meta-analysis Ros et al. (2011) concluded that the relationship between extractable OM and soil N supply is mostly an indirect relationship reflecting the soils’ OM content.

Organic N is largely composed of inherently biologically labile proteinaceous N ranging between 40 % (Schulten and Schnitzer, 1998) and 80 % (Knicker, 2000), and

BGD

10, 9765–9795, 2013

Subcritical water extracted N from soils

S. Sleutel et al.

Title Page

Abstract

Introduction

Conclusions

References

Tables

Figures

◀

▶

◀

▶

Back

Close

Full Screen / Esc

Printer-friendly Version

Interactive Discussion



Subcritical water extracted N from soils

S. Sleutel et al.

Title Page

Abstract

Introduction

Conclusions

References

Tables

Figures

◀

▶

◀

▶

Back

Close

Full Screen / Esc

Printer-friendly Version

Interactive Discussion



a smaller share is present as heterocyclic N. Persistence of soil N is primarily explained by stabilization through binding to minerals and other SOM components and Leinweber and Schulten (2000) for example revealed a substantial part of proteinaceous and heterocyclic N to be selectively bound to pedogenic oxides. Appelqvist et al. (1996), in addition, demonstrated linkages between amino acids and humic acids and based on extensive molecular modelling Schulten and Schnitzer (1997) suggested that proteinaceous materials can be trapped in the voids of the three-dimensional structure of humic substances. In an alternative view on the physicochemical organization of soil organic matter (SOM), Kleber et al. (2007) instead hypothesized that proteinaceous N is enriched close to mineral surfaces and shielded by an outer zone of more hydrophobic SOM constituents. Regardless of conceptual model, variation in strength of N-mineral and N-OM linkages is likely to determine variation in bio-availability of organic N and susceptibility to mineralization. Physical fractionation methods are limited in their ability to further subdivide this continuum of bound organic N, because of practical constraints to subdivide the clay size fraction which, however, does contain the majority of soil N. Therefore an alternative approach, which isolates soil N fractions on the basis of bonding strength may be required, ideally then with respect to dissolvability into water instead of size or density or solubility in chemical agents. In addition, the release of “fixed” NH_4^+ is often an important crop supply of mineral N to in paddy soils (Schneiders and Scherer, 1998), next to N mineralization. It has become clear that there also exists a continuum in the bio-availability of fixed NH_4^+ Nieder et al. (2011), which is linked to its association with soil minerals. Commonly, a distinction is made between “native fixed” and “recently fixed” NH_4^+ , where the former is probably trapped in the centre of clay interlayers to a higher degree, while the latter pool is largely retained in the peripheral zone of the interlayers (Nommik and Vahtras, 1982).

We hypothesize that soil N extracted by water at increasing temperatures would reflect organic and inorganic N fractions with increasing bonding strength, which in turn should correspond to decreasing bio-availability. Indeed, Kalbitz et al. (2005) amongst others concluded that strength of sorption reflects stability of the sorbed OM against

biodegradation. Although water has frequently been used to quantify labile N or plant available N (e.g. Chantigny et al., 2010; Curtin et al., 2006) or labile C (Sparling et al., 1998; Ghani et al., 2003) extraction of SOM has most often been limited to a temperature of 100 °C due to the difficulties of keeping it in a liquid state above 100 °C. This has limited the potential of water extraction to the isolation of readily bio-available SOM. Accelerated solvent extractors now conveniently offer the ability to extract soil samples with solvents at higher temperatures. By raising the inner pressure in metal extraction cells containing the soil sample, subcritical (100–375 °C) and supercritical (> 375 °C) water have been used to extract a variety of organic compounds from solid matrixes for chemical analysis (Ong et al., 2006; Lagadec et al., 2000). To our knowledge, SOM extraction by subcritical water has only been tested by Schnitzer et al. (1991) on four Canadian soils and recently, a custom-built instrument was developed for biomarker extraction in upcoming Mars explorer missions (Amashukeli et al., 2008). There appears to be no published information on the relation between subcritical water extractable N and OC and soil N mineralization. In the present study we developed a sequential subcritical water extraction (SCWE) procedure at 100 °C, 150 °C and 200 °C to isolate SOM fractions from 25 paddy soil samples and we investigated how clay content and mineralogy affected extractability of N and C. Our main objective was to investigate the potential of SCWE N fractions to predict aerobic and anaerobic paddy soil N mineralization.

2 Materials and methods

2.1 Soils

A set of 25 paddy soils was collected previously (Kader et al., 2013) from farmers' fields throughout Northern Bangladesh, which has a subtropical monsoon climate (annual mean temperature 25.8 °C and annual precipitation 2428 mm (Bangladesh Meteorological Department, 2011)). Either one or two rice crops were cultivated per year on

BGD

10, 9765–9795, 2013

Subcritical water extracted N from soils

S. Sleutel et al.

Title Page

Abstract

Introduction

Conclusions

References

Tables

Figures



Back

Close

Full Screen / Esc

Printer-friendly Version

Interactive Discussion



the sampled fields. Surface soil samples (0–15 cm) were collected from 15 locations per field by means of an auger (diameter 2.5 cm). These samples were bulked into one composite sample and were thoroughly mixed. The field moist soil was gently broken apart by hand and was air-dried and ground to pass a 2 mm sieve prior to further analysis.

2.2 Analysis of soil properties, N mineralization and clay mineralogy

Soil texture, soil C and N content, pH in KCl (pH_{KCl}), and NH_4 -oxalate extractable Fe, Al and Mn (Fe_{ox} , Al_{ox} , Mn_{ox}) were determined on all 25 soils by Kader et al. (2013) (Table 1). Briefly, the soil texture of the collected soil samples ranged from sand to clay; with most soils being silt loams. With an average pH_{KCl} of 4.5, all soils were moderately acidic (Table 1). There were wide ranges in C and N content with averages of $14.40 \pm 7.14 \text{ g C kg}^{-1}$ and $1.48 \pm 0.66 \text{ g N kg}^{-1}$. Ammonium oxalate extractable Fe also varied widely ($1.1\text{--}8.3 \text{ g Fe kg}^{-1}$), while variation in Al_{ox} and Mn_{ox} was limited.

Non-exchangeable NH_4^+ was determined by the Silva and Bremner method (Silva and Bremner, 1966), which exists of two steps. First, oxidation by alkaline KOBr removes exchangeable NH_4^+ and organic N. Then treatment by a 5 N HF-1N HCl solution is used to decompose clay containing non-exchangeable NH_4^+ . The NH_4^+ released by the HF-HCl treatment was then determined by steam distillation.

N mineralization was assessed earlier by Kader et al. (2013) by monitoring the release of NH_4 and NO_3 under controlled aerobic and anaerobic conditions. Briefly, for each soil 42 PVC tubes (5 cm diameter) were filled with 200 g dry soil, 21 (3 replicates \times 7 dates) for aerobic and 21 (3 replicates \times 7 dates) for anaerobic incubation. Soil moisture content was brought to 50% water filled pore space for assessment of aerobic N mineralization and soils were oversaturated with a standing water level of 2 cm for assessment of anaerobic N mineralization. Every two weeks, soils were sampled destructively by removing the soil from one tube per replicate. The aerobic N mineralization rates were estimated by fitting a zero-order kinetic model to the soil mineral N data: $N(t) = N_0 + k_0 t$, where t is the time (in days), $N(t)$ is the amount of mineral

BGD

10, 9765–9795, 2013

Subcritical water extracted N from soils

S. Sleutel et al.

Title Page

Abstract

Introduction

Conclusions

References

Tables

Figures

◀

▶

◀

▶

Back

Close

Full Screen / Esc

Printer-friendly Version

Interactive Discussion



N at time t , N_0 is the initial amount of mineral N (mg N kg^{-1}), and k_0 is the linear N mineralization rate ($\text{mg N kg}^{-1} \text{ day}^{-1}$). The anaerobic N mineralization data were best described with a first-order model: $N(t) = N_A(1 - \exp(-k_1 t))$, with N_A the mineralizable N and k_1 a first-order rate parameter.

The clay fraction's mineralogical composition was identified by X-ray diffraction on oriented samples after (i) K and Mg saturation, (ii) glycerol solvation, and (iii) drying of the K saturated samples at 300°C and 550°C for 2 h, as described in detail by Kader et al. (2013).

2.3 Subcritical water extraction

Soils were sequentially extracted with pressurized (10.3–11.7 MPa) liquid water at 100, 150 and 200°C with an ASE 350 Accelerated Solvent Extractor (Dionex, Amsterdam, the Netherlands). The extraction residue at each temperature step was utilized for the next extraction, so that the 150°C and 200°C extracts exclude the 100°C and $100 + 150^\circ\text{C}$ extractable material respectively. We limited the upper extraction temperature to 200°C as previously Schnitzer et al. (1991) found rapid thermal degradation of SOM components around 250°C . Seven g soil samples were mixed with acid washed sand at a 1 : 2 weight ratio in 22-mL capacity Dionex stainless steel extraction cells (equipped with PEEK seal ring and Viton O-rings) to achieve an adequate permeability for perfusion of the subcritical water. Quartz filters (27 mm) were fitted at the bottom and top of each cell. Each extraction cycle consisted of different steps: filling of the cell with water, heating, stationary extraction (static cycle time: 5 min, number of static cycles: 1), rinsing the cell with fresh deionized water (rinsing volume 60 %), and finally purging (80 s) with N_2 gas. The extracts were collected in 60 mL glass vials and their volumes were determined by weight difference with the empty vials. At the end of the sequential extractions, the solid residues were removed from the cells and were oven dried at 105°C (Fig. 1). Subcritical water extractions were carried out in twofold.

BGD

10, 9765–9795, 2013

Subcritical water extracted N from soils

S. Sleutel et al.

Title Page

Abstract

Introduction

Conclusions

References

Tables

Figures

◀

▶

◀

▶

Back

Close

Full Screen / Esc

Printer-friendly Version

Interactive Discussion



2.4 Carbon and nitrogen analysis

Total OC in the subcritical water extracts was determined with a Shimadzu TOC-V analyzer (Shimadzu Corp., Tokyo, Japan) with IR detection following thermal oxidation. Total N concentrations in the extracts were determined with the alkaline persulphate oxidation method (Koroleff, 1983). Produced $\text{NO}_3\text{-N}$ and $\text{NO}_3\text{-N}$ already present prior to persulphate oxidation was measured with a continuous flow autoanalyser (ChemLab System 4). Capped 10 mL test vials, used as reaction vessels for persulphate oxidation, were centrifuged at 2000 rpm prior to continuous flow analysis. The OC and N content of the dried SCWE residues were determined by elemental analysis (Variomax CNS-analyzer, Elementar Analysesysteme, Germany). C and N expressed in g kg^{-1} present in the different SCWE fractions were calculated taking into account the extract volumes, the dry matter weight of the extracted residues and their contents of N and C.

2.5 Statistical analysis

Correlation analysis was used to investigate the relation between N or C in the isolated SCWE fractions and the aerobic or anaerobic N mineralization rate. ANOVA was used to test for differences in N or C or C:N ratio between groups of soils with different mineralogy. Non-linear regression with the Levenberg–Marquardt algorithm was used to estimate the first-order mineralization model parameters. For soils 4 and 24 the parameter N_A had to be constrained to a value below the soil N content and instead the sequential quadratic programming method was used. All statistical analyses were conducted with SPSS 15.0 (SPSS Inc., USA).

BGD

10, 9765–9795, 2013

Subcritical water extracted N from soils

S. Sleutel et al.

Title Page

Abstract

Introduction

Conclusions

References

Tables

Figures

◀

▶

◀

▶

Back

Close

Full Screen / Esc

Printer-friendly Version

Interactive Discussion



3 Results

3.1 Mineralogical composition

X-ray diffraction analysis revealed that all studied K and Mg-saturated clay fractions were composed of a variable admixture of 2 : 1 phyllosilicates (peaks at 1.00, 0.500, and 0.333 nm), kaolinite (0.713 and 0.357 nm), quartz (0.425 and 0.333 nm), feldspar (0.320 nm), goethite (0.418 nm) and lepidocrocite (0.627 nm). The broad bulge around 1.80 nm in the Mg-saturated and glycerol-solvated swelled specimens confirmed the presence of smectite in soils 4, 24 and 31. Mica was identified in all 25 soils by the presence of the 1.00 nm reflection appearing in all the treatments. Vermiculite was identified in 18 soils (not in soils 3, 8, 10, 15, 29, 31 and 37) by a decrease in the peak intensity of the 1.42 nm reflection and a corresponding increase in the peak intensity of the 1.00 nm reflection when shifting from Mg-saturation to K-saturation followed by air-drying. Chlorite was detected in all soils except in soils 29, 35 and 37 by reflections at 1.42 nm in the K and Mg saturated air dried specimens and its rational orders and by remaining of the 1.42 nm reflection in the 550 °C-heated K-saturated specimen. Presence of kaolinite was confirmed in all studied soils from peaks or shoulders at 0.716 and 0.357 nm in the Mg-saturated specimens. In 14 soils, presence of a vermiculite-chlorite intergrade was ascertained by a decrease in peak intensity of the 1.42 nm reflection after heating the K-saturated specimen. Mostly, very small peaks at 1.25 nm in all the treatments also suggested the presence of the interstratified mica-chlorite mineral in 11 soils. Quartz and feldspars were identified in all soils, except for feldspars in soils 35, 37 and 38. Goethite and lepidocrocite were identified only in soils 1, 4, 12 and 36 and 10, 16 and 25, respectively. The X-ray diffraction clay mineralogy is summarized in Table 2.

BGD

10, 9765–9795, 2013

Subcritical water extracted N from soils

S. Sleutel et al.

Title Page

Abstract

Introduction

Conclusions

References

Tables

Figures

◀

▶

◀

▶

Back

Close

Full Screen / Esc

Printer-friendly Version

Interactive Discussion



3.2 N mineralization

The evolution of mineral N during 120 days incubations under aerobic and anaerobic conditions were described in detail by Kader et al. (2013). In summary, over the set of 25 soils the calculated aerobic N mineralization varied from 10 to 223 mg N kg⁻¹ 120 days⁻¹, that is 2.5 % to 15 % of the soil N was mineralized in 120 days, respectively). The anaerobic N mineralization varied from 34 to 423 mg N kg⁻¹ 120 days⁻¹ (4.5 % to 28.1 % of soil N, respectively). Over all 25 soils, the mean anaerobic N mineralization rate was significantly higher (pairwise *t* test at *P* < 0.05) than the mean aerobic N mineralization rate.

3.3 SCWE fractions

Four different SOM fractions were obtained from sequential SCWE, namely ≤ 100 °C, 100–150 °C and 150–200 °C water extractable and > 200 °C residual non-extractable N and C. The sizes of the N fractions were expressed on a bulk soil basis (g N kg⁻¹) and are given in Table 3. The recovery of N and OC was 90.6 ± 13.4 % and 97.9 ± 7.2 % of soil N and soil OC, respectively. The lower recovery of N compared to OC might have been due to N volatilization during extraction at higher temperatures. At 100 °C SCWE removed 0.01 to 0.10 g N kg⁻¹ N, representing 1.1 to 7.7 % of soil N (Fig. 2), in line with previously reported proportions of hot water extractable N according to Kader et al. (2010) (2 to 5 % of soil N), Curtin et al. (2006) (2 to 7.5 % of soil N) and Leinweber et al. (1995) (3 to 5 % of soil N). The amount of additional N extracted at 150 °C (additional since 100 °C extractable OM was already removed by the preceding extraction at 100 °C) ranged between 0.06 and 0.29 g N kg⁻¹, accounting for 7.5 to 25.2 % of soil N. Another larger share of 24 to 57 % of soil N was subsequently extracted at 200 °C (i.e. 0.18 to 1.34 g N kg⁻¹) (Fig. 2). The average C:N ratios of these three fractions decreased with increasing extraction temperature from 9.7 (≤100 °C SCWE fraction) over 8.4 (100–150 °C SCWE fraction) to 6.4 (150–200 °C SCWE fraction) (Fig. 3). Over all fractions, the ≤ 100 °C SCWE fraction's C:N ratio showed the largest variation (5

BGD

10, 9765–9795, 2013

Subcritical water extracted N from soils

S. Sleutel et al.

Title Page

Abstract

Introduction

Conclusions

References

Tables

Figures

◀

▶

◀

▶

Back

Close

Full Screen / Esc

Printer-friendly Version

Interactive Discussion



to 22) and did not significantly differ from the bulk soil C:N ratio, in contrast to the 100–150 °C and 150–200 °C SCWE fractions. The SCWE residue N ranged between 0.09 to 1.41 g N kg⁻¹ and represented the largest isolated soil N (24.2 to 63.1 % of soil N) fraction (Fig. 2). The C:N ratio of the extraction residues were logically higher (on average 15.8 ± 5.2) than the C:N ratios of the extracts and bulk soil (all at $P < 0.001$).

The temperature dependency of release of SCWE N and OC was quantified by fitting to an exponential function: SCWE N or C = ae^{bT} to the ≤ 100 °C, 100–150 °C and 150–200 °C SCWE data (g kg⁻¹). T is the extraction temperature (°C), a is SCWE N or OC at $T = 0$ °C, and b is a constant expressing temperature dependency (°C⁻¹) of SCWE efficiency. This function fitted well to the SCWE-N and SCWE-OC data (average $R^2 = 0.98$ for N and 0.97 for OC), indicating an exponential increase of extractability of N and C in response to subcritical water temperature increase from 100 to 200 °C (Fig. 4).

Among the 25 paddy soils, b varied between 0.015 and 0.036 °C⁻¹ for SCWE N and between 0.010 and 0.030 °C⁻¹ for SCWE OC. These values translate to relative increases in SCWE N and OC of 2–4 % and 1–3 % per °C increase in extraction temperature, respectively. The b parameter correlated positively to the clay% ($P < 0.01$ for N and $P < 0.05$ for OC), to Fe_{ox} ($P < 0.01$ for N and OC) and to Al_{ox} ($P < 0.05$ for N and $P < 0.01$ for OC).

3.4 SCWE N and C in relation to soil properties and clay mineralogy

Pearson's correlation coefficients were firstly calculated between SCWE N and SCWE OC and general soil properties (Table 3). All the isolated SCWE N and SCWE OC fractions correlated significantly and positively with soil N ($P < 0.01$) and soil OC ($P < 0.05$). Correlation coefficients generally increased with increasing extraction temperature. The 100–150 °C and 150–200 °C SCWE N and SCWE OC were strongly correlated with clay%, Fe_{ox} and Al_{ox}, and fixed NH₄-N content. On the contrary, ≤ 100 °C SCWE N and C was not correlated with these soil parameters. SCWE residue OC was comparatively weaker ($P < 0.05$) correlated to these general soil properties.

BGD

10, 9765–9795, 2013

Subcritical water extracted N from soils

S. Sleutel et al.

Title Page

Abstract

Introduction

Conclusions

References

Tables

Figures

◀

▶

◀

▶

Back

Close

Full Screen / Esc

Printer-friendly Version

Interactive Discussion



**Subcritical water
extracted N from
soils**

S. Sleutel et al.

Title Page

Abstract

Introduction

Conclusions

References

Tables

Figures

◀

▶

◀

▶

Back

Close

Full Screen / Esc

Printer-friendly Version

Interactive Discussion



In order to investigate if extractability of N and C by means of SCWE depended on clay mineralogy, relative proportions of clay minerals were estimated by dividing the surface of each identified X-ray diffraction peak by the sum of all peaks in the X-ray diffraction spectra. A correlation analysis between the approximate proportions of clay minerals and the relative proportions of SCWE N and OC (% of soil N or % of soil OC) showed that the proportion of $\leq 150^\circ\text{C}$ SCWE N was negatively correlated ($P < 0.05$) to the summed proportion of smectite and vermiculite and vermiculite-chlorite intergrade, while the summed proportion of $100\text{--}150^\circ\text{C}$ and $150\text{--}200^\circ\text{C}$ SCWE N was positively correlated with the proportion of quartz ($P < 0.05$). In addition, the observed decrease in C:N ratio between the $100\text{--}150^\circ\text{C}$ and the $150\text{--}200^\circ\text{C}$ SCWE fractions was correlated to the proportion of kaolinite ($P < 0.01$). Similarly, the difference in C:N ratio between the bulk soil and the $150\text{--}200^\circ\text{C}$ SCWE fraction was positively correlated ($P < 0.05$) with the proportion of quartz, but negatively ($P < 0.05$) with the proportion of vermiculite. This decrease in C:N ratio was also significantly higher ($P < 0.05$) for soils containing no vermiculite or smectite (average decrease by 4.1) than for soils containing smectite (average decrease by 1.3).

3.5 SCWE N and OC and N mineralization

The N and OC in all the SCWE fractions and in the bulk soil was significantly correlated with the aerobic N mineralization rate but not with the anaerobic N mineralization rate (Table 4). The strongest correlation was found between the aerobic N mineralization rate and the sum of the $\leq 100^\circ\text{C}$ and $100\text{--}150^\circ\text{C}$ SCWE N fractions ($r = 0.70$).

4 Discussion

4.1 SCWE

The $\leq 100^\circ\text{C}$ SCWE N constituted only but a few percent of total N, while about 40% of soil N was extracted at 200°C . This clearly demonstrates a much higher efficiency

**Subcritical water
extracted N from
soils**

S. Sleutel et al.

Title Page

Abstract

Introduction

Conclusions

References

Tables

Figures



Back

Close

Full Screen / Esc

Printer-friendly Version

Interactive Discussion



of SCWE compared to common “hot-water” extraction. The temperature response of SCWE was well described by an exponential model (Fig. 4), consistent with Martinez et al. (2003), who found a nearly doubling of water extractable N and OC when the extraction temperature was raised from 10 to 50 °C and a nearly triple increase between 50 and 90 °C. The observed relative increases of SCWE N and OC per °C extraction temperature were also in line with findings of Chantigny et al. (2010), who reported a relative increase in water extractable OC of 1.4 to 5.3 % per °C increase within a gradient from 20 to 80 °C. Organic macromolecules may change from a rigid “glassy” state to a more flexible “rubbery” condition as temperature increases (Zhang et al., 2007) along with a decreasing viscosity of humic substances (Boutaric and Thenevet, 1937) and it is possible that this increases the water solubility of humic materials. Changing physical properties of the solvent itself, in this case water, with temperature could on the other hand also have determined extraction of soil N by SCWE. Water is a very polar solvent with a dielectric constant of 78.4 at 25 °C and 0.1 MPa and this limits the potential to extract important non-polar organic N components like non-polar amino acids (e.g. valine, alanine, leucine, methionine, proline) and many proteins. However, as water’s temperature and pressure increase, the thermal energy excess disorients individual molecular dipoles and lessens the strong dipole-dipole electrostatic interactions within the liquid, which results in lower dielectric constants (Fernandez et al., 1997). For example, the dielectric constant of water decreases to 31.5 at 225 °C and 20 MPa, which is very close to the dielectric constant of a less polar organic solvent like methanol (32.6 at 25 °C and 0.1 MPa) (Wohlfarth, 1991). Under these circumstances most lipids and heterocycles should still be insoluble. The gradual lowering in C : N ratio from 9.7 for the ≤ 100 °C over 8.4 at 100–150 °C to 6.4 at 150–200 °C fractions indeed revealed an increasing selectivity to N over OC (in more hydrophobic substances) with increasing SCWE temperature. Gregorich et al. (2003) observed that the C : N ratio of water extracted SOM was decreased with increasing extraction temperature from room temperature to 80 °C. They suggested that hot water facilitates the release of hydrophilic organic N. Schnitzer et al. (1991) also found a more efficient extraction of organic N

than of other OM components at 200 °C. They attributed the greater affinity of subcritical water at 200 °C to the greater polarity of many N containing compounds, compared with carbohydrates and lignin- and phenol derived aromatics. In view of these observations, it appears that by “tuning” of the dielectric constant through choice of SCWE temperature one can isolate OM fractions with differing solubility of N and OC in water.

Next to the temperature dependency of solubility of SOM in water, variation in strength of OM-mineral interactions most probably governs the extractability of soil N and C at different temperatures. In line with this, we expected clay content and mineralogy to determine SCWE efficiency and its dependency on temperature. Firstly, the significant positive correlations between the SCWE temperature dependency model parameter *b* for N or OC and clay% and Fe_{ox} and Al_{ox} confirm this. In other words, higher extraction temperatures are required to extract equal amounts of OM from soils with higher content of clay or pedogenic oxides. In addition the data suggest that extraction of mineral bound N and C primarily occurred at extraction temperatures above 100 °C as only the 100–150 °C and 150–200 °C, but not ≤ 100 °C SCWE N and OC, correlated positively with the soil clay% and contents of Fe_{ox} and Al_{ox}. Similarly, fixed NH₄-N did not correlate to ≤ 100 °C SCWE N, indicating that fixed NH₄ was extracted primarily by SCWE above 100 °C. Secondly, the proportions of smectite and vermiculite correlated negatively with SCWE N, while the proportion of quartz was positively correlated. From this we conclude a lower efficiency of SCWE in soils with increasingly reactive clay mineralogy. In addition, the increasing selectivity of SCWE towards N over C at higher temperatures, as indicated by the shift in C : N ratio in the SCWE fractions, depended on clay mineralogy as well. SCWE was more selective towards N with decreasing proportion of high surface area clay minerals like smectite and vermiculite.

To interpret these data, an analogy could be made to data obtained by pyrolysis field ionization mass spectroscopy, in which the temperature dependent release of individual OM molecular markers is resolved. Schulten and Leinweber (1999) found that volatilization of mineral bound OM requires higher temperatures than unbound OM to enable thermal bond cleavage. They identified three thermal classes: (i) unbound un-

BGD

10, 9765–9795, 2013

Subcritical water extracted N from soils

S. Sleutel et al.

Title Page

Abstract

Introduction

Conclusions

References

Tables

Figures

⏪

⏩

◀

▶

Back

Close

Full Screen / Esc

Printer-friendly Version

Interactive Discussion



decomposed plant fragments relatively rich in aliphatics; (ii) a thermally labile fraction containing N-containing compounds and carbohydrates associated with humified OM and (iii) thermally stable mineral bound OM. On the basis of the data in this study data it seems plausible to hypothesize that SCWE primarily releases weak or intermediately bound N and C, i.e. belonging to the second SOM pool identified by Schulten and Leinweber (1999). The first pool may well be of lesser importance because unbound undecomposed OM in fact comprises but a relatively small share of the soil N and is probably poorly extractable due to its particulate nature. Leinweber et al. (1995) found hot water extractable OM to be largely composed of carbohydrates and N containing compounds and since many of these constituents volatilized at lower temperatures during pyrolysis, it was concluded that they were in soil solution or just weakly sorbed to mineral surfaces or humic macromolecules. It seems acceptable that such material formed a major part of the SCWE fractions. At 150 °C and 200 °C, SCWE probably extracted increasingly more OM, which is strongly bound to minerals, i.e. belonging to the third pool defined by Schulten and Leinweber (1999). This was indirectly confirmed by correlation analysis with the clay% and contents of Fe_{ox} and Al_{ox}, as described above. Yet, direct supporting evidence should come from SCWE extraction of well known model OM-mineral mixtures. In addition, the average C : N ratio of the 150–200 °C SCWE fraction was 6.4, i.e. close to commonly observed clay fraction C : N ratios. This again suggests that OM bound to clay minerals or to pedogenic oxides was extracted by SCWE at 200 °C. As selectivity of SCWE towards N over C increased with decreasing proportions of smectite and vermiculite, it appears that extraction of N bound to such highly reactive minerals may have been limited.

4.2 SCWE N and C and N mineralization

The range in soil N (0.4–3.2 g kg⁻¹), clay content (7.4–58.7 %), crop rotation (single or double annual rice crops) and mineralogy (Table 1) allowed a robust and meaningful evaluation of the SCWE N fractions as indices for N mineralization in paddy soils.

BGD

10, 9765–9795, 2013

Subcritical water extracted N from soils

S. Sleutel et al.

Title Page

Abstract

Introduction

Conclusions

References

Tables

Figures

⏪

⏩

◀

▶

Back

Close

Full Screen / Esc

Printer-friendly Version

Interactive Discussion



This variation in the sampled soil set was also accompanied by a wide variation in the aerobic and anaerobic N mineralization rates.

The mean correlation coefficient r between soil N content and the aerobic N mineralization rate was 0.64, indicating that soil N content generally explained only 41 % of the observed variation in the N mineralization rate. Several researchers found the quality of soil N, as quantified by a distribution of N over physicochemical fractions or by the biochemical composition of SOM, to have a greater influence on mineralization of N than soil N or soil OC content (Yonebayashi and Hattori 1986; Olk et al., 1996; Cassman et al., 1996). For the 25 studied soils, however, only slightly stronger correlations were found with the 100–150 °C SCWE N ($r = 0.68$) and with the sum of the ≤ 100 °C and 100–150 °C SCWE N ($r = 0.70$). The resulting percentages of explained variance (46–49 %) are still too small to allow accurate fertilizer recommendations according to the guidelines given by Malley et al. (2004), who suggested that R^2 values of calibrated soil tests should be more than 83 % (Ros, 2012). Surprisingly, ≤ 100 °C SCWE N had a weaker correlation with the aerobic and anaerobic N mineralization rates than soil N, although hot water extractable N (mostly at 80–100 °C) has been widely used as an index of plant available N (Broner and Bachler, 1980; Ghani et al., 2003; Curtin et al., 2006) and is considered to be composed of bio-available N-containing compounds (Landgraf et al., 2006). Unexpectedly, the sequential SCWE residue N correlated positively to the aerobic N mineralization rate. This relationship may have been indirect, though, because SCWE residue N was also strongly correlated to soil N content (Table 3) and constituted the largest isolated soil N fraction.

Finally, we assessed combinations of the isolated N and C fractions as predictors of the N mineralization rate through multivariate regression, but explained variances remained low with a maximal R^2 of 0.58 (data not shown). We even found no significant correlations at all between N or C in any of the isolated soil fractions and the anaerobic N mineralization rate. This designates that SOM quality, at least when expressed as a distribution of N and C over isolated SCWE fractions, does not control the anaerobic N mineralization process at all. In a previous study by Kader (2012) it was found that

BGD

10, 9765–9795, 2013

Subcritical water extracted N from soils

S. Sleutel et al.

Title Page

Abstract

Introduction

Conclusions

References

Tables

Figures

◀

▶

◀

▶

Back

Close

Full Screen / Esc

Printer-friendly Version

Interactive Discussion



the N mineralization of these soils collected from farmers' fields was also not explained by content of N in different physicochemical fractions, including sand N, silt + clay N, 6% NaOCl oxidizable N and 10% HF-extractable N. Instead Kader et al. (2013) suggested that abiotic factors like availability of reducible Fe, mineralogy and pH could play a decisive role, but this needs to be confirmed through further research. In line, Sahrawat and Narteh (2003) found reducible iron to be a useful indicator to predict ammonium production in 15 West African rice soils.

In conclusion, quality and quantity of N fractions only partly explained the aerobic N mineralization of the studied set of 25 paddy soils and consequently alternative driving factors than the soil fractions isolated here should be looked for. The biochemistry of paddy soils is, however, controlled by complex interactions between redox potential, pH, solubility of OM (Kögel-Knabner et al., 2010) and availability of electron acceptors (Sahrawat, 2004). Maybe we should not discard SCWE as a means for isolation of N pools with differing proneness to microbial decay, solely on the basis of this particular study on paddy soils. Bio-availability of N, approximated here by extractability of N at different temperatures, may well play a more important role in well-drained upland agricultural soils. Perhaps SCWE holds potential to separate kinetically different SOM pools in these soils.

5 Conclusions

This study shows that SCWE can be used to preferentially extract N from soil and the quantity of extracted N increases exponentially with the increase of temperature. The data suggested that extraction of mineral bound N and OC primarily starts above 100 °C and increases with temperature as well. Clay mineralogy also seems to significantly affect the extractability of N and OC by SCWE. Eventually, at 200 °C probably mostly clay fraction mineral bound OM is released by SCWE as seen from the negative relation between the extracts' C : N ratio and extraction temperature (C : N ratio of only 6.4 at 200 °C). We hypothesize that the stepwise SCWE at 100, 150 and 200 °C

BGD

10, 9765–9795, 2013

Subcritical water extracted N from soils

S. Sleutel et al.

Title Page

Abstract

Introduction

Conclusions

References

Tables

Figures



Back

Close

Full Screen / Esc

Printer-friendly Version

Interactive Discussion



incrementally removed OM that is more strongly mineral bound and less OM that is weakly associated to mineral matter or SOM. If so, the three isolated SCWE fractions would each form mixtures of SOM pools with differing thermostability and perhaps also biodegradability. However, it seems that the sequential SCWE procedure was in fact unable to completely isolate kinetically labile from stable (mineral bound and/or biochemically recalcitrant) organic N, as the amount of N in each of the SCWE fractions and in the SCWE residue correlated with the aerobic N mineralization rate, indicating the presence of labile N in all of them. Alternatively, relations between N mineralization and SCWE extracted N may have been indirect since mutual positive correlations existed with soil N content. The present investigation of the SCWE procedure was conducted on a set of paddy soils, in which N mineralization seemed to be decoupled from SOM quantity or quality. Perhaps SCWE does, however, hold potential to separate kinetically different SOM pools in upland soils where the bio-availability of N is likely a key constraint in the N mineralization process.

Acknowledgements. M. A. Kader wishes to acknowledge the Flemish Inter-University Council (VLIR) for providing him a PhD grant to carry out this research. S. Sleutel is working as a post-doctoral researcher for the Research Foundation Flanders (FWO). This research was partly funded by FWO grant 1.5.088.10N. The FWO is also acknowledged for the funding of the ASE equipment (1.5.062.09N).

References

- Appelqvist, I. A. M., Graham, C. L., and Hayes, M. H. B.: Isolation, fractionation, and characterization of humic acids from a sapric histosol, in: Humic Substances and Organic Matter in Soil and Water Environments, edited by: Clapp, C. E., Hayes, M. H. B., Senesi, N., and Griffith, S. M., IHSS, University of Minnesota, St. Paul, 33–39, 1996.
- Amashukeli, X., Grunthner, F. J., Patrick, S. B., and Yung, P. T.: Subcritical water extractor for mars analog soil analysis, *Astrobiology*, 8, 597–604, 2008.

BGD

10, 9765–9795, 2013

Subcritical water extracted N from soils

S. Sleutel et al.

Title Page

Abstract

Introduction

Conclusions

References

Tables

Figures

◀

▶

◀

▶

Back

Close

Full Screen / Esc

Printer-friendly Version

Interactive Discussion



Subcritical water extracted N from soils

S. Sleutel et al.

Title Page

Abstract

Introduction

Conclusions

References

Tables

Figures

◀

▶

◀

▶

Back

Close

Full Screen / Esc

Printer-friendly Version

Interactive Discussion



Augus, J. F., Ohnishi, M., Horie, T., and Williams, R. L.: A preliminary study to predict net nitrogen mineralization in a flooded rice soil using anaerobic incubation, *Aus. J. Exp. Agric.*, 34, 995–999, 1994.

Bangladesh Meteorological Department: available at: <http://www.bmd.gov.bd/>, accessed 14 February 2011.

Boutaric, A. and Thenevet, S.: Recherches physico-chimiques sur les colloïdes humiques, *Ann. Agron.*, 7, 18–32, 1937.

Broner, H. and Bachler, W.: Evaluating the nitrogen requirement of sugarbeet from hydrolyzable soil nitrogen, *Soil Sci.*, 130, 303–306, 1980.

Buresh, R. J., Reddy, K. R., and van Kessel, C.: Nitrogen transformations in submerged soils, in: *Nitrogen in Agricultural Systems*, Agronomy Monograph 49, edited by: Schepers, J. S. and Raun, W. R., ASA, CSSA, and SSSA Publishers Inc., Madison WI, USA, 401–436, 2008.

Cassman, K. G., Dobermann, A., Sta Cruz, P. C., Gines, G. C., Samson, M. I., Descalsota, M., Alcantara, J. M., Dizon, M. A., and Olk, D. C.: Organic matter and the indigenous nitrogen supply of intensive irrigated systems in the tropics, *Plant Soil*, 182, 267–278, 1996.

Chantigny, M. H., Curtin, D., Beare, M. H., and Greenfield, L. G.: Influence of temperature on water-extractable organic matter and ammonium production in mineral soil, *Soil Sci. Soc. Am. J.*, 74, 517–524, 2010.

Curtin, D. and McCallum, F. M.: Biological and chemical assays to estimate nitrogen supplying power of soils with contrasting management histories, *Aus. J. Soil Res.*, 42, 737–746, 2004.

Curtin, D., Wright, C. E., Beare, M. H., and McCallum, F. M.: Hot water extractable nitrogen as an indicator of soil nitrogen availability, *Soil Sci. Soc. Am. J.*, 70, 1512–1521, 2006.

Fernandez, D. P., Goodwin, A. R. H., Lemmon, E. W., Sengers, J. M. H. L., and Williams, R. C.: A formulation for the static permittivity of water and steam at temperatures from 238 K to 873 K at pressures up to 1200 MPa, including derivatives and Debye–Hückel coefficients, *J. Phys. Chem. Ref. Data*, 26, 1125–1166, 1997.

Ghani, A., Dexter, M., and Perrott, K. W.: Hot water extractable carbon in soils: a sensitive measurement for determining impacts of fertilisation, grazing and cultivation, *Soil Biol. Biochem.*, 35, 1231–1243, 2003.

Gregorich, E. G., Beare, M. H., Stoklas, U., and St-Georges, P.: Biodegradability of soluble organic matter in maize cropped soils, *Geoderma*, 113, 237–252, 2003.

Subcritical water extracted N from soils

S. Sleutel et al.

Title Page

Abstract

Introduction

Conclusions

References

Tables

Figures

◀

▶

◀

▶

Back

Close

Full Screen / Esc

Printer-friendly Version

Interactive Discussion



- Kader, M. A.: Nitrogen mineralization in subtropical paddy soils in relation to soil properties, organic matter fractions, and fertilizer management, PhD Thesis, Faculty of Bioscience Engineering, Ghent University, Ghent, 2012.
- 5 Kader, M. A., Sleutel, S., Begum, S. A., D'Haene, K., Jegajeevagan, K., and De Neve, S.: Soil organic matter fractionation as a tool for predicting nitrogen mineralization in silty arable soils, *Soil Use Manage.*, 26, 494–507, 2010.
- Kader, M. A., Sleutel, S., Begum, S. A., Moslehuddin, A. Z. M., and De Neve, S.: Nitrogen mineralization in sub-tropical paddy soils in relation to soil mineralogy, management, soil type and C, N and Fe contents, *Eur. J. Soil Sci.*, 64, 47–57, 2013.
- 10 Kalbitz, K., Scheswig, D., Rethemeyer, J., and Matzner, E.: Stabilization of dissolved organic matter by sorption to the mineral soil, *Soil Biol. Biochem.*, 37, 1319–1331, 2005.
- Kleber, M., Sollins, P., and Sutton, R.: A conceptual model of organo-mineral interactions in soils: self-assembly of organic molecular fragments into zonal structures on mineral surfaces, *Biogeochemistry*, 85, 9–24, 2007.
- 15 Knicker, H., Biogenic nitrogen in soils as revealed by solid-state ^{13}C and ^{15}N NMR spectroscopy, *J. Environ. Qual.*, 29, 715–723, 2000.
- Kögel-Knabner, I., Guggenberger, G., Kleber, M., Kandeler, E., Kalbitz, K., Scheu, S., Eusterhues, K., and Leinweber, P.: Organo-mineral associations in temperate soils: integrating biology, mineralogy, and organic matter chemistry, *J. Plant Nutri. Soil Sci.*, 171, 5–13, 2008.
- 20 Kögel-Knabner, I., Amelung, W., Cao, Z., Fiedler, S., Frenzel, P., Jahn, R., Kalbitz, K., Kölbl, A., and Schloter, M.: Biogeochemistry of paddy soils, *Geoderma*, 157, 1–14, 2010.
- Koroleff, F.: Simultaneous oxidation of nitrogen and phosphorus compounds by persulphate, in: *Methods of Seawater Analysis*, edited by: Grasshoff, K., Eberhardt, M., and Kremling, K., Verlag Chemie, Weinheim, 168–169, 1983.
- 25 Lagadec, A. J. M., Miller, D. J., Lilke, A. V., and Hawthorne, S. B.: Pilot-scale subcritical water remediation of polycyclic aromatic hydrocarbon- and pesticide-contaminated soil, *Environ. Sci. Technol.*, 34, 1542–1548, 2000.
- Landgraf, D., Leinweber, P., and Makeschin, F.: Cold and hot water extractable organic matter as indicators of litter decomposition in forest soils, *J. Plant Nutri. Soil Sci.*, 169, 76–82, 2006.
- 30 Leinweber, P. and Schulten, H. R.: Nonhydrolyzable forms of soil organic nitrogen: extractability and composition, *J. Plant Nutri. Soil Sci.*, 163, 433–439, 2000.

Subcritical water extracted N from soils

S. Sleutel et al.

Title Page

Abstract

Introduction

Conclusions

References

Tables

Figures

◀

▶

◀

▶

Back

Close

Full Screen / Esc

Printer-friendly Version

Interactive Discussion



Leinweber, P., Schulten, H. R., and Körschens, M.: Hot water extracted organic matter: chemical composition and temporal variations in a long-term field experiment, *Biol. Fert. Soils*, 20, 17–23, 1995.

Li, W., Xia, Y., Ti, C., and Yan, X.: Evaluation of biological and chemical nitrogen indices for predicting nitrogen-supplying capacity of paddy soils in the Taihu Lake region, China. *Biol. Fert. Soils*, 47, 669–678, 2011.

Malley, D. F., Martin, P. D., and Ben-Dor, D.: 26 Analysis of soils. in: *Near-Infrared Spectroscopy in Agriculture*, edited by: Roberts, C. A., Workman, J., and Reeves, J. B., ASA, CSSA, and SSSA Publishers Inc., Madison, Wisconsin, 729–784, 2004.

Martinez, C. E., Jacobson, A. R., and McBride, M. B.: Aging and temperature effects on DOC and elemental release from a metal contaminated soil, *Environ. Pollut.*, 122, 135–143, 2003.

Mikha, M. M., Rice, C. W., and Benjamin, J. G.: Estimating soil mineralizable nitrogen under different management practices, *Soil Sci. Soc. Am. J.*, 70, 1522–1531, 2006.

Nayyar, A., Singh, B., and Singh, Y.: Nitrogen-supplying capacity of soils for rice and wheat and nitrogen availability indices in soils of Northwest India, *Comm. Soil Sci. Plant Anal.*, 37, 961–976, 2006.

Nieder, R., Benbi, D. K., and Scherer, H. W.: Fixation and defixation of ammonium in soils: a review, *Biol. Fert. Soils*, 47, 1–14, 2011.

Nguyen, V. B., Olk, D. C., and Cassman, K. G.: Nitrogen mineralization from humic acid fractions in rice soils depends on degree of humification, *Soil Sci. Soc. Am. J.*, 68, 1278–1284, 2004.

Nommik, H., and Vahtras, K.: Retention and fixation of ammonium and ammonia in soils, in: *Agronomy 22: Nitrogen in Agricultural Soils*, edited by: Stevenson, F. J., ASA, CSSA, and SSSA Publishers Inc., Madison WI, 123–171, 1982.

Olk, D. C., Cassman, K. G., Randall, E. W., Kinchesh, P., Sanger, L. J., and Anderson, J. M.: Changes in chemical properties of organic matter with intensified rice cropping in tropical rice soil, *Eur. J. Soil Sci.*, 47, 293–303, 1996.

Ong, E. S., Cheong, J. S. H., and Goh, D.: Pressurized hot water extraction of bioactive or marker compounds in botanicals and medicinal plant materials, *J. Chromatogr. A*, 1112, 92–102, 2006.

Ros, G. H.: Predicting soil Nitrogen supply. Relevance of extractable soil organic matter fractions, PhD thesis Wageningen University, Wageningen, 2012.

Ros, G. H., Temminghoff, E. J. M., and Hoffland, E.: Nitrogen mineralization: a review and meta-analysis of the predictive value of soil tests, *Eur. J. Soil Sci.*, 62, 162–173, 2011.

Subcritical water extracted N from soils

S. Sleutel et al.

Title Page

Abstract

Introduction

Conclusions

References

Tables

Figures

◀

▶

◀

▶

Back

Close

Full Screen / Esc

Printer-friendly Version

Interactive Discussion



- Sahrawat, K. L.: Nitrogen availability indexes for submerged rice soils, *Adv. Agron.*, 36, 415–451, 1983a.
- Sahrawat, K. L.: Mineralization of organic nitrogen under waterlogged conditions in relation to other soil properties of tropical rice soils, *Aus. J. Soil Res.*, 21, 133–138, 1983b.
- 5 Sahrawat, K. L.: Organic matter accumulation in submerged soils, *Adv. Agron.*, 81, 169–201, 2004.
- Sahrawat, K. L.: Organic matter and mineralizable nitrogen relationships in wetland rice soils, *Comm. Soil Sci. Plant Anal.*, 37, 787–796, 2006.
- Sahrawat, K. L.: Nitrogen mineralization in lowland rice soils: the role of organic matter quantity and quality, *Arch. Agron. Soil Sci.*, 56, 337–353, 2010.
- 10 Sahrawat, K. L. and Narteh, L. T.: A chemical index for predicting ammonium production in submerged rice soils, *Comm. Soil Sci. Plant Anal.*, 34, 1013–1021, 2003.
- Schneiders, M. and Scherer, H. W.: Fixation and release of ammonium in flooded rice soils as affected by redox potential, *Eur. J. Agron.*, 8, 181–189, 1998.
- 15 Schnitzer, M., Schulten, H. R., Schluppi, P., and Angers, D. A.: Organic matter extraction from soils with water at high pressure and temperatures, *Soil Sci. Soc. Am. J.*, 55, 102–108, 1991.
- Schulten, H. R. and Leinweber, P.: Thermal stability and composition of mineral-bound organic matter in density fractions of soil, *Eur. J. Soil Sci.*, 50, 237–248, 1999.
- Schulten, H. R. and Schnitzer, M.: Chemical model structures for soil organic matter and soils, *Soil Sci.*, 162, 115–130, 1997.
- 20 Schulten, H. R. and Schnitzer, M.: The chemistry of soil organic nitrogen: a review, *Biol. Fert. Soils*, 26, 1–15, 1998.
- Silva, J. A. and Bremner, J. M.: Determination and isotope-ratio analysis of different forms of nitrogen in soils: 5. Fixed ammonium, *Soil Sci. Soc. Am. J.*, 30, 587–594, 1966.
- 25 Sparling, G., Vojvodic-Vukovic, M., and Schipper, L. A.: Hot-water-soluble C as a simple measure of labile soil organic matter: The relationship with microbial biomass C, *Soil Biol. Biochem.*, 30, 1469–1472, 1998.
- Wilson, C. E., Norman, R. J., Wells, B. R., and Correll, M. D.: Chemical estimation of nitrogen mineralization in paddy rice soils: II. Comparison to greenhouse availability indices, *Comm. Soil Sci. Plant Anal.*, 25, 591–604, 1994.
- 30 Wohlfarth, C.: Static dielectric constants of pure liquids and binary liquid mixtures, *Landolt-Börnstein: Numerical Data and Functional Relationships in Science and Technology (New*

Series), Group 4, Macroscopic and Technical Properties of Matter, Vol. 6, Springer-Verlag, Berlin, 1991.

Yonebayashi, K. and Hattori, T.: Patterns and factors controlling nitrogen mineralization in paddy soils in tropical and temperate regions, *J. Soil Sci. Plant Nutr.*, 32, 407–420, 1986.

- 5 Zhang, L., Leboeuf, E. J., and Xing, B.: Thermal analytical investigation of biopolymers and humic- and carbonaceous-based soil and sediment organic matter, *Environ. Sci. Technol.*, 41, 4888–4894, 2007.

BGD

10, 9765–9795, 2013

**Subcritical water
extracted N from
soils**

S. Sleutel et al.

Title Page

Abstract

Introduction

Conclusions

References

Tables

Figures



Back

Close

Full Screen / Esc

Printer-friendly Version

Interactive Discussion



Subcritical water
extracted N from
soils

S. Sleutel et al.

Table 1. Soil properties of sampled farmers' fields in Bangladesh (data from Kader et al., 2013).

Soil series	Soil type ^a	Cropping pattern	Soil particles (%)			Soil OC (g kg ⁻¹)	Soil N (g kg ⁻¹)	C : N ratio (-)	pH _{KCl} (-)	NH ₄ -oxalate extractable (g kg ⁻¹)			
			> 50 μm	2–50 μm	< 2 μm					Fe _{ox}	Al _{ox}	Mn _{ox}	
1	Sonatala-1	Aeric Haplaquepts	R-F-R	4	76	20	21.4	2.1	10.4	5.6	5.1	0.9	0.4
2	Sonatala-2	Aeric Haplaquepts	R-F-R	13	73	14	16.3	1.7	9.6	5.2	4.9	0.8	0.3
3	Faridgonj	Aeric Haplaquepts	R-F-R	14	79	7	11.4	1.2	9.5	5.3	2.2	0.6	0.2
4	Noakhali	Arents	V-V-R	9	79	12	10.0	1.1	9.4	5.7	2.9	0.7	0.1
8	Silmondi-1	Aeric Haplaquepts	R-R/F-R	14	59	27	16.4	1.6	10.1	5.5	4.1	0.7	0.2
10	Ghatail	Aeric Haplaquepts	R-R/F-F	9	41	50	21.2	2.2	9.4	4.9	4.5	1.1	0.1
11	Balina	Mollic Haplaquepts	R-F-F	17	48	35	15.3	1.9	7.9	4.9	7.3	0.9	0.6
12	Melandoho	Aeric Fluvaquents	R-F-R	21	63	16	8.2	0.9	8.8	3.9	3.3	0.6	0.2
13	Tarakanda	Typic Fluvaquents	F-F-R	78	14	8	3.9	0.4	9.5	4.0	1.1	0.2	0.1
15	Gorargao	Typic Haplaquepts	R-F-F	18	39	43	30.5	3.2	9.6	4.6	3.7	1.2	0.2
16	Noadda-1	Ulitic Ustochrepts	F-F-R	10	46	44	9.2	1.0	9.1	3.7	6.1	0.9	0.2
19	Dhamrai	Typic Haplaquepts	R-F-F	15	60	25	17.0	1.9	9.2	3.7	3.6	0.8	0.1
24	Gopalpur	Aquic Eutrochrepts	R-F-R	5	88	7	7.6	0.9	8.6	5.7	3.4	1.2	0.6
25	Silmondi-2	Aeric Haplaquepts	R/F-F-R	6	61	33	12.4	1.3	9.3	4.7	4.8	0.9	0.2
26	Sonatala-3	Aeric Haplaquepts	R-F-R	18	60	22	12.1	1.3	9.5	4.1	3.7	0.6	0.2
27	Gangachhara	Typic Haplaquepts	F-F-R	27	60	13	10.0	1.0	10.4	4.1	2.0	1.3	0.1
28	Ranisankail	Udic Ustochrepts	P-F/J-R	71	19	10	6.5	0.7	9.4	4.2	0.4	0.6	0.1
29	Amnura	Aeric Albaquepts	P/M-F-R	19	65	16	12.4	1.5	8.2	4.4	1.4	0.4	0.1
31	Pritimpasa	Typic Haplaquepts	F-F-R	17	48	35	13.2	1.4	9.6	3.9	4.3	0.7	0.2
32	Sulla	Typic Haplaquepts	R-F-F	10	31	59	17.3	2.4	7.2	3.7	8.3	1.3	0.2
33	Silmondi-2	Aeric Haplaquepts	R-F-R	28	52	20	10.7	1.2	8.6	4.3	3.9	0.6	0.2
35	Noadda-2	Ulitic Ustochrepts	R-F-R	24	50	26	10.5	1.1	9.3	4.1	6.1	1.0	0.2
36	Kalma	Aeric Albaquepts	R-F-R	10	60	30	14.4	1.5	9.7	4.8	7.2	0.8	0.2
37	Karail	Cumulic Humaquepts	R-F-F	20	48	32	35.2	2.7	12.8	3.4	4.7	1.0	0.2
38	Sonatala-4	Aeric Haplaquepts	V-V-R	29	62	9	8.1	0.8	10.7	4.5	3.5	0.4	0.5

^a R = Rice, F = Fallow, P = Potato, V = Vegetable, M = Mustard, J = Jute.

Title Page

Abstract

Introduction

Conclusions

References

Tables

Figures

◀

▶

◀

▶

Back

Close

Full Screen / Esc

Printer-friendly Version

Interactive Discussion



Subcritical water
extracted N from
soils

S. Sleutel et al.

Title Page

Abstract

Introduction

Conclusions

References

Tables

Figures

◀

▶

◀

▶

Back

Close

Full Screen / Esc

Printer-friendly Version

Interactive Discussion

**Table 2.** Clay fraction mineralogical composition of sampled farmers' fields in Bangladesh (data from Kader et al., 2013).

ID	Soil Series	Mica	Smec- tite	Vermi- culite	Chlorite	Kaoli- nite	Vt-Ch ^a	Mc-Ch ^a	Quartz	Goethite	Lepido- crocite	Feld- spar
1	Sonatala-1	x x x ^b		x	x x x	x x		x	x	x		x x
2	Sonatala-2	x x x		x x	x x x	x x		x	x			x
3	Faridgonj	x x x			x x x	x x	x x		x			x x
4	Noakhali	x x x	x	x x	x x x	x x	x	x	x	x		x
8	Silmondi-1	x x			x x x	x x	x x	x	x x			x x
10	Ghatail	x x			x x x	x x	x x		x x		x	x x
11	Balina	x x x		x	x x x	x x			x x			x x
12	Melandoho	x x x x		x	x x	x x	x	x	x	x		x
13	Tarakanda	x x x		x	x x	x x	x	x	x x			x x
15	Gorargao	x x x x			x x	x x	x	x	x x			x x
16	Noadda-1	x x x		x	x	x x			x x		x	x
19	Dhamrai	x x x x		x	x x x	x x		x	x x			x x
24	Gopalpur	x x x	x	x	x x	x x	x		x x			x x
25	Silmondi-2	x x x		x	x x x	x x			x x		x	x x
26	Sonatala-3	x x x		x x	x x x	x x x			x			x
27	Gangachhara	x x x x		x	x x x	x		x	x			x x
28	Ranisankail	x x x x		x	x x x	x			x			x
29	Amnura	x x x				x	x		x x			x
31	Pritimpasa	x x x	x		x x	x x x			x x			x
32	Sulla	x x x x		x	x	x	x		x x			x x
33	Silmondi-2	x x x		x	x x	x x	x x	x	x			x
35	Noadda-2	x x x		x		x x	x		x x			
36	Kalma	x x x x		x x	x x	x x			x x	x		x
37	Karail	x x x				x x	x		x x			
38	Sonatala-4	x x x		x	x x	x x	x x	x x	x			

^a Vt-Ch: vermiculite-chlorite interstratified minerals; Mc-Ch: Mica-chlorite interstratified minerals.^b semi-quantitative analysis of clay fraction mineralogy based on X-ray diffraction patterns: x – indications of presence; x x – present; x x x – substantial presence; x x x x – abundant.

Subcritical water
extracted N from
soils

S. Sleutel et al.

Table 3. Pearson's correlation coefficients between subcritical water extracted N and C (g kg^{-1}), contents of soil N, soil OC, ammonium oxalate extractable Fe and Al (Fe_{ox} , Al_{ox}), and fixed $\text{NH}_4\text{-N}$ (g kg^{-1}) and the soil clay percentage.

SOM fractions	SCWE N				SCWE OC			
	$\leq 100^\circ\text{C}$	100– 150 $^\circ\text{C}$	150– 200 $^\circ\text{C}$	Resi- due	$\leq 100^\circ\text{C}$	100– 150 $^\circ\text{C}$	150– 200 $^\circ\text{C}$	Resi- due
Soil N	0.64 ^b	0.77 ^b	0.92 ^b	0.85 ^b	0.69 ^b	0.88 ^b	0.91 ^b	0.83 ^b
Soil OC	0.56 ^b	0.69 ^b	0.83 ^b	0.85 ^b	0.64 ^b	0.83 ^b	0.88 ^b	0.96 ^b
Clay%	0.24	0.70 ^b	0.73 ^b	0.59 ^b	0.33	0.74 ^b	0.68 ^b	0.41 ^a
Fe_{ox}	−0.03	0.56 ^b	0.46 ^a	0.43 ^a	0.00	0.54 ^b	0.51 ^b	0.26
Al_{ox}	0.22	0.42 ^a	0.63 ^b	0.43 ^a	0.15	0.57 ^b	0.64 ^b	0.41 ^a
Fixed $\text{NH}_4\text{-N}$	0.33	0.72 ^b	0.77 ^b	0.74 ^b	0.28	0.72 ^b	0.78 ^b	0.57 ^a

^a Correlation is significant at $P < 0.05$ (2-tailed).

^b Correlation is significant at $P < 0.01$ (2-tailed).

Title Page

Abstract

Introduction

Conclusions

References

Tables

Figures

⏪

⏩

◀

▶

Back

Close

Full Screen / Esc

Printer-friendly Version

Interactive Discussion



Subcritical water
extracted N from
soils

S. Sleutel et al.

Title Page

Abstract

Introduction

Conclusions

References

Tables

Figures

◀

▶

◀

▶

Back

Close

Full Screen / Esc

Printer-friendly Version

Interactive Discussion



Table 4. Pearson's correlation coefficients between amounts (g kg^{-1}) of SCWE N and OC and the rate of soil N mineralization, measured under aerobic and anaerobic conditions.

Soil fraction	N mineralization rate ($\text{mg N kg}^{-1} \text{ day}^{-1}$)	
	Aerobic	Anaerobic
Soil N	0.64 ^b	0.24
Soil OC	0.60 ^b	0.33
$\leq 100^\circ\text{C}$ SCWE N	0.57 ^b	0.10
100–150 °C SCWE N	0.68 ^b	0.35
150–200 °C SCWE N	0.58 ^b	0.30
SCWE Residue N	0.44 ^a	0.33
100+150 °C SCWE N	0.70 ^b	0.30
150+200 °C SCWE N	0.61 ^b	0.32
$\leq 100^\circ\text{C}$ SCWE OC	0.44 ^a	–0.23
100–150 °C SCWE OC	0.48 ^a	0.32
150–200 °C SCWE OC	0.49 ^a	0.21
SCWE Residue OC	0.54 ^b	0.40 ^a
100 + 150 °C SCWE OC	0.51 ^b	0.22
150 + 200 °C SCWE OC	0.50 ^a	0.25

^a Correlation is significant at $P < 0.05$ (2-tailed).

^b Correlation is significant at $P < 0.01$ (2-tailed).

Subcritical water
extracted N from
soils

S. Sleutel et al.

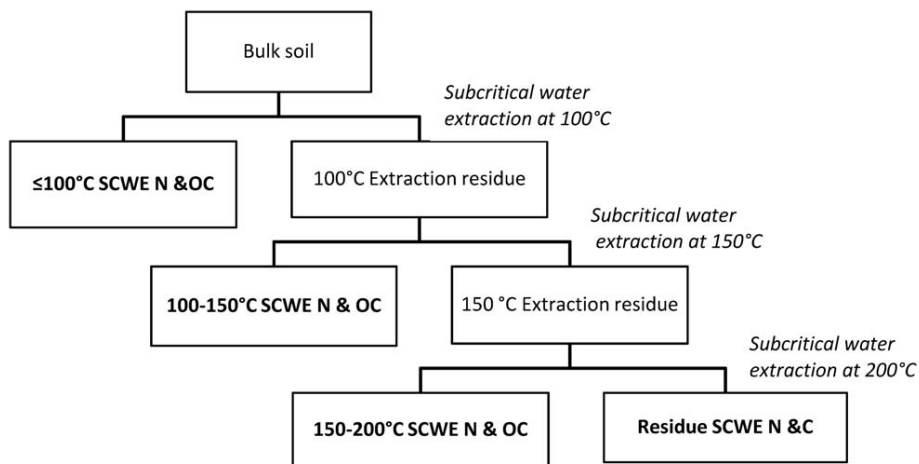


Fig. 1. Schematic of an experimental procedure for the sequential separation of subcritical water extracts. Extractions at 100 °C, 150 °C and 200 °C were made by means of an accelerated solvent extractor.

[Title Page](#)[Abstract](#)[Introduction](#)[Conclusions](#)[References](#)[Tables](#)[Figures](#)[◀](#)[▶](#)[◀](#)[▶](#)[Back](#)[Close](#)[Full Screen / Esc](#)[Printer-friendly Version](#)[Interactive Discussion](#)

Subcritical water extracted N from soils

S. Sleutel et al.

Title Page

Abstract

Introduction

Conclusions

References

Tables

Figures



Back

Close

Full Screen / Esc

Printer-friendly Version

Interactive Discussion

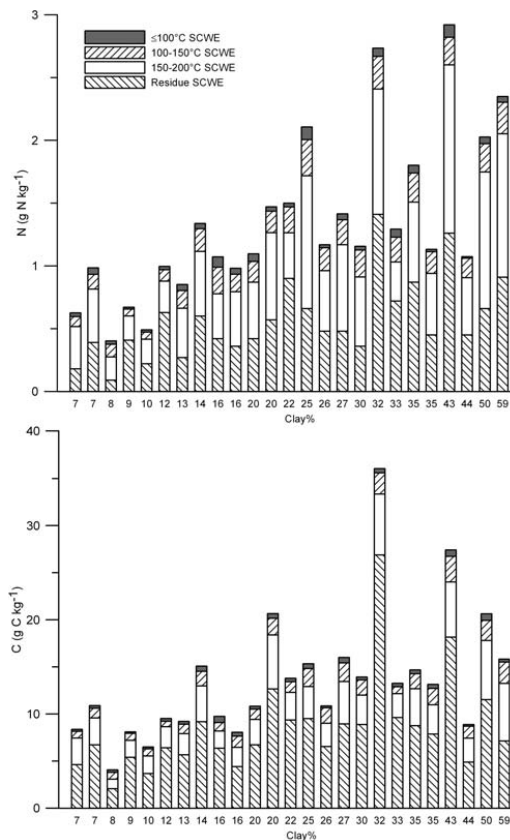


Fig. 2. Distribution of soil N over subcritical water fractions. Fractions were subsequently extracted at 100°C ($\leq 100^\circ\text{C}$ SCWE N), 150°C (100–150°C SCWE N), 200°C (150–200°C SCWE N) remaining an extraction residue (Res SCWE N).

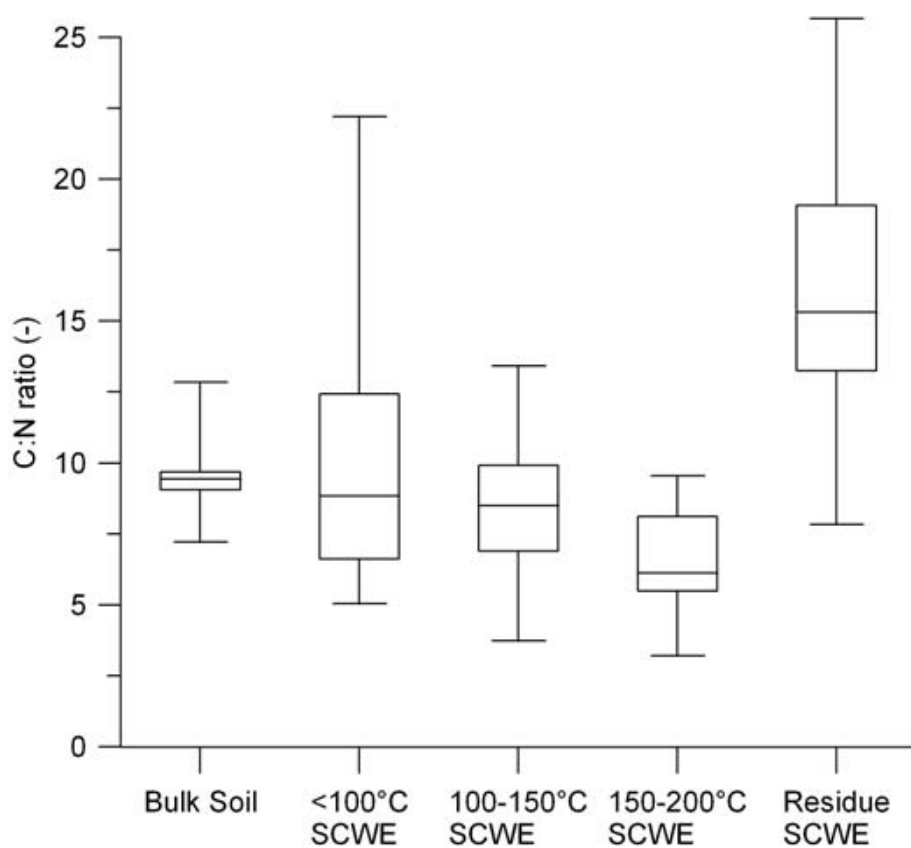


Fig. 3. Average C : N ratios of the bulk soil, subcritical water extracts and the extraction residue.

Subcritical water extracted N from soils

S. Sleutel et al.

[Title Page](#)

[Abstract](#)

[Introduction](#)

[Conclusions](#)

[References](#)

[Tables](#)

[Figures](#)

◀

▶

◀

▶

[Back](#)

[Close](#)

[Full Screen / Esc](#)

[Printer-friendly Version](#)

[Interactive Discussion](#)



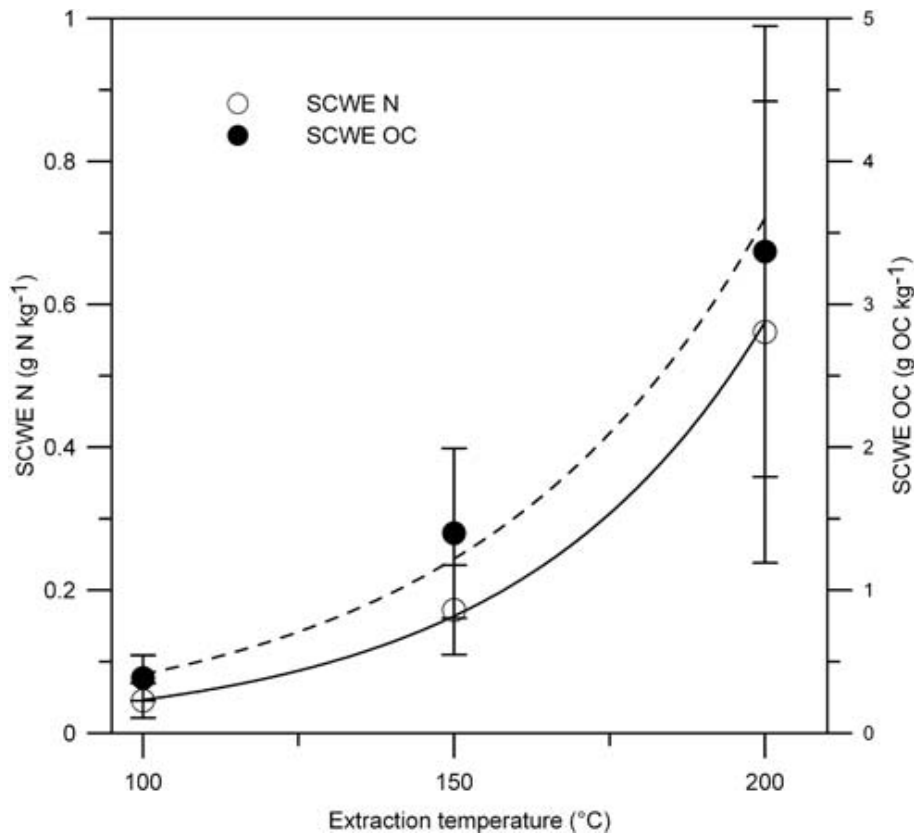


Fig. 4. Release of N and OC by subcritical water extraction in function of the extraction temperature. Symbols show means with standard deviations in error bars of 25 paddy soils, line graphs show exponential models fitted to the data.