

**Temperate meadow  
response to climate  
change**

T. Zhang et al.

This discussion paper is/has been under review for the journal Biogeosciences (BG).  
Please refer to the corresponding final paper in BG if available.

# Response of plant community composition and productivity to warming and nitrogen deposition in a temperate meadow ecosystem

T. Zhang<sup>1,3</sup>, R. Guo<sup>2</sup>, S. Gao<sup>1</sup>, J. X. Guo<sup>1</sup>, and W. Sun<sup>1</sup>

<sup>1</sup>Institute of Grassland Science, Northeast Normal University, Key Laboratory of Vegetation Science, Ministry of Education, Changchun 130024, China

<sup>2</sup>Institute of Environment and Sustainable Development in Agriculture, Chinese Academy of Agricultural Sciences, Key Laboratory of Dryland Agriculture, Ministry of Agriculture, Beijing 100081, China

<sup>3</sup>State Key Laboratory of Desert and Oasis Ecology, Xinjiang Institute of Ecology and Geography, Chinese Academy of Sciences Urumqi 830011, China

Received: 1 March 2014 – Accepted: 15 April 2014 – Published: 7 May 2014

Correspondence to: J. X. Guo (gjixun@nenu.edu.cn) and W. Sun (sunwei@nenu.edu.cn)

Published by Copernicus Publications on behalf of the European Geosciences Union.

Title Page

Abstract

Introduction

Conclusions

References

Tables

Figures

◀

▶

◀

▶

Back

Close

Full Screen / Esc

Printer-friendly Version

Interactive Discussion



## Abstract

Climate change has profound influences on plant community composition and ecosystem functions. However, its effects on plant community composition and net primary productivity are not well understood. A field experiment was conducted to examine the effects of warming, nitrogen (N) addition, and their interactions on plant community composition and productivity in a temperate meadow ecosystem in northeast China. Experimental warming significantly increased species richness, evenness and diversity, by contrast, N addition highly reduced species richness, evenness and diversity. Warming reduced the importance value of gramineous species but increased in forbs, N addition had the opposite effect. Warming had a significant positive effect on belowground productivity, but had a negative effect on aboveground biomass. The influences of warming on aboveground productivity were dependent on precipitation. Experimental warming had little effect on aboveground productivity in the years with higher precipitation, but significantly suppressed the growth of aboveground in dry years. Our results suggest that warming had indirect effects on plant productivity via altering water availability. Nitrogen addition significantly increased above- and belowground productivity, suggesting that N is one of the most important limiting factors which determine plant productivity in the studied meadow steppe. Significant interactive effects of warming plus N addition on belowground productivity were also detected. Our observations revealed that climate changes (warming and N deposition) plays significant roles in regulating plant community composition and productivity in temperate meadow steppe.

## 1 Introduction

The mechanisms that determine plant diversity and community composition are the key issues in ecological studies. Results from previous studies have indicated that sustaining ecosystems productivity, stability and multi-functionality in grassland communities requires higher biodiversity (Tilman et al., 2006; Hector and Bagchi, 2007; Zavaleta

BGD

11, 6647–6672, 2014

## Temperate meadow response to climate change

T. Zhang et al.

Title Page

Abstract

Introduction

Conclusions

References

Tables

Figures



Back

Close

Full Screen / Esc

Printer-friendly Version

Interactive Discussion



et al., 2010; Cardinale et al., 2012). Plant diversity and community composition are determined by biotic and abiotic factors, such as, herbivores, soil microbes and soil available nutrients (De Deyn et al., 2004; Van Der Heijden et al., 2008; Burns et al., 2009). Importantly, an increasing number of studies reported that climate change can alter plant community composition and diversity (Klanderud, 2005; Kardol et al., 2010).

Global surface temperature has increased at a rate of 0.2 °C per decade over the past 30 years due to rising greenhouse gas emissions (Hansen et al., 2006), and global warming is expected to increase continually in the next 100 years (IPCC, 2007), severely affecting terrestrial ecosystems. Several consequences of global warming on terrestrial plant ecosystem stability includes significant decreased in species richness and diversity (Rull and Vegas-Vilarrúbia, 2006; Fonty et al., 2009; Yang et al., 2011). Studies found that different functional groups have differential response to warming (Fay et al., 2011) as well as its profound influence on plant productivity (Hutchings and de Kroon, 1994; Natali et al., 2012). However, some studies through non-intrusive field experiments showed that plant responses to warming are those ecosystems dependent, with plants in cold-wet northern sites more sensitive to warming (Penuelas et al., 2004), while warming in other ecosystems decreased productivity of both above- and belowground biomass (Ciais et al., 2005; De Boeck et al., 2008).

The increase of atmospheric nitrogen (N) deposition induced by human activities has been recognized as another important threat to terrestrial ecosystem that causes the shifts in plant community structure in terrestrial plant community structure (Duprè et al., 2010). A large number of studies found that N deposition in soil highly reduced plant diversity and species richness (Zavaleta et al., 2003; Clark and Tilman, 2008; Song et al., 2011). Some studies, however, demonstrated that N deposition do not actually changes species richness of the vegetation (Goldberg and Miller, 1990; Huberty et al., 1998), instead, increases plant diversity (Bowman et al., 2006). Moreover, the ecological impacts of even relatively small N deposition on plant species interactions at species level are still not well understood (Payne et al., 2013). Hence, nitrogen availability play a more important role in limiting plant primary productivity than other soil

## BGD

11, 6647–6672, 2014

### Temperate meadow response to climate change

T. Zhang et al.

Title Page

Abstract

Introduction

Conclusions

References

Tables

Figures



Back

Close

Full Screen / Esc

Printer-friendly Version

Interactive Discussion



available nutrients elements, and nitrogen deficiency is globally distributed (LeBauer and Treseder, 2008; Norby et al., 2010). In general, the response of grassland productivity to N deposition is determined whether the soil has reached N saturation or not. Small amounts N deposition can improve plant productivity before soil N reaching saturation point (Hutchings and de Kroon, 1994; LeBauer and Treseder, 2008), while N deposition can also reduce plant productivity when the soil had reached N saturation point (Magillet al., 2000).

It is predicted that the temperature will elevate by 2.8–7.5 °C in the next 100 years in Songnen grassland in northeast China (IPCC, 2007). Although, some previous studies focused on the effects of warming on plant competitive hierarchy (Niu and Wan, 2008) and soil N cycling (Ma et al., 2011) in temperate grassland ecosystem in northern China, the influence of warming on plant community composition and productivity remains unclear. Liu et al. (2011, 2013) reported that N deposition significantly increased in China in the last three decades, which had affected agriculture and grassland ecosystems. Studying the mechanisms that N deposition alter plant community composition, especially the effects of interactions between N deposition and other global change factors are still not well understood. In order to ascertain the potential effects of climate warming and increased in N deposition on plant community composition and productivity, we conducted a field experiment with manipulated warming and N addition. In this experiment, we aim to answer the following questions: (1) how does warming and N addition affects plant community composition and productivity in temperate meadow ecosystem? (2) The influences of abiotic (e.g. soil moisture) and biotic factors (plant interspecific interactions) on plant community and productivity under climate warming and N addition conditions.

## BGD

11, 6647–6672, 2014

### Temperate meadow response to climate change

T. Zhang et al.

Title Page

Abstract

Introduction

Conclusions

References

Tables

Figures

◀

▶

◀

▶

Back

Close

Full Screen / Esc

Printer-friendly Version

Interactive Discussion



## 2 Materials and methods

### 2.1 Study site

The experiment was conducted at the Songnen Grassland Ecological Research Station (44°45' N, 123°45' E), Northeast Normal University, Jilin Province, northeastern China. The grassland is situated at the eastern edge of the Eurasian steppe and is characterized as Eurasian continental meadow steppe. Mean annual precipitation is approximately 400 mm with 90 % occurs from May to October. Annual average air temperature is 4.9 °C, and annual average land surface temperature is 6.2 °C. The soil in the studied area is a soda-saline type, and has pH of 8.2, with 3–4 % organic matter in the surface layer. Vegetation in the experimental site is dominated by *Leymus chinensis*, *Kalimeris integrifolia*, *Carex duriuscula* and *Rhizoma phragmitis*.

### 2.2 Experimental design

We used a complete randomized block factorial experimental design with two factors: warming and N addition. There were four treatments: control (C), warming (W), N addition (N), and warming plus N addition (W + N), and replicated 6 times. The size of each plot was 2 m × 3 m. All the warmed plots were heated continuously by infrared radiators (MSR-2420, Kalglo Electronics Inc. Bethlehem, PA, USA) suspended in 2.25 m over the plot center. In each control or N addition plots, one “dummy” heater with the same shape and size was installed to mimic the shading effects of the infrared radiator. All the heaters under the warming treatments were set at a radiation output of approximately 1700 W. It is estimated that anthropogenic N deposition is up to 80–90 gm<sup>-2</sup>yr<sup>-1</sup> and even higher N deposition would occur in the future owing to land-use change and activities (He et al., 2007; Liu et al., 2013). In the northern temperate grassland ecosystem the community saturation of N deposition rates was approximately 10.5 gm<sup>-2</sup>yr<sup>-1</sup> (Bai et al., 2010), though atmospheric N deposition was only 2.7 gm<sup>-2</sup>yr<sup>-1</sup> in the last decade in this area (Zhang et al., 2008). Thus, in the N addition treatments plots, am-

BGD

11, 6647–6672, 2014

## Temperate meadow response to climate change

T. Zhang et al.

Title Page

Abstract

Introduction

Conclusions

References

Tables

Figures

⏪

⏩

◀

▶

Back

Close

Full Screen / Esc

Printer-friendly Version

Interactive Discussion



monium nitrate ( $10 \text{ gm}^{-2} \text{ yr}^{-1}$ ) was added as a pulse of aqueous on the first day in May every year. In the control and warming plots, the same amount of water (without N) as the N addition treatment was added to account for N addition induced differences in water availability. The experiment started in May 2006 and finished in September 2009.

### 2.3 Meteorological data collection

The monthly mean temperature and precipitation from 2006 to 2009 were recorded using an eddy covariance system installed 200 m apart from the experimental site. One probe of EM50/R (Decagon Ltd, Pullman WA, USA) was buried 0–15 cm from the soil surface in each experimental plots, measuring soil temperature (ST) and soil moisture (SM) one hour interval.

### 2.4 Plant diversity and productivity

During the growing season, we sampled abundance, height, frequency, and cover of all plant species found within  $1 \text{ m} \times 1 \text{ m}$  subplot in each plots. The number of plant species present in the quadrat was recorded as the species richness. Plant numbers per species were also used to calculate importance value (IV), species richness, diversity (Shannon–Wiener index  $H$ ) and evenness value (Pielou index  $E$ ).

$$\text{Shannon–Wiener index } (H): \quad H = - \sum_{i=1}^S P_i \ln P_i \quad (1)$$

$$\text{Pielou index } (E): \quad E = \frac{H}{\ln S} \quad (2)$$

Where  $S$  is the total number of species, and  $P_i$  is the proportion of species  $i$  in total species. Importance values per species were calculated using the following formula.

$$\text{Importance value: } (IV) = (RC + RF + RD)/3 \quad (3)$$

## Temperate meadow response to climate change

T. Zhang et al.

Title Page

Abstract

Introduction

Conclusions

References

Tables

Figures

◀

▶

◀

▶

Back

Close

Full Screen / Esc

Printer-friendly Version

Interactive Discussion



Where RC is relative cover, RF is relative frequency, and RD is relative density.

Aboveground biomass was calculated using linear regression model (Bai et al., 2007). Ten plots beside the experimental plots were randomly selected. The cover and biomass of every species in each plot were observed and constructed a regression equation. Aboveground biomass in each of the experimental plots was then calculated using the regression equation.

Belowground biomass was estimated using ingrowth core method. Two holes (7 cm diameter, 50 cm height) were drilled randomly in each plot using soil drill. The collected soil were sieved to remove roots, and placed it into a nylon mesh bags (the size of each bags were similar to the holes of soil driller). Then the nylon mesh bags were carefully placed into the holes in experiment plots. The nylon mesh bags were harvested in 18 July every year. The roots in each mesh bags were selected out, washed, and dried at 65 °C for 48 h.

## 2.5 Statistical analysis

All data analyses were performed using SPSS 16.0 (SPSS for Windows, Chicago, IL, USA). A General Linear Model (GLM) following a Duncan test was used to examine the effects of N addition, warming and experimental year on biomass, importance value, evenness, and diversity. The experimental year was considered as an independent factor.

## 3 Results

### 3.1 Soil temperature and moisture content

Experimental warming had significant effects on soil temperature (ST) and soil moisture content (SM) across the 4 experimental years. Warming significantly elevated ST ( $P < 0.05$ ) and reduced SM ( $P < 0.05$ ). Compared to the control treatment, the mean annual ST was 1.71 °C and 0.58 °C greater in the warming plots and warming plus N addition

**BGD**

11, 6647–6672, 2014

## Temperate meadow response to climate change

T. Zhang et al.

Title Page

Abstract

Introduction

Conclusions

References

Tables

Figures

◀

▶

◀

▶

Back

Close

Full Screen / Esc

Printer-friendly Version

Interactive Discussion



plots, respectively; whereas it was 0.62 °C lower in the N addition plots (Fig. 1a). During the 4 experimental years, apparent interannual variation was observed in SM (0–15 cm) (Fig. 1b). Compared with the control treatment, experimental warming and warming plus N addition treatments caused a reduction in the average SM by 11.5 % and 19.8 %, respectively; whereas the N addition treatment increased the average SM by 5.3 %.

### 3.2 Species richness, evenness and diversity

At the early stages of the experiment (in 2006), warming and N addition did not alter species richness, evenness (Pielou index,  $E$ ) and diversity (Shannon–Wiener index,  $H$ ). With the progress of warming and N addition treatments, species richness,  $E$  and  $H$  were altered significantly (Fig. 2).

In N addition plots, species richness reduced by an average of 15.8 % ( $P < 0.05$ ) annually compared to the control plots from 2007 to 2009 (Fig. 2a). Warming enhanced species richness by an average of 11.6 % ( $P < 0.05$ ) across the four experimental years (Fig. 2a). No interactive effects between warming and N addition on species richness were detected ( $P = 0.08$ ). However, there were interactive effects between experimental years and warming on species richness ( $P < 0.05$ ; Table 2). There was strong interannual variability in  $E$  ( $P < 0.01$ ) with the highest (0.71) in 2009 across all the treatments (Fig. 2b). Experimental warming ( $P = 0.09$ ), as well as warming plus N addition ( $P = 0.055$ ) had no effects on  $E$  across the four experimental years.

N addition treatment caused a reduction in  $H$  by 15.8 % ( $P < 0.05$ ) and 16.7 % ( $P < 0.05$ ) in 2008 and 2009, respectively (Fig. 2c). Warming enhanced  $H$  by 16.5 % ( $P < 0.05$ ) in 2009; however it did not affect  $H$  in other experimental years. In warming plus N addition treatment plots,  $H$  averagely reduced by 17.6 % ( $P < 0.05$ ) compared to the control treatment across the four experimental years.

BGD

11, 6647–6672, 2014

## Temperate meadow response to climate change

T. Zhang et al.

Title Page

Abstract

Introduction

Conclusions

References

Tables

Figures

◀

▶

◀

▶

Back

Close

Full Screen / Esc

Printer-friendly Version

Interactive Discussion





### 3.3 Importance value

During the four experimental years, the importance value (IV) of gramineous ( $P < 0.01$ ) and forbs ( $P < 0.01$ ) showed significant interannual variation (Table 2). N addition significantly decreased IV of gramineous by 18.1 % ( $P < 0.01$ ) in 2006 and enhanced it by 19.2 % in 2007, whereas N addition had no effect on IV of gramineous in 2008 and 2009. Compared to the control treatment, IV of forbs in N addition plots increased by 34.1 % ( $P < 0.05$ ) and 11.1 % in 2006 and 2007, respectively; however it was reduced by 11.5 % in 2009 ( $P < 0.05$ ). Despite warming had no effects on IV of gramineous in 2006 and 2007, it caused a reduction in IV by 11.8 % ( $P < 0.05$ ) and 17.4 % ( $P < 0.05$ ) in 2008 and 2009, respectively. The IV of forbs in warming plots improved 13.6 % ( $P < 0.05$ ) compared to control treatment in 2007 (Fig. 4). In warming plus N addition treatment, IV of gramineous species improved by 11.5 % ( $P < 0.05$ ) compared with control treatment in 2008. There were main effects of experimental years, N addition, and interactive effects of warming plus N addition on IV of gramineous species ( $P < 0.01$ ) (Table 2). Interactive effects of years  $\times$  N addition, warming  $\times$  N addition on IV of forbs were observed ( $P < 0.05$ ) (Table 2). The IV of gramineous species were higher than forbs across the four treatments from 2006 to 2008; however the IV of forbs was greater than gramineous in 2009 (Fig. 3).

### 3.4 Aboveground and belowground biomass

Aboveground biomass showed apparent interannual variation, with the highest ( $394.8 \text{ gm}^{-2}$ ) and lowest ( $270.2 \text{ gm}^{-2}$ ) values in 2006 and 2007, respectively (Fig. 4a). On average, N addition increased aboveground biomass by 20 % ( $P < 0.01$ ) compared to the control plots from 2006 to 2009. Warming decreased aboveground biomass by 9.2 % ( $P < 0.05$ ) and 16.6 % ( $P < 0.05$ ) in 2006 and 2009, respectively; but it increased aboveground biomass by 20.8 % ( $P < 0.05$ ) in 2008. Interactive effects between warming and N addition on aboveground biomass ( $P < 0.05$ ) were only observed in 2006.

BGD

11, 6647–6672, 2014

## Temperate meadow response to climate change

T. Zhang et al.

Title Page

Abstract

Introduction

Conclusions

References

Tables

Figures

◀

▶

◀

▶

Back

Close

Full Screen / Esc

Printer-friendly Version

Interactive Discussion



There were interactive effects between experimental year and N addition on above-ground biomass ( $P < 0.01$ ).

Mean belowground biomass across the four treatments in 2006 was much higher than the other three experimental years (Fig. 4b). From 2006 to 2009, N addition increased the belowground biomass by 6.1 % ( $P < 0.05$ ) on average. Warming treatment showed no effects on belowground biomass in 2006; however it increased the belowground biomass by 11.2 % ( $P < 0.05$ ) in 2007, 2008 and 2009. Warming plus N addition enhanced the belowground biomass by 50.7 % ( $P < 0.05$ ) across the four experimental years. There were significant effects of year, N addition and interactive effects between warming and N addition on belowground biomass (Table 2).

## 4 Discussion

### 4.1 Effects of experimental warming and N addition on plant community composition

In the present study, the plant community composition was altered significantly after four years' of warming and N addition treatments. Warming induced a significant increase in species richness in the studied meadow steppe community, which is in accordance with the results observed in temperate grasslands (Harmens et al., 2004; Yang et al., 2011) and annual grassland (Zavaleta et al., 2003); however, it was inconsistent with the results of some other researches where warming was associated with larger species loss (Klein et al., 2004; Gedan and Bertness, 2009). We found that warming significantly increased species number of forbs, which might be related to warming induced by changes in soil moisture. Warming aggravated evapotranspiration and reduced soil moisture, which are likely caused gramineous species to allocate more biomass to belowground (Wang et al., 2010), and subsequently suppress the growth of aboveground biomass, so that the competition ability of gramineous species declined and the increased the competition ability of forbs species.

**BGD**

11, 6647–6672, 2014

## Temperate meadow response to climate change

T. Zhang et al.

Title Page

Abstract

Introduction

Conclusions

References

Tables

Figures

⏪

⏩

◀

▶

Back

Close

Full Screen / Esc

Printer-friendly Version

Interactive Discussion



## BGD

11, 6647–6672, 2014

Temperate meadow  
response to climate  
change

T. Zhang et al.

Title Page

Abstract

Introduction

Conclusions

References

Tables

Figures



Back

Close

Full Screen / Esc

Printer-friendly Version

Interactive Discussion



In contrast to the significant enhancement effects of warming on species richness at the community level, N addition reduces species richness. This observed reduction in species richness under the N addition treatment is in agreement with the results obtained in a prairie grasslands (Clark and Tilman, 2008), a California annual grassland (Zavaleta et al., 2003), in European acidic grasslands (Stevens et al., 2004; Duprè et al., 2010), and a savannah grassland (Isbell et al., 2013). In the studied temperate steppe (dominated by a perennial grass *L. chinensis*), productivity is often limited by N availability (Bai et al., 2010). In general, gramineous species are sensitive to N (Foster and Gross, 1998); therefore N addition significantly improved the growth and cover of gramineous species and suppresses the growth of other species (e.g. Leguminosae, Compositae, etc.).

Current empirical and theoretical ecological results suggest that many species could be at risk and plant diversity would decline with the continuation of global warming (Botkin et al., 2007). The experimental warming associated with loss of plant diversity were detected in many ecosystems, such as in moist tussock tundra (Chapin III et al., 1995), and in New England salt marshes (Gedan and Bertness, 2009). However, there are some other studies reported that plant diversity was not significantly affected by warming (Harmens et al., 2004; Yang et al., 2011). In our study, although warming did not affect plant diversity from 2006 to 2008, the diversity increased dramatically in the warming plots in the fourth experimental year (Fig. 4). These results may be partly ascribed to the reduction of competitive dominant species *L. chinensis* and improved the survival of other species (such as, Compositae, Leguminosae). This can be explained based from similar previous results that climate change indirectly affects co-existing species via affecting dominant species (Engel et al., 2009; Kardol et al., 2010). While no significant effects of N addition on plant diversity was observed during the first two experimental years, and subsequently found significant effects in 2008 and 2009, which are in agreement with the results of previous observations in many terrestrial ecosystems (Pennings et al., 2005; Bobbink et al., 2010). N addition improved the growth condition of *L. chinensis*, which subsequently reduced the survival space of other co-

existing species. Furthermore, no decline of species richness, evenness and diversity under N addition at the early two experimental years, which might be related to the soil N availability, in Songnen meadow steppe with total N ( $2\text{ g kg}^{-1}$ ) and available N ( $40\text{ mg kg}^{-1}$ ) is much lower, which limited the survival of annual forbs. A small quantity or short-term of N deposition can not affect plant diversity, but long-term N deposition might significantly reduce plant diversity and ecosystems stability. In the present study, significant decline of plant diversity in warming plus N addition treatment in 2008 and 2009 was observed. The result might suggest that the changes of plant diversity are determined by the effects of many global changes. The influence of long-term integrated environmental factors on plant diversity should be further investigated.

Changes in importance values (IV) of species can reflect the variation of plant community composition. We found that the IV of gramineous species were much higher than forbs from 2006 to 2008, but the IV of forbs species were greater than gramineous species in 2009. N addition highly improved the IV of gramineous species, while warming decreased it and increased importance value of forbs (Table 2). The significant influence of experimental years, N addition, interaction between years and N addition on importance of gramineous and forbs species ( $P < 0.05$ ) might be due to the improved growth of *L. chinensis* and *Phragmites australis*, and reduced the proportion of forbs, whereas warming restrained the growth of gramineous species. These observations in this study highlights that climate changes have the potential to alter species interactions. However, many studies have demonstrated that climate change can also influence the composition of insects and soil microorganisms (Liu et al., 2009; Potts et al., 2010), which subsequently can also alter plant species interactions (Bidart-Bouzat and Imeh-Nathaniel, 2008; Singh et al., 2010). Up to now, climate changes associated with interactions between soil microorganisms and plant species, and the influence of interactions of belowground and aboveground on plant community composition are remained to be studied.

**BGD**

11, 6647–6672, 2014

## Temperate meadow response to climate change

T. Zhang et al.

Title Page

Abstract

Introduction

Conclusions

References

Tables

Figures

⏪

⏩

◀

▶

Back

Close

Full Screen / Esc

Printer-friendly Version

Interactive Discussion



## 4.2 Effects of experimental warming and N addition on plant community productivity

Nitrogen is one of the most essential elements for the development of plant species, N limit often determines terrestrial ecosystem net primary productivity (Elser et al., 2007; LeBauer and Treseder, 2008). Several published papers documented that N input increased aboveground productivity, such as in a high plateau near Julier Pass in the central Alps (Bassin et al., 2007), a temperate old field in Canada (Hutchison and Henry, 2010). Our results showed that N addition significantly increased the aboveground net primary productivity, which is consistent with the results of previous studies. Plant species can quickly respond to nutrient availability, especially for N (Hutchings and de Kroon, 1994). When soil available N increased, growth of plants will greatly improve and improve the total aboveground biomass in this area. Furthermore, the effect of N deposition on plant productivity is influenced by soil moisture. Model simulation results suggest that N addition improved ecosystem productivity when soil moisture were high, whereas it has no effects on ecosystem productivity when soil moisture was lower in semiarid ecosystem (Asner et al., 2001). In fact, we observed that the effects of N addition on aboveground biomass in the years of abundant rain were much higher than other years.

Significant decline in aboveground biomass induced by experimental warming was detected in semiarid ecosystem in Songnen meadow steppe except in 2008. Our observations is in accordance with the results of some studies from annual grasslands (Zavaleta et al., 2003), an old field site (Hutchison and Henry, 2010), in Europe wide (Ciais et al., 2005). These results may be partly ascribed to thermal damage by warming in summer (June to August) (Wang et al., 2010). In general, the hydrothermal condition in summer is good for plant growth, but high temperature beyond plant capacity will severely affect the growth of plant species (Wan et al., 2005). No significant effects of warming on the belowground biomass were observed, which was consistent with the previous results (Sebastiá et al., 2004). Despite warming plus N addition treatment

BGD

11, 6647–6672, 2014

### Temperate meadow response to climate change

T. Zhang et al.

Title Page

Abstract

Introduction

Conclusions

References

Tables

Figures



Back

Close

Full Screen / Esc

Printer-friendly Version

Interactive Discussion



enhanced the aboveground and belowground productivity, no significant interactions on productivity between N addition and warming were detected (Table 2), similar result from an old field study (Hutchison and Henry, 2010).

## 5 Conclusions and implications

In Songnen meadow ecosystem, experimental warming and N addition altered plant community composition and productivity. Species richness, evenness and diversity had contrasting responses to experimental warming and N addition, where warming significantly increased species richness and evenness, while N addition highly decreased the species richness and evenness. Long-term and vast N deposition is harmful to plant diversity, therefore, we must consider measures to reduce the influence of N deposition on plant diversity. Although the species richness and diversity in this steppe ecosystem will be altered in the future by climate change as predicted increases N deposition and temperature elevation, the interactions among different species under climate change condition needs long-term studies. Warming suppressed the growth of aboveground biomass, but improved the growth of belowground biomass. N addition highly enhanced both aboveground and belowground productivity. The positive interactions of warming and N addition on productivity were also detected. Our results highlighted that soil moisture and N nutrients play crucial roles in determining plant community productivity in this meadow ecosystem. These observations in the current study further improved our understanding of community composition and productivity response to the simultaneous climate change in temperate meadow ecosystems.

*Acknowledgements.* This work was funded by the National Natural Science Foundation of China (31170303, 31300097, 31100322 and 31270445), Program for New Century Excellent Talents in University (NCET-12-0814) and State Key Laboratory of Desert and Oasis Ecology, Xinjiang Institute of Ecology and Geography, Chinese Academy of Sciences. We thank Bonifacio Pasion for help with manuscript writing.

BGD

11, 6647–6672, 2014

## Temperate meadow response to climate change

T. Zhang et al.

Title Page

Abstract

Introduction

Conclusions

References

Tables

Figures



Back

Close

Full Screen / Esc

Printer-friendly Version

Interactive Discussion



## References

- Asner, G. P., Townsend, A. R., Riley, W. J., Matson, P. A., Neff, J. C., and Cleveland, C. C.: Physical and biogeochemical controls over terrestrial ecosystem responses to nitrogen deposition, *Biogeochemistry*, 54, 1–39, 2001.
- 5 Bai, Y., Wu, J., Pan, Q., Huang, J., Wang, Q., Li, F., Buyantuyev, A., and Han, X.: Positive linear relationship between productivity and diversity: evidence from the Eurasian Steppe, *J. Appl. Ecol.*, 44, 1023–1034, 2007.
- Bai, Y., Wu, J., Clark, C. M., Naeem, S., Pan, Q., Huang, J., Zhang, L., and Han, X.: Tradeoffs and thresholds in the effects of nitrogen addition on biodiversity and ecosystem functioning: evidence from inner Mongolia Grasslands, *Glob. Change Biol.*, 16, 358–372, 2010.
- 10 Bassin, S., Volk, M., Suter, M., Buchmann, N., and Fuhrer, J.: Nitrogen deposition but not ozone affects productivity and community composition of subalpine grassland after 3 yr of treatment, *New Phytol.*, 175, 523–534, 2007.
- Bidart-Bouzat, M. G. and Imeh-Nathaniel, A.: Global change effects on plant chemical defenses against insect herbivores, *J. Integr. Plant Biol.*, 50, 1339–1354, 2008.
- 15 Bobbink, R., Hicks, K., Galloway, J., Spranger, T., Alkemade, R., Ashmore, M., Bustamante, M., Cinderby, S., Davidson, E., and Dentener, F.: Global assessment of nitrogen deposition effects on terrestrial plant diversity: a synthesis, *Ecol. Appl.*, 20, 30–59, 2010.
- Botkin, D. B., Saxe, H., Araujo, M. B., Betts, R., Bradshaw, R. H., Cedhagen, T., Chesson, P., Dawson, T. P., Etterson, J. R., and Faith, D. P.: Forecasting the effects of global warming on biodiversity, *Bioscience*, 57, 227–236, 2007.
- 20 Bowman, W. D., Gartner, J. R., Holland, K., and Wiedermann, M.: Nitrogen critical loads for alpine vegetation and terrestrial ecosystem response: are we there yet?, *Ecol. Appl.*, 16, 1183–1193, 2006.
- 25 Burns, C. E., Collins, S. L., and Smith, M. D.: Plant community response to loss of large herbivores: comparing consequences in a South African and a North American grassland, *Biodivers. Conserv.*, 18, 2327–2342, 2009.
- Cardinale, B. J., Duffy, J. E., Gonzalez, A., Hooper, D. U., Perrings, C., Venail, P., Narwani, A., Mace, G. M., Tilman, D., and Wardle, D. A.: Biodiversity loss and its impact on humanity, *Nature*, 486, 59–67, 2012.
- 30

### Temperate meadow response to climate change

T. Zhang et al.

Title Page

Abstract

Introduction

Conclusions

References

Tables

Figures



Back

Close

Full Screen / Esc

Printer-friendly Version

Interactive Discussion





## Temperate meadow response to climate change

T. Zhang et al.

Title Page

Abstract

Introduction

Conclusions

References

Tables

Figures

◀

▶

◀

▶

Back

Close

Full Screen / Esc

Printer-friendly Version

Interactive Discussion



Chapin III, F. S., Shaver, G. R., Giblin, A. E., Nadelhoffer, K. J., and Laundre, J. A.: Responses of arctic tundra to experimental and observed changes in climate, *Ecology*, 76, 694–711, 1995.

Ciais, P., Reichstein, M., Viovy, N., Granier, A., Ogee, J., Allard, V., Aubinet, M., Buchmann, N., Bernhofer, C., and Carrara, A.: Europe-wide reduction in primary productivity caused by the heat and drought in 2003, *Nature*, 437, 529–533, 2005.

Clark, C. M. and Tilman, D.: Loss of plant species after chronic low-level nitrogen deposition to prairie grasslands, *Nature*, 451, 712–715, 2008.

De Boeck, H. J., Lemmens, C. M. H. M., Zavalloni, C., Gielen, B., Malchair, S., Carnol, M., Merckx, R., Van den Berge, J., Ceulemans, R., and Nijs, I.: Biomass production in experimental grasslands of different species richness during three years of climate warming, *Biogeosciences*, 5, 585–594, doi:10.5194/bg-5-585-2008, 2008.

De Deyn, G., Raaijmakers, C., and Van der Putten, W.: Plant community development is affected by nutrients and soil biota, *J. Ecol.*, 92, 824–834, 2004.

Duprè, C., Stevens, C. J., Ranke, T., Bleeker, A., Peppeler-Lisbach, C., Gowing, D. J., Dise, N. B., Dorland, E., Bobbink, R., and Diekmann, M.: Changes in species richness and composition in European acidic grasslands over the past 70 years: the contribution of cumulative atmospheric nitrogen deposition, *Glob. Change Biol.*, 16, 344–357, 2010.

Elser, J. J., Bracken, M. E., Cleland, E. E., Gruner, D. S., Harpole, W. S., Hillebrand, H., Ngai, J. T., Seabloom, E. W., Shurin, J. B., and Smith, J. E.: Global analysis of nitrogen and phosphorus limitation of primary producers in freshwater, marine and terrestrial ecosystems, *Ecol. Lett.*, 10, 1135–1142, 2007.

Engel, E. C., Weltzin, J. F., Norby, R. J., and Classen, A. T.: Responses of an old-field plant community to interacting factors of elevated [CO<sub>2</sub>], warming, and soil moisture, *J. Plant Ecol.-UK*, 2, 1–11, 2009.

Fay, P. A., Blair, J. M., Smith, M. D., Nippert, J. B., Carlisle, J. D., and Knapp, A. K.: Relative effects of precipitation variability and warming on tallgrass prairie ecosystem function, *Biogeosciences*, 8, 3053–3068, doi:10.5194/bg-8-3053-2011, 2011.

Fonty, E., Sarthou, C., Larpin, D., and Ponge, J. F.: A 10-year decrease in plant species richness on a neotropical inselberg: detrimental effects of global warming?, *Glob. Change Biol.*, 15, 2360–2374, 2009.

Foster, B. L. and Gross, K. L.: Species richness in a successional grassland: effects of nitrogen enrichment and plant litter, *Ecology*, 79, 2593–2602, 1998.



## Temperate meadow response to climate change

T. Zhang et al.

Title Page

Abstract

Introduction

Conclusions

References

Tables

Figures

◀

▶

◀

▶

Back

Close

Full Screen / Esc

Printer-friendly Version

Interactive Discussion



- Gedan, K. B. and Bertness, M. D.: Experimental warming causes rapid loss of plant diversity in New England salt marshes, *Ecol. Lett.*, 12, 842–848, 2009.
- Goldberg, D. E. and Miller, T. E.: Effects of different resource additions of species diversity in an annual plant community, *Ecology*, 71, 213–225, 1990.
- 5 Hansen, J., Sato, M., Ruedy, R., Lo, K., Lea, D. W., and Medina-Elizade, M.: Global temperature change, *P. Natl. Acad. Sci. USA*, 103, 14288–14293, 2006.
- Harmens, H., Williams, P., Peters, S., Bambrick, M., Hopkins, A., and Ashenden, T.: Impacts of elevated atmospheric CO<sub>2</sub> and temperature on plant community structure of a temperate grassland are modulated by cutting frequency, *Grass Forage Sci.*, 59, 144–156, 2004.
- 10 He, C.-E., Liu, X., Fangmeier, A., and Zhang, F.: Quantifying the total airborne nitrogen input into agroecosystems in the North China Plain, *Agr. Ecosyst. Environ.*, 121, 395–400, 2007.
- Hector, A. and Bagchi, R.: Biodiversity and ecosystem multifunctionality, *Nature*, 448, 188–190, 2007.
- Huberty, L. E., Gross, K. L., and Miller, C. J.: Effects of nitrogen addition on successional dynamics and species diversity in Michigan old-fields, *J. Ecol.*, 86, 794–803, 1998.
- 15 Hutchings, M. and de Kroon, H.: Foraging in plants: the role of morphological plasticity in resource acquisition, *Adv. Ecol. Res.*, 25, 159–238, 1994.
- Hutchison, J. S. and Henry, H. A.: Additive effects of warming and increased nitrogen deposition in a temperate old field: plant productivity and the importance of winter, *Ecosystems*, 13, 661–672, 2010.
- 20 IPCC: Climate Change 2007: The Physical Science Basis, Contribution of Working Group I to the Fourth Assessment Report of the Intergovernmental Panel on Climate Change, edited by: Solomon, S., Qin, D., Manning, M., Chen, Z., Marquis, M., Averyt, K. B., Tignor, M., and Miller, H. L., Cambridge University Press, Cambridge, United Kingdom and New York, NY, USA, 2007.
- 25 Isbell, F., Reich, P. B., Tilman, D., Hobbie, S. E., Polasky, S., and Binder, S.: Nutrient enrichment, biodiversity loss, and consequent declines in ecosystem productivity, *P. Natl. Acad. Sci. USA*, 110, 11911–11916, 2013.
- Kardol, P., Company, C. E., Souza, L., Norby, R. J., Weltzin, J. F., and Classen, A. T.: Climate change effects on plant biomass alter dominance patterns and community evenness in an experimental old-field ecosystem, *Glob. Change Biol.*, 16, 2676–2687, 2010.
- 30 Klanderud, K.: Climate change effects on species interactions in an alpine plant community, *J. Ecol.*, 93, 127–137, 2005.

## Temperate meadow response to climate change

T. Zhang et al.

Title Page

Abstract

Introduction

Conclusions

References

Tables

Figures



Back

Close

Full Screen / Esc

Printer-friendly Version

Interactive Discussion



Klein, J. A., Harte, J., and Zhao, X. Q.: Experimental warming causes large and rapid species loss, dampened by simulated grazing, on the Tibetan Plateau, *Ecol. Lett.*, 7, 1170–1179, 2004.

LeBauer, D. S. and Treseder, K. K.: Nitrogen limitation of net primary productivity in terrestrial ecosystems is globally distributed, *Ecology*, 89, 371–379, 2008.

Liu, W., Zhang, Z., and Wan, S.: Predominant role of water in regulating soil and microbial respiration and their responses to climate change in a semiarid grassland, *Glob. Change Biol.*, 15, 184–195, 2009.

Liu, X., Duan, L., Mo, J., Du, E., Shen, J., Lu, X., Zhang, Y., Zhou, X., He, C., and Zhang, F.: Nitrogen deposition and its ecological impact in China: an overview, *Environ. Pollut.*, 159, 2251–2264, 2011.

Liu, X., Zhang, Y., Han, W., Tang, A., Shen, J., Cui, Z., Vitousek, P., Erisman, J. W., Goulding, K., Christie, P., Fangmeier, A., and Zhang, F. S.: Enhanced nitrogen deposition over China, *Nature*, 494, 459–462, 2013.

Ma, L.-N., Lü, X.-T., Liu, Y., Guo, J.-X., Zhang, N.-Y., Yang, J.-Q., and Wang, R.-Z.: The effects of warming and nitrogen addition on soil nitrogen cycling in a temperate grassland, northeastern China, *PLOS ONE*, 6, e27645, doi:10.1371/journal.pone.0027645, 2011.

Magill, A. H., Aber, J. D., Berntson, G. M., McDowell, W. H., Nadelhoffer, K. J., Melillo, J. M., and Steudler, P.: Long-term nitrogen additions and nitrogen saturation in two temperate forests, *Ecosystems*, 3, 238–253, 2000.

Natali, S. M., Schuur, E. A., and Rubin, R. L.: Increased plant productivity in Alaskan tundra as a result of experimental warming of soil and permafrost, *J. Ecol.*, 100, 488–498, 2012.

Niu, S. and Wan, S.: Warming changes plant competitive hierarchy in a temperate steppe in northern China, *J. Plant. Ecol.*, 1, 103–110, 2008.

Norby, R. J., Warren, J. M., Iversen, C. M., Medlyn, B. E., and McMurtrie, R. E.: CO<sub>2</sub> enhancement of forest productivity constrained by limited nitrogen availability, *P. Natl. Acad. Sci. USA*, 107, 19368–19373, 2010.

Payne, R. J., Dise, N. B., Stevens, C. J., Gowing, D. J., Duprè, C., Dorland, E., Gaudnik, C., Bleeker, A., Diekmann, M., and Alard, D.: Impact of nitrogen deposition at the species level, *P. Natl. Acad. Sci. USA*, 110, 984–987, 2013.

Pennings, S. C., Clark, C. M., Cleland, E. E., Collins, S. L., Gough, L., Gross, K. L., Milchunas, D. G., and Suding, K. N.: Do individual plant species show predictable responses to nitrogen addition across multiple experiments?, *Oikos*, 110, 547–555, 2005.

## Temperate meadow response to climate change

T. Zhang et al.

Title Page

Abstract

Introduction

Conclusions

References

Tables

Figures

◀

▶

◀

▶

Back

Close

Full Screen / Esc

Printer-friendly Version

Interactive Discussion



- Penuelas, J., Gordon, C., Llorens, L., Nielsen, T., Tietema, A., Beier, C., Bruna, P., Emmett, B., Estiarte, M., and Gorissen, A.: Nonintrusive field experiments show different plant responses to warming and drought among sites, seasons, and species in a north–south European gradient, *Ecosystems*, 7, 598–612, 2004.
- 5 Potts, S. G., Biesmeijer, J. C., Kremen, C., Neumann, P., Schweiger, O., and Kunin, W. E.: Global pollinator declines: trends, impacts and drivers, *Trends Ecol. Evol.*, 25, 345–353, 2010.
- Rull, V. and Vegas-Vilarrúbia, T.: Unexpected biodiversity loss under global warming in the neotropical Guayana Highlands: a preliminary appraisal, *Glob. Change Biol.*, 12, 1–9, 2006.
- 10 Sebastiá, M., Mola, B., Arenas, J., Casals, P., Lüscher, A., Jeangros, B., Kessler, W., Huguenin, O., Lobsiger, M., and Millar, N.: Biomass responses of subalpine grasslands in the Pyrenees under warming conditions, in: *Land Use Systems in Grassland Dominated Regions*, Proceedings of the 20th General Meeting of the European Grassland Federation, Luzern, Switzerland, 21–24 June 2004, 290–292, 2004.
- 15 Singh, B. K., Bardgett, R. D., Smith, P., and Reay, D. S.: Microorganisms and climate change: terrestrial feedbacks and mitigation options, *Nat. Rev. Microbiol.*, 8, 779–790, 2010.
- Song, L., Bao, X., Liu, X., Zhang, Y., Christie, P., Fangmeier, A., and Zhang, F.: Nitrogen enrichment enhances the dominance of grasses over forbs in a temperate steppe ecosystem, *Biogeosciences*, 8, 2341–2350, doi:10.5194/bg-8-2341-2011, 2011.
- 20 Stevens, C. J., Dise, N. B., Mountford, J. O., and Gowing, D. J.: Impact of nitrogen deposition on the species richness of grasslands, *Science*, 303, 1876–1879, 2004.
- Tilman, D., Reich, P. B., and Knops, J. M.: Biodiversity and ecosystem stability in a decade-long grassland experiment, *Nature*, 441, 629–632, 2006.
- Van Der Heijden, M. G., Bardgett, R. D., and Van Straalen, N. M.: The unseen majority: soil microbes as drivers of plant diversity and productivity in terrestrial ecosystems, *Ecol. Lett.*, 11, 296–310, 2008.
- 25 Wan, S., Hui, D., Wallace, L., and Luo, Y.: Direct and indirect effects of experimental warming on ecosystem carbon processes in a tallgrass prairie, *Global Biogeochem. Cy.*, 19, GB2014, doi:10.1029/2004GB002315, 2005.
- 30 Wang, J.-F., Gao, S., Lin, J.-X., Mu, Y.-G., and Mu, C.-S.: Summer warming effects on biomass production and clonal growth of *Leymus chinensis*, *Crop Pasture Sci.*, 61, 670–676, 2010.

**BGD**

11, 6647–6672, 2014

**Temperate meadow  
response to climate  
change**

T. Zhang et al.

[Title Page](#)[Abstract](#)[Introduction](#)[Conclusions](#)[References](#)[Tables](#)[Figures](#)[Back](#)[Close](#)[Full Screen / Esc](#)[Printer-friendly Version](#)[Interactive Discussion](#)

- Yang, H., Wu, M., Liu, W., Zhang, Z., Zhang, N., and Wan, S.: Community structure and composition in response to climate change in a temperate steppe, *Glob. Change Biol.*, 17, 452–465, 2011.
- 5 Zavaleta, E. S., Shaw, M. R., Chiariello, N. R., Mooney, H. A., and Field, C. B.: Additive effects of simulated climate changes, elevated CO<sub>2</sub>, and nitrogen deposition on grassland diversity, *P. Natl. Acad. Sci. USA*, 100, 7650–7654, 2003.
- Zavaleta, E. S., Pasari, J. R., Hulvey, K. B., and Tilman, G. D.: Sustaining multiple ecosystem functions in grassland communities requires higher biodiversity, *P. Natl. Acad. Sci. USA*, 107, 1443–1446, 2010.
- 10 Zhang, Y., Zheng, L., Liu, X., Jickells, T., Neil Cape, J., Goulding, K., Fangmeier, A., and Zhang, F.: Evidence for organic N deposition and its anthropogenic sources in China, *Atmos. Environ.*, 42, 1035–1041, 2008.

Temperate meadow  
response to climate  
change

T. Zhang et al.

**Table 1.** List of species within the experiment quadrats (1 m × 1 m) from 2006 to 2009. C, control; W, warming treatment; N, nitrogen addition treatment; W + N, warming plus N addition treatment.

Species	Life history traits	2006				2007				2008				2009			
		C	W	N	W+N	C	W	N	W+N	C	W	N	W+N	C	W	N	W+N
<i>Leymus chinensis</i>	P	+	+	+	+	+	+	+	+	+	+	+	+	+	+	+	+
<i>Thalictrum simplex</i>	A		+			+	+	+		+	+	+		+	+	+	+
<i>Setaria viridis</i>	A								+				+				
<i>Limonium bicolor</i>	P												+				+
<i>Phragmites australis</i>	P	+	+	+	+	+	+	+	+	+	+	+	+	+	+	+	+
<i>Kalimeris integrifolia</i>	P	+	+	+	+	+	+	+	+	+	+	+	+	+	+	+	+
<i>Carex duriuscula</i>	P	+	+	+	+	+	+	+	+	+	+	+	+	+	+	+	+
<i>Artemisia mongolica</i>	P	+	+	+	+	+	+	+	+	+	+	+	+	+	+	+	+
<i>Artemisia anethifolia</i>	AB		+			+		+	+	+	+	+	+	+	+	+	+
<i>Artemisia scoparia</i>	AB					+	+			+	+		+	+	+	+	+
<i>Inula japonica</i>	P					+	+	+	+		+		+	+	+	+	+
<i>Potentilla flagellaris</i>	P	+	+	+	+	+	+	+	+	+	+	+	+	+	+	+	+
<i>Polygonum sibiricum</i>	P		+	+	+					+	+	+	+	+	+	+	+
<i>Pocockia ruthenica</i>	P				+								+	+	+		
<i>Xanthium strumarium</i>	A				+						+	+	+				
<i>Lespedeza davurica</i>	P									+	+	+	+	+	+	+	+
<i>Cynanchum chinense</i>	P												+				
<i>Saussurea amara</i>	P				+							+	+			+	+
<i>Taraxacum mongolicum</i>	P				+		+	+						+			

A, annual plants; P, perennial plants; AB, annual and biennial.  
 +: plants were present in samples.

Title Page

Abstract

Introduction

Conclusions

References

Tables

Figures

◀

▶

◀

▶

Back

Close

Full Screen / Esc

Printer-friendly Version

Interactive Discussion



## Temperate meadow response to climate change

T. Zhang et al.

[Title Page](#)

[Abstract](#)

[Introduction](#)

[Conclusions](#)

[References](#)

[Tables](#)

[Figures](#)

⏪

⏩

◀

▶

[Back](#)

[Close](#)

[Full Screen / Esc](#)

[Printer-friendly Version](#)

[Interactive Discussion](#)



**Table 2.** Results of three-way factorial ANOVA on the effects of year (Y), warming (W), N addition (N), and their interactions on importance value of gramineous (IVG), importance value of forbs (IVF); richness (*R*); evenness (*E*); diversity (*H*), aboveground net primary productivity (ANPP), belowground net primary productivity (BNPP).

Source of variation	IVG	IVF	<i>R</i>	<i>E</i>	<i>H</i>	ANPP	BNPP
Y	**	**	ns	*	**	**	**
W	ns	ns	ns	ns	ns	ns	ns
N	**	*	*	ns	**	**	**
Y × W	ns	ns	*	ns	ns	ns	ns
Y × N	ns	*	ns	ns	ns	**	ns
W × N	*	**	ns	ns	ns	ns	**
Y × W × N	ns	ns	ns	ns	ns	ns	ns

\*:  $P < 0.05$ , \*\*:  $P < 0.01$ , “ns” indicated differences are not significant.

Temperate meadow  
response to climate  
change

T. Zhang et al.

Title Page

Abstract

Introduction

Conclusions

References

Tables

Figures

◀

▶

◀

▶

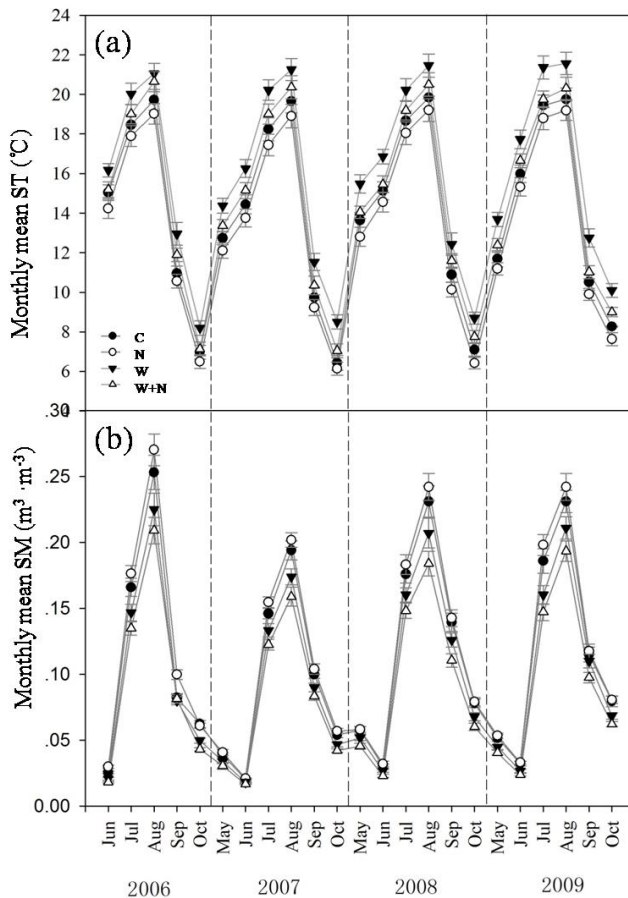
Back

Close

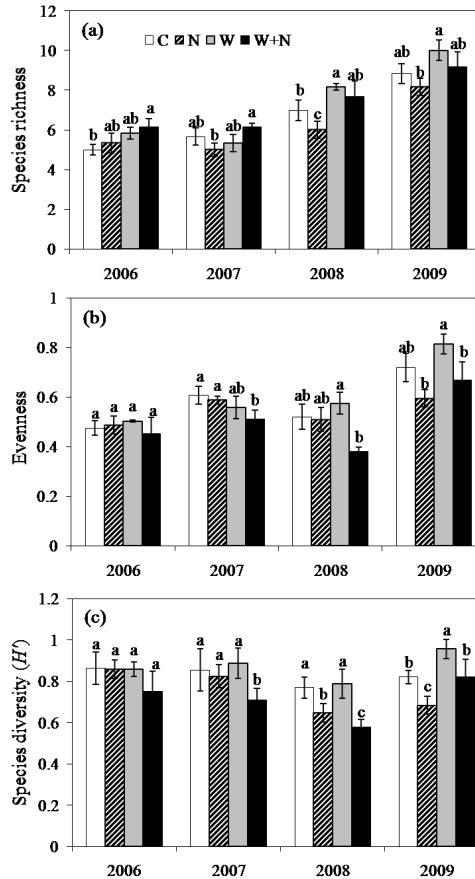
Full Screen / Esc

Printer-friendly Version

Interactive Discussion



**Fig. 1.** Effects of warming and N addition treatments on the seasonal and interannual variation in monthly surface layer (0–15 cm) soil mean temperature **(a)** and soil moisture **(b)** during the growing season from 2006 to 2009. Data are reported as means  $\pm$  SE ( $n = 6$ ).

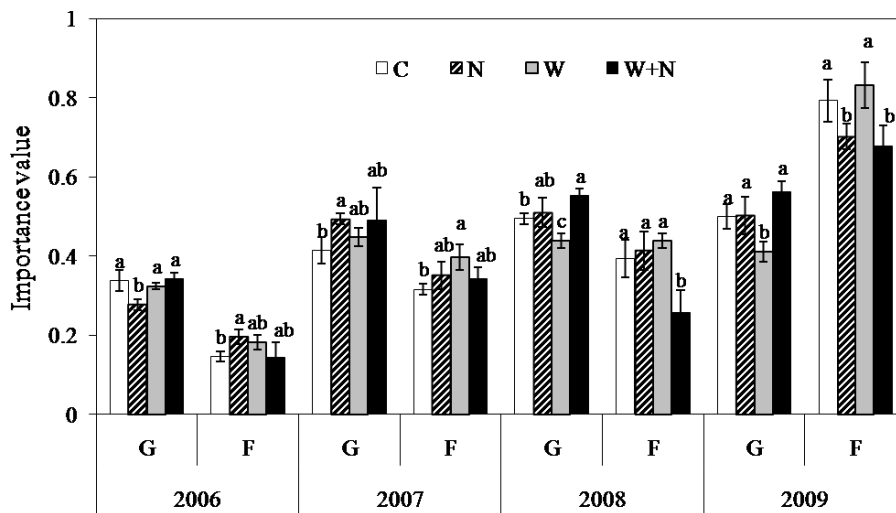


**Fig. 2.** Effects of warming and N addition on plant species richness **(a)**, evenness **(b)** and diversity **(c)** from 2006 to 2009. C, control; N, N addition treatment; W, warming treatment; W + N, warming plus N addition treatment. Different lowercase letters on columns indicate significant difference ( $P < 0.05$ ) among treatments every year. Data are reported as means  $\pm$  SE ( $n = 6$ ).



Temperate meadow  
response to climate  
change

T. Zhang et al.



**Fig. 3.** Effects of experimental warming and N addition on importance values of gramineous (G) and forbs (F). C, control; N, N addition treatment; W, warming treatment, and W + N, warming plus N addition treatment. Different lowercase letters on columns indicate significant difference ( $P < 0.05$ ) among treatments every year. Data are reported as means  $\pm$  SE ( $n = 6$ ).

Title Page

Abstract

Introduction

Conclusions

References

Tables

Figures

◀

▶

◀

▶

Back

Close

Full Screen / Esc

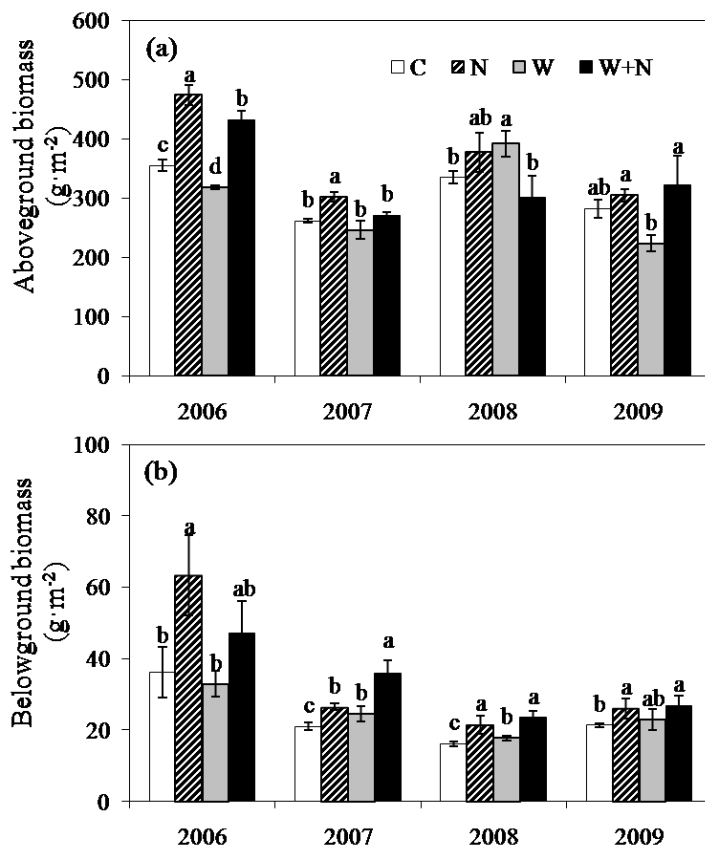
Printer-friendly Version

Interactive Discussion



## Temperate meadow response to climate change

T. Zhang et al.



**Fig. 4.** Effects of warming and nitrogen addition on aboveground biomass **(a)** and belowground biomass **(b)** during 2006 to 2009. Different lowercase letters on columns indicate significant difference ( $P < 0.05$ ) among treatments every year. Data are reported as means  $\pm$  SE ( $n = 6$ ).