

# ***Interactive comment on “Colored dissolved organic matter in shallow estuaries: the effect of source on quantification” by W. K. Oestreich et al.***

**W. K. Oestreich et al.**

williamoestreich2015@u.northwestern.edu

Received and published: 2 September 2015

See attached supplementary document for responses to all referee comments.

Please also note the supplement to this comment:

<http://www.biogeosciences-discuss.net/12/C4894/2015/bgd-12-C4894-2015-supplement.pdf>

---

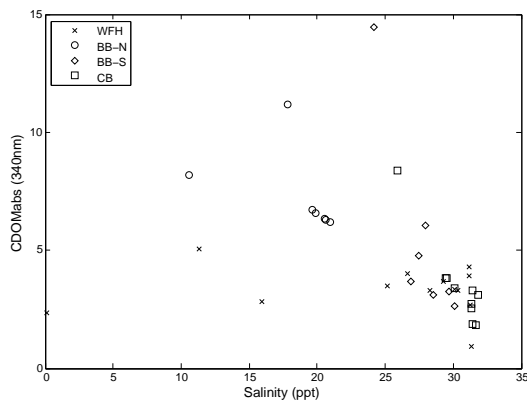
Interactive comment on Biogeosciences Discuss., 12, 7301, 2015.

Full Screen / Esc

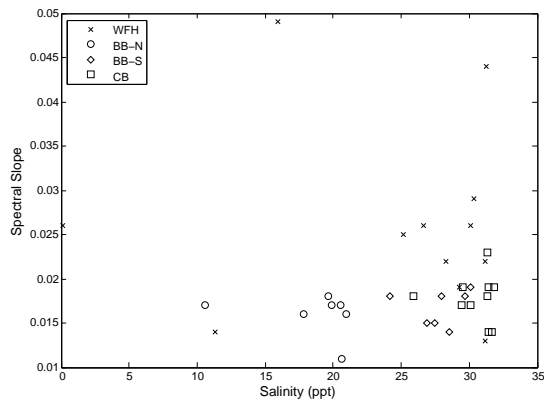
Printer-friendly Version

Interactive Discussion

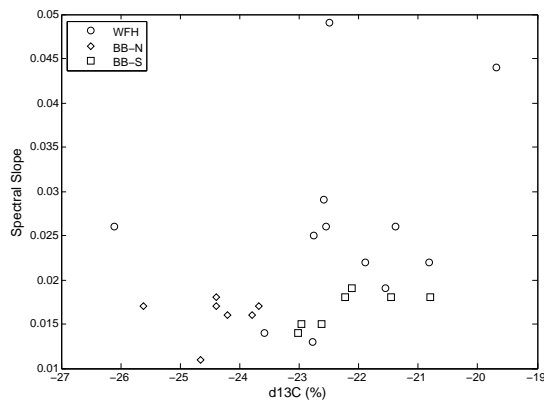
Discussion Paper



**Fig. 1.** CDOM absorbance (340 nm) vs. salinity for all sites



**Fig. 2.** Spectral slope vs. salinity for all sites



**Fig. 3.** Spectral slope vs. isotopic signature for WFH and BB sites