

MS-Id Ref-No: bg-2015-387

Reviewer#2 (Comments to author):

Overall comment: The MS entitled “Hydroxy fatty acids in fresh snow samples from Northern Japan: long-range atmospheric transport of Gram-negative bacteria by Asian winter monsoon” by P. Tyagi et al. presents a very clear and concise description of the measurements of hydroxy fatty acids in fresh snow collected from Sapporo, Japan. The results are placed into the context of published work on microbial sources of these fatty acids which allows the authors to suggest snow fall as an efficient scavenger of the pathogenic microbial compounds. In addition, estimation of endotoxin and bacterial dry mass in snow allows the authors to suggest sources and removal pathways of airborne GNB. Overall, the manuscript is well written, and the dataset presented here is unique and the focus of this manuscript surely meets the scope of the journal. I recommend the manuscript to be accepted for suitable publication in Biogeosciences after addressing following minor comments.

Response: We thank the reviewer for appreciating our work and the encouragement towards publication. We have now carefully revised the MS based on the reviewer’s suggestions/comments.

Comment. The statements concerning sources of α -hydroxy FAs are over amplified. Authors attributed the occurrence of α -hydroxy FAs as their source contribution from higher plants. What about the insitu atmospheric formation of hydroxy FAs for the Sapporo snow given the sampling location is far away from the attributed source locations, Siberia and Russian Fareast etc. Recent study by Feng et al., (2015) (doi: 10.5194/bg-12-4841-2015) had suggested that α -hydroxy FAs can be found in the hydrolysis products of leaf waxes and wood, and in microalgae and seagrasses. Therefore, I recommend source attribution of α -hydroxy FAs to their origin either from the contribution from higher plant waxes or the possibility of formation in the atmosphere.

Response: *α -Hydroxy FAs, in particular high molecular weight ones, come from the epicuticular waxes of higher plants as well from algae (please see page 4, lines 74-77). However, we also found higher abundance of α -hydroxy FAs in the biomass burning aerosols collected over Mt. Tai, China (Tyagi et al. 2015, manuscript in preparation), possibly due to*

photochemical oxidation of higher molecular weight fatty acids. Such a possibility of in situ formation of α -hydroxy FAs has also been reported in the hydrolysis products of leaf waxes and wood, and in microalgae and sea grasses (Feng et al., 2015). Further, microbial oxidation could also be a possible source of α -hydroxy FAs (Eglinton, 1968) in the snow samples studied. Hence, we suggest that α -hydroxy FAs cannot be employed as the tracers of plant waxes only, as they can come from microbial/photochemical oxidation of higher molecular weight fatty acids during long-range atmospheric transport. These points have been added in the revised MS. Please see lines 188-199.

Comment: Page 13378, Sapporo is an urban city. What is the possibility of having contribution from local air pollution? Snow sampling can be influenced by the local emissions as well.

Response: All the snow samples were collected at the roof top of the Institute of Low Temperature Sciences (ILTS), Hokkaido University after every fresh snow fall (see page 5, lines 115-117). As explained, fresh snow was collected after the removal of surface layer to exclude the possible contamination by dry deposition from local sources (Yamamoto et al., 2011). Moreover, Sapporo is known by heavy snowfall and extended winter (December-March, av. Temperature 2.1 °C), due to which snow does not melt and prevents the particles uplifted by wind from the ground and local vegetation. Thus, we assumed that thick snow cover on the ground, height of sampling site (~15 m agl) and time (fresh snow fall) of sample collection altogether minimize the emission of terrestrial biomarkers from the local vegetation sources.

Comment: Mention which type of statistical analysis was performed in the caption of the table S1.

Response: Two-tailed unpaired *t* test was performed for the statistical analysis. We have modified the caption of Table S1 as “Two-tailed unpaired *t* test to ascertain the statistical significance of ratio of relative abundances of even to odd carbon numbered hydroxy FAs in snow samples collected from the Sapporo between winter-2010 and 2011”. Please see Table S1.

Comment: Page 13382, lines 16-18: authors found statistical significant differences in the concentrations of beta and omega hydroxy FAs between 2010 and 2011. Authors should discuss about the possible reasons for this observation.

Response: The difference is statistically significant between 2010 and 2011 for β - and ω -hydroxy FAs. In fact, the difference is extremely larger for ω -hydroxy FAs than that for β -isomers. The reasons have been discussed as follows:

“In 2010 winter, AMBTs show atmospheric transport from the continents at 500, 1000 and 1500 m above ground, however, at the same heights in 2011 winter, the air masses came from the oceans during one sample collection. Higher plants in the continents contribute to higher abundances of hydroxy FAs than the oceans, and thus explain higher abundances of β - and ω -hydroxy FAs in 2010 than 2011.” These sentences were added in the revised MS. Please see lines 222-227.

1 **Hydroxy fatty acids in fresh snow samples from northern Japan: long-range**
2 **atmospheric transport of Gram-negative bacteria by Asian winter monsoon**

3
4 **Poonam Tyagi^{1,2}, Shinya Yamamoto^{2,3}, Kimitaka Kawamura^{2,*}**

5
6 ¹Graduate School of Environmental Science, Hokkaido University, Sapporo, Japan

7 ²Institute of Low Temperature Science, Hokkaido University, Sapporo, Japan,

8 ³now at Mount Fuji Research Institute, Yamanashi, Japan

9
10
11 **Key points:**

- 12 • Hydroxy fatty acids (FAs) in snow indicate contribution from soil microbes and higher
13 plants.
14 • Air mass back-trajectories reveal their transport from Russia, Siberia and China.
15 • Fresh snow acts as filter to reduce β -hydroxy FAs and endotoxin from the atmosphere
16 and their further transport.
17

18 **Short title:** *Hydroxy fatty acids in fresh snow*

19
20
21
22 ***Corresponding author:** *kawamura@lowtem.hokudai.ac.jp*

23

24

25

26

27

28

29

30

31 Abstract

32 Hydroxy fatty acids (FAs) in fresh snow from Sapporo, one of the heaviest
33 snowfall regions in the world, have been studied to ascertain the airborne bacterial endotoxin
34 concentrations and their biomass. The presence of β -hydroxy FAs (C₉-C₂₈), constituents of
35 Gram-negative bacteria (GNB), suggests long-range transport of soil microbes. Likewise, the
36 occurrence of α - and ω -hydroxy FAs (C₉-C₃₀ and C₉-C₂₈, respectively) in snow reveals their
37 contribution from epicuticular waxes and soil microorganisms. Estimated endotoxin and GNB
38 mass can aid in assessing their possible impacts on the diversity and functioning of aquatic
39 and terrestrial ecosystems, as well as lethal effects on pedestrians through dispersal of
40 microbes. Air mass back trajectories together with hydroxy FAs unveil their sources from
41 Siberia, Russian Far East and North China by the Asian monsoon. This study highlights the
42 role of fresh snow that reduces the human health risk of GNB and endotoxin by the
43 scavenging from air.

44

45 Keywords

46 Hydroxy fatty acids, fresh snow, Gram-negative bacteria, endotoxin, long-range atmospheric
47 transport.

48

49

50 1. Introduction

51 Lipid biomarkers from terrigenous plants, algae, fungi and soil microorganisms
52 have been reported extensively in aerosols (Conte and Weber, 2002; Gagosian et al., 1987;
53 Gagosian et al., 1981; Kawamura, 1995; Kawamura et al., 2003; Simoneit, 1977; Simoneit et
54 al., 2004), sediments (Kawamura, 1995; Kawamura and Ishiwatari, 1984; Kawamura et al.,
55 1987; Zhang et al., 2014), ice core (Sankelo et al., 2013) and rain/snow (Kawamura and
56 Kaplan, 1986; Satsumabayashi et al., 2001; Yamamoto et al., 2011). These studies have
57 utilized fatty acids as a proxy to assess the terrigenous contribution of higher plant waxes to
58 various environmental samples owing to their abundant presence in biopolymers of plants and
59 microorganisms. Similarly, certain hydroxy fatty acids (e.g., C₁₀-C₁₈ β-hydroxy FAs) have
60 been proposed as a tracer to understand the airborne bacterial transport (Tyagi et al., 2015).

61 Among the airborne soil microbes, the Gram-negative bacterium (GNB) is one
62 of most extensively studied bacteria and is documented in aerosols, snow and rain samples
63 (Morris et al., 2011). Owing to considerable ground based emissions of GNB and its ability to
64 act as cloud condensation nuclei (CCN), these bacteria, which are plant pathogens, can
65 influence the regional as well as global climate through cloud aerosol interactions (Morris et
66 al., 2011 and references therein). In particular, GNB contains β-hydroxy FAs (C₁₀-C₁₈) in
67 their lipid A fraction of lipopolysaccharides (LPS) as constituents of outer cell membrane
68 (Westphal, 1975). Moreover, the environmental toxic effects of GNB are, in part, due to the
69 presence of β-hydroxy FAs present in LPS (endotoxin) (Larsson, 1994; Saraf et al., 1997;
70 Spaan et al., 2008).

71 Apart from β-hydroxy FAs, other positional isomers such as α-, ω- and (ω-1)-
72 hydroxy FAs have also been documented in various environmental archives viz. aerosols
73 (Kawamura, 1995; Tyagi et al., 2015) and sediments (Kawamura, 1995; Wakeham et al.,
74 2003; Zhang et al., 2014). Short chain α-hydroxy FAs (C₁₂-C₁₈) are the constituent

75 biopolymers of fungi (Zelles, 1997), soil bacteria (Steinberger et al., 1999; Zelles and Bai,
76 1994) and protozoa (Ratledge and Wilkinson, 1988). In contrast, long chain α -hydroxy FAs
77 (C_{16} - C_{26}) are abundant in plants, microalgae and cyanobacteria (Matsumoto and Nagashima,
78 1984). Likewise, ω - and (ω -1)-hydroxy FAs are highly cross-linked constituents of the cell
79 walls of algae (Blokker et al., 1999) and plant seeds, suberin and cutin in terrestrial higher
80 plants (Molina et al., 2006). In addition, ω - and (ω -1)-hydroxy FAs are the intermediates in
81 the oxidation of monocarboxylic acids to dicarboxylic acids in sediments and marine aerosols
82 (Kawamura, 1995; Kawamura and Gagosian, 1990). Further, specificity of hydroxylation in
83 FAs depends on the type of microorganisms involved (Wakeham, 1999).

84 These tracer compounds in snow samples may be important to better understand
85 the contribution of plant and pathogenic bacteria to regional versus long-range atmospheric
86 transport (Hines et al., 2003; Lee et al., 2004; Lee et al., 2007; Tyagi et al., 2015) as their
87 presence in the atmosphere can affect the CCN and ice nuclei activity (Morris et al., 2008). To
88 the best of our knowledge, our study is the first to report α , β - and ω -hydroxy FAs in snow
89 samples. Snow efficiently scavenges airborne particles including soil microbes and higher
90 plant metabolites in the free boundary layer of troposphere. Since hydroxy FAs from GNB
91 and plants are inert in nature, they do not undergo chemical modification during snow
92 accumulation. Therefore, hydroxy FAs in fresh snow can be used as a tracer to assess the
93 sources and transport pathways of microorganisms and plant metabolites.

94 In this study, we determined hydroxy FAs in fresh snow samples collected from
95 Sapporo, Japan, to evaluate the qualitative contribution from GNB and higher plant
96 metabolites. Our results support the hypothesis that these hydroxy FAs are important tracers
97 to better understand the contribution of microorganisms to the organic matter in snow. More
98 importantly, we also discuss the possible transformations of these chemical markers during
99 long-range atmospheric transport.

100 2. Experimental methods

101 2.1. Site description and sample collection

102 Sapporo (43.07 °N, 141.36 °E) is the capital of Hokkaido, whose population is
103 1.9 million (June, 2013). Sapporo receives cold and dry air masses with heavy snowfall
104 during the Asian winter monsoon. The average temperature of Sapporo in winter goes up to ~
105 2 °C (Yamamoto et al., 2011). Snow cover over the ground and fallen leaves of deciduous
106 plants suppresses the suspension of soil particles during winter whereas the emissions of plant
107 biomarkers from local vegetation are minimal. During winter season, Asian monsoon affects
108 the regional climate, air quality and human health in Japan, delivering anthropogenic aerosols
109 and dust from China and Siberia (Yamamoto et al., 2011). Several studies have examined the
110 chemical and isotopic composition of ambient aerosols in various types of air masses in
111 Sapporo (Aggarwal and Kawamura, 2008; Pavuluri et al., 2013; Yamamoto et al., 2011) to
112 better understand the impacts of anthropogenic and biogenic contributions from Siberia, North
113 China and surrounding oceans. However, no study is available from Sapporo, which focuses
114 on the transport of microorganisms using organic markers.

115 In this study, eleven fresh snow samples were collected from the rooftop of the
116 Institute of Low Temperature Science (ILTS) building, Hokkaido University in Sapporo
117 during intensive snow fall periods (January-March) in 2010 and 2011. The detailed
118 description about snow collection and analytical protocol of lipid fraction analyses is similar
119 to that described in Yamamoto et al. (2011). To avoid the contribution of any possible
120 impurities from the dry deposition of aerosols, 1-2 cm of surface snow cover were removed
121 prior to sample collection. Thereafter, snow samples were collected into a cleaned glass jar (8
122 L) by using a stainless steel shovel. In each glass jar, mercuric chloride (HgCl₂) was added
123 before sampling to prevent microbial activity. Soon after the collection, glass jars were
124 tightened with a Teflon-lined screw cap and stored at -20 °C until analysis.

125 2.2. Identification and quantification of hydroxy FAs

126 The analytical protocol used for assessing the atmospheric abundances of
127 hydroxy FAs is described in Yamamoto et al. (2011). In brief, melted snow samples (0.5-1 L)
128 were saponified with 1.0 M KOH in methanol at 80 °C for 2 h. After saponification, neutral
129 fraction was separated and remaining solution was acidified with 6 M HCl to form free
130 carboxylic acids. Further, these acids were derivatized with BF₃/methanol to form their
131 methyl esters. The hydroxy acid methyl esters were isolated on a silica gel column by eluting
132 with methylene chloride/methanol (95:5). The hydroxy FA methyl esters were, then,
133 derivatized to their trimethylsilyl (TMS) ethers with N,O-bis-(trimethylsilyl)
134 trifluoroacetamide (BSTFA) (SUPELCO™ Analytical) at 70 °C for 1 h. After the reaction, 50
135 µl of n-hexane solution containing 1.43 ng µl⁻¹ of internal standard (C₁₃ n-alkane/tridecane,
136 Wako) was added to dilute the derivatives prior to GC/MS injection (Hewlett-Packard, Model
137 6890 GC coupled to Hewlett-Packard Model 5973 mass-selective detector, MSD). The GC
138 was installed with a split/splitless injector and DB-5MS fused silica capillary column.

139 For the quantification of hydroxy FAs, the GC oven temperature was
140 programmed from 50 °C (2 min) to 305 °C (15 min) at 5 °C min⁻¹. Data were acquired and
141 processed with the Chemstation software. Structural identification and comparison of
142 retention time of hydroxy FAs were performed using authentic TMS derivatives of n-C₁₂ and
143 n-C₁₆ α-hydroxy FAs, n-C₁₂, n-C₁₄, n-C₁₅, and n-C₁₆ β-hydroxy FAs and n-C₁₆, n-C₂₀ and
144 n-C₂₂ ω-hydroxy FAs. The recoveries of authentic fatty acid standards were better than
145 92±4% with analytical error (average 4.1%) for acidic compounds (Yamamoto et al., 2011).
146 Laboratory blanks showed no contamination of any target compounds. The results of n-
147 alkanes, n-alkanols and n-alkanoic acids (terrestrial biomarkers) in snow samples are reported
148 in Yamamoto et al. (2011), which revealed a long-range atmospheric transport of terrestrial
149 organic materials from Northeast Asia to North Japan by the Asian winter monsoon.

150 2.3. Estimation of endotoxin levels and mass loading of GNB

151 Since the endotoxins from GNB contain β -hydroxy FAs from C_{10} to C_{18} ,
152 previous studies attempted to quantify atmospheric abundances of endotoxins using the
153 concentrations of ambient hydroxy FAs measured (Lee et al., 2004; Rietschel et al., 1984;
154 Wilkinson, 1988). According to these studies, concentrations of endotoxins in snow samples
155 were estimated by the mathematical expression as below.

156

157 Endotoxins (LPS, ng kg^{-1} of melt water) = $[(\sum \beta\text{-hydroxy FAs from } C_{10} \text{ to } C_{18}; \text{ nmol kg}^{-1})$
158 $\times 8000]/4$

159

160 In the above formula, the average molecular weight of endotoxin corresponds to
161 8000 as reported by Mielniczuk et al. (1993). β -Hydroxy FAs in the mathematical expression
162 are the total (LPS-bound+free) hydroxy FAs for the carbon numbers from C_{10} to C_{18} . We also
163 estimated the mass loading of airborne GNB using the approach initially suggested by
164 Balkwill et al. (1988) and later on by Lee et al. (2004), in which they used the chemical
165 marker to bacterial mass conversion factor of 15 nmol of β -hydroxy FAs (C_{10} - C_{18}) per mg dry
166 cell weight. Therefore, we have converted the sum of mass concentrations of β -hydroxy FAs
167 from C_{10} to C_{18} (in nmol kg^{-1}) into equivalent dry cell weight of GNB (i.e., in mg kg^{-1} of
168 melt water) by normalizing with 15.

169

170 3. Results and discussion

171 3.1. Air mass backward trajectory analysis

172 The air mass back-trajectories (AMBTs) provide a means to qualitatively assess
173 the source regions of airborne pollutants over a receptor site. For this study, we have
174 computed seven day isentropic AMBTs using hybrid single particle lagrangian integrated

175 trajectory (HYSPLIT) model (Draxler and Rolph, 2013 and references therein). The
176 meteorological parameters (GDAS data sets) from NOAA air resources laboratory were used
177 as an input for the HYSPLIT model. Figure 1 shows the AMBT cluster at an arrival height of
178 500 m over Sapporo during sampling days of winter 2010 and 2011. In almost all snow-
179 sampling periods in Sapporo, the AMBTs show plausible influence of air masses from Russia
180 and Siberia via the long-range atmospheric transport.

181 **3.2. Concentrations of hydroxy fatty acids**

182 Homologues series of α -, β - and ω -hydroxy FAs were detected in fresh snow
183 samples collected from Sapporo. Their mass concentrations are summarized in Table 1 and
184 Table 2 for winter 2010 and 2011, respectively. Based on two-year seasonal data on hydroxy
185 FAs, we found that concentrations of α -hydroxy FAs are significantly higher than β - and ω -
186 hydroxy FAs. The predominance of α -hydroxy FAs can be explained by the α -oxidation
187 pathway of FAs, which generally occurs in plants, animals and bacteria (Cranwell, 1981 and
188 references therein) whereas β - and ω -oxidation is specific to bacteria (Lehninger, 1975). α -
189 Hydroxy FAs, in particular high molecular weight ones, come from the epicuticular waxes of
190 higher plants as well from algae. However, we also found higher abundance of α -hydroxy
191 FAs in the biomass burning aerosols collected over Mt. Tai, China (Tyagi et al., 2015,
192 manuscript in preparation), possibly due to photochemical oxidation of higher molecular
193 weight fatty acids. Such a possibility of in situ formation of α -hydroxy FAs has also been
194 reported in the hydrolysis products of leaf waxes and wood, and in microalgae and sea grasses
195 (Feng et al., 2015). Further, microbial oxidation could also be a possible source of α -hydroxy
196 FAs (Eglinton et al., 1968) in the snow samples studied. Hence, we suggest that α -hydroxy
197 FAs cannot be employed as the tracers of plant waxes only, as they can come from
198 microbial/photochemical oxidation of higher molecular weight fatty acids during long-range
199 atmospheric transport.

200 A characteristic feature of our data is the predominance of C₁₆ hydroxy FAs in
201 all the types of hydroxy FAs measured. However, significant shifts were observed in the
202 carbon numbers of the second most abundant β-hydroxy FAs (mostly C number >16) and ω-
203 hydroxy FAs (i.e., C number <16; see Tables 1 and 2). A likely explanation for this
204 observation is that β-hydroxy FAs above C₁₆ were formed by β-oxidation of long chain FAs,
205 which is a more common in microorganisms as discussed previously. In contrast, ω-hydroxy
206 FAs below C₁₆ are present in plants and microbes (Cardoso and Eglinton, 1983), in which ω-
207 oxidation of fatty acids is secondary choice for microbial oxidation.

208 3.3. Molecular distributions

209 Figure 2 presents molecular distributions of α-hydroxy (C₉ to C₃₀), β- and ω-
210 hydroxy FAs (C₉ to C₂₈) in snow samples from Sapporo during winter 2010 and 2011. Even
211 carbon number predominance is noteworthy for α-, β- and ω-hydroxy FAs. α-Hydroxy FAs
212 show molecular distributions with the order C₁₆ >C₂₄ >C₂₂ in both years (see Figure 2a).
213 Likewise, β-hydroxy FAs show the predominance of C₁₆ followed by C₁₈ or C₂₀ and then by
214 C₁₄ in both winters. However, we found the predominance of C₂₀ β-hydroxy FAs over C₁₆ in
215 one snow sample during 2010. Similarly, ω-hydroxy FAs showed dominance of C₁₆ followed
216 by the others as C₁₄ >C₁₂ ~ C₂₂ ~ C₂₄ during snowfall in both the years.

217 Table S1 describes the statistically significant differences in the ratios of even to
218 odd carbon numbers for α-, β-, and ω-hydroxy FAs in snow samples based on two-tailed
219 unpaired *t* test. No significant differences were observed between 2010 and 2011 for the ratios
220 of even to odd carbon number α-hydroxy FAs. In contrast, the difference is statistically
221 significant between 2010 and 2011 for β- and ω-hydroxy FAs. In fact, the difference is
222 extremely larger for ω-hydroxy FAs than that for β isomers. In 2010 winter, AMBTs show
223 atmospheric transport from the continents at 500, 1000 and 1500 m above ground, however, at

224 the same heights in 2011 winter, the air masses came from the oceans during one sample
225 collection. Higher plants in the continents contribute to higher abundances of hydroxy FAs
226 than the oceans, and thus explain higher abundances of β - and ω -hydroxy FAs in 2010 than
227 2011. On average, even carbon numbered α -, β - and ω -hydroxy FAs in their total mass
228 concentrations account for ~69, 68 and 84%, respectively. The even carbon number
229 predominance is also found in recent marine and lacustrine sediments (Cardoso and Eglinton,
230 1983; Goossens et al., 1986; Kawamura, 1995; Zhang et al., 2014).

231 Similar to our study, Volkman et al. (1980) documented the bimodal distribution
232 of α -hydroxy FAs with peaks at C_{16} and C_{24} in the intertidal sediments from Victoria,
233 Australia and attributed their contribution from sea grass (i.e., *Zostera muelleri*) detritus
234 owing to similar distribution pattern. However, it is noteworthy that our AMBTs show a
235 continental origin rather than the oceanic origin. Therefore, it is possible that waxes emitted
236 from continental grasses via wind abrasion can be transported to Sapporo through the
237 atmosphere. We speculate that α -hydroxy FAs (C_{16} - C_{28}) in Sapporo snow can be used as a
238 tracer of plant waxes. Likewise, higher plant derived cutin and suberin have been suggested as
239 a significant source of C_{16} to C_{22} α -, β - and ω -hydroxy FAs (Cardoso and Eglinton, 1983). In
240 a similar way, it has been proposed that hydroxy FAs (C_{20} - C_{30}) are principally derived from
241 terrestrial higher plants (Kawamura and Ishiwatari, 1984). Therefore, α -, β - and ω -hydroxy
242 FAs (C_{16} - C_{22}) in snow samples can be related to their sources from terrestrial higher plants
243 through long-range atmospheric transport.

244 Previous studies documented ubiquitous occurrence of these hydroxy FAs in soil
245 microbes such as yeast and fungi (Van Dyk et al., 1994 and references therein) and in the LPS
246 of GNB (Lee et al., 2007). In this regard, prior studies focussing on β -hydroxy FAs with the
247 predominance of C_{16} and C_{18} , suggested the contributions from yeast and fungi (Stodola et al.,
248 1967; Van Dyk et al., 1994 and references therein). Molecular distributions of β -hydroxy FAs

249 show a predominance of C₁₆ followed by C₁₈ or C₂₀ (see Figure 2b), suggesting that they
250 have been derived from soil microbes. Likewise, FAs <C₂₀ are derived from marine
251 phytoplankton (Kawamura, 1995 and references therein). β -Hydroxy FAs (C₁₀-C₁₈) have been
252 proposed as a biomarker for soil microbes as they are the constituents of LPS of GNB (Lee et
253 al., 2004; Szponar et al., 2002). Hence, it is likely that β -hydroxy FAs in snow samples may
254 have been significantly influenced by GNB and terrestrial higher plant metabolites.

255 Figure 3 depicts bar graphs, showing the relative abundances of α -, β - and ω -
256 hydroxy FAs in the snow samples from Sapporo during winter. We found that the proportions
257 of two classified groups (low molecular weight C₉-C₁₉ and high molecular weight C₂₀-C₃₀ or
258 C₂₀-C₂₈) of α -, β - and ω -hydroxy FAs are very similar between 2010 and 2011 (Figure 3).
259 This observation is perhaps related to their common sources/transport pathways of α -, β - and
260 ω -hydroxy FAs over Sapporo. This inference is further supported by the AMBTs computed at
261 arrival heights of 500, 1000 and 1500 m (see Figure 1 and Figure S1), indicating similar air
262 mass transport pathway from Russia and Siberia.

263 **3.4. Endotoxin potency of GNB-impact via Aeolian transport**

264 Endotoxin in GNB determines their viability and potentially causes pathological
265 effects on mammals (Lüderitz et al., 1981; Westphal, 1975). In particular, GNB contain LPS
266 in their outer membrane. When bacteria multiply, die and lyse, LPS are released from the
267 surface as a potential bacterial toxin, and therefore called as endotoxin (Westphal, 1975). In
268 addition to intact bacterial cells, this endotoxin can trigger to cause allergies, respiratory
269 problems and infections. Researchers have used LPS concentrations as a measure of GNB,
270 primarily by Limulus Amebocyte Lysate (LAL) Assay which has limited specificity (Saraf et
271 al., 1997). The β -hydroxy FAs, marker for endotoxin/LPS, were assayed in various
272 environmental samples such as dust (Andersson et al., 1999; Hines et al., 2000), aerosols (Lee

273 et al., 2004; Lee et al., 2007; Walters et al., 1994), soils (Keinänen et al., 2003), sewage
274 (Spaan et al., 2008) and marine dissolved organic matter (Wakeham, 1999).

275 As mentioned in section 2.3, we have estimated the abundances of endotoxin
276 and mass loading of GNB in fresh snow samples. This quantification is indeed crucial for
277 assessing a likely allergic impact of endotoxin globally via long-range atmospheric transport.
278 Here, we estimated the endotoxin concentrations in snow varied to be 424 to 1080 ng kg⁻¹ (av.
279 789±237 ng kg⁻¹) in 2010 and 36 to 1100 ng kg⁻¹ (av. 579±435 ng kg⁻¹) in 2011 samples. The
280 estimated lower limits of endotoxin in Table 1 and Table 2 are calculated based on the
281 minimum concentration of β-hydroxy FAs (C₁₀-C₁₈), which are specific to Gram-negative
282 bacteria (GNB). As stated on page 3, β-hydroxy FAs (C₁₀-C₁₈) are the structural constituents
283 of lipid A, which are present in the outer cell membrane of GNB. Thus, the endotoxin
284 concentrations in snow samples were estimated based on the abundances of β-hydroxy FAs
285 having carbon chain length from 10 to 18 (section 2.3). Being consistent with this study, Lee
286 et al. (2004) also reported endotoxin concentration based on β-hydroxy FAs (C₁₀-C₁₈).
287 Although relative abundances of endotoxin during winter 2010 (N = 5) are higher than those
288 of 2011 samples (N = 6), the two-tailed t-test revealed no significant differences (t = 0.96; df
289 = 9; P > 0.05) with regard to mean concentrations of the two years.

290 In this study, we estimated dry mass concentrations of GNB in snow samples to
291 be 26.3±7.9 μg kg⁻¹ in 2010 v.s. 19.3±1.4 μg kg⁻¹ in 2011. Lee et al. (2007) reported that
292 airborne endotoxin is of crustal origin and thus can be transported long distances to the
293 outflow region. Since the AMBTs reveal the impact of long-range transport from Russia and
294 Siberia during the study period, we infer that estimated endotoxin concentrations and dry cell
295 weight of GNB over Sapporo are derived from those source regions. Recently, Golokhvast
296 (2014) documented the airborne biogenic particles in snow from Russian Far East that cause
297 allergy for the pedestrians. The airborne biogenic particles can be scavenged efficiently by

298 both wet precipitation and snow fall. Therefore, we have looked for the literature describing
299 the occurrence of GNB in rainwater for comparison with our study on Sapporo snow.
300 Towards this, Gould (1999) and Lye (2002) have documented the presence of various GNB
301 (e.g., Salmonella, Shigella, Vibrio, Legionella and Campylobacter spp.) species in rainwater.
302 Likewise, Kawamura and Kaplan (1983) also reported the presence of β -hydroxy FAs in rain
303 water samples collected from Los Angeles (USA) and attributed their sources as bacterial
304 membrane. So far, no literature is available on endotoxin and GNB concentrations in snow
305 samples from East Asia in order to make a comprehensive comparison with the present study.

306 Overall, the presence of endotoxin and GNB in snow affirms that biogenic
307 particles of soil microbes and their potential health impact should not be overlooked. Routine
308 and long-term measurements of airborne chemical markers (hydroxy FAs in this study) could
309 aid the monitoring of the microbial content in long-range transported air masses. Further
310 studies are required to examine their distributions in the atmospheric environment and health
311 effects on human beings in the regional and global perspectives during long-range
312 atmospheric transport.

313

314 **4. Conclusions**

315 Although low temperature is considered to be a limiting factor for bacterial
316 activity in air/snow, some studies have shown that bacteria can be metabolically active even at
317 subzero temperatures (Polymenakou, 2012 and references therein). Figure 4 summarized the
318 whole idea, which was addressed in this study. We conclude that fresh snow in Japan acts as a
319 filter, which aids in reducing the burden of pathogenic microbes from the atmosphere via wet
320 scavenging of these particles.

321 Owing to prolonged winters and thus, snow fall in Sapporo, it is likely that
322 ambient bacterial endotoxin (LPS) is largely scavenged from the atmosphere by snow, which

323 can decrease their effect on human health via inhalation (Jacobs, 1989; Milton, 1996).
324 However, without snow scavenging, ambient bacterial endotoxin levels may stay high; having
325 an influence on human health as well can be transported to further long distances (North
326 Pacific). Overall, bacteria and their debris (biomass) can be evaluated in aerosols that are
327 scavenged by snow in free troposphere without prior culture by the determination of hydroxy
328 FAs for both LPS and GNB.

329

330 **Author contribution**

331 SY extracted the samples and conducted the experiments. PT prepared the
332 manuscript with contribution from KK.

333

334 **Acknowledgement**

335 We appreciate the financial support from the Japanese Society for the Promotion
336 of Science through grant-in-aid Nos. 19204055 and 24221001. PT is thankful to the Japanese
337 Ministry of Education, Science and Culture (MEXT) for the Monbukagakusho scholarship.

338

339 **References**

- 340 Aggarwal, S. G. and Kawamura, K.: Molecular distributions and stable carbon isotopic
341 compositions of dicarboxylic acids and related compounds in aerosols from
342 Sapporo, Japan: Implications for photochemical aging during long-range
343 atmospheric transport, *Journal of Geophysical Research: Atmospheres*, 113,
344 D14301, 2008.
- 345 Andersson, A., Weiss, N., Rainey, F., and Salkinoja - Salonen, M.: Dust - borne bacteria in
346 animal sheds, schools and children's day care centres, *Journal of applied
347 microbiology*, 86, 622-634, 1999.
- 348 Balkwill, D. L., Leach, F. R., Wilson, J. T., McNabb, J. F., and White, D. C.: Equivalence of
349 microbial biomass measures based on membrane lipid and cell wall components,
350 adenosine triphosphate, and direct counts in subsurface aquifer sediments,
351 *Microbial Ecology*, 16, 73-84, 1988.
- 352 Blokker, P., Schouten, S., de Leeuw, J. W., Damsté, J. S. S., and van den Ende, H.: Molecular
353 structure of the resistant biopolymer in zygospore cell walls of *Chlamydomonas
354 monoica*, *Planta*, 207, 539-543, 1999.
- 355 Cardoso, J. N. and Eglinton, G.: The use of hydroxyacids as geochemical indicators,
356 *Geochimica et Cosmochimica Acta*, 47, 723-730, 1983.
- 357 Conte, M. H. and Weber, J.: Long - range atmospheric transport of terrestrial biomarkers to
358 the western North Atlantic, *Global Biogeochemical Cycles*, 16, 89-81-89-17, 2002.
- 359 Cranwell, P.: The stereochemistry of 2-and 3-hydroxy fatty acids in a recent lacustrine
360 sediment, *Geochimica et Cosmochimica Acta*, 45, 547-552, 1981.
- 361 Draxler, R. and Rolph, G.: HYSPLIT (HYbrid Single-Particle Lagrangian Integrated
362 Trajectory), NOAA Air Resources Laboratory, College Park, MD, Model access
363 via NOAA ARL READY Website [Internet]. 2013.
- 364 Eglinton, G., Hunneman, D., and Douraghi-Zadeh, K.: Gas chromatographic—mass
365 spectrometric studies of long chain hydroxy acids—II: The hydroxy acids and fatty
366 acids of a 5000-year-old lacustrine sediment, *Tetrahedron*, 24, 5929-5941, 1968.
- 367 Feng, X., Gustafsson, Ö., Holmes, R. M., Vonk, J. E., van Dongen, B. E., Semiletov, I. P.,
368 Dudarev, O. V., Yunker, M. B., Macdonald, R. W., and Montlucon, D. B.: Multi-
369 molecular tracers of terrestrial carbon transfer across the pan-Arctic: comparison of
370 hydrolyzable components with plant wax lipids and lignin phenols, *Biogeosciences*,
371 12, 4841-4860, 2015.
- 372 Gagosian, R. B., Peltzer, E. T., and Merrill, J. T.: Long-range transport of terrestrially derived
373 lipids in aerosols from the South Pacific, *Nature*, 325, 1987.
- 374 Gagosian, R. B., Peltzer, E. T., and Zafiriou, O. C.: Atmospheric transport of continentally
375 derived lipids to the tropical North Pacific., *Nature*, 291, 312-314, 1981.
- 376 Golokhvast, K. S.: Airborne Biogenic Particles in the Snow of the Cities of the Russian Far
377 East as Potential Allergic Compounds, *Journal of Immunology Research*, 2014, 7,
378 2014.
- 379 Goossens, H., Irene, W., Rijpstra, C., Düren, R., De Leeuw, J., and Schenck, P.: Bacterial
380 contribution to sedimentary organic matter; a comparative study of lipid moieties in
381 bacteria and recent sediments, *Organic Geochemistry*, 10, 683-696, 1986.
- 382 Gould, J. E.: Is rainwater safe to drink? A review of recent findings. , In: *Proceedings of the
383 Ninth International Rainwater Catchment Systems Conference.*, 1999. 1999.
- 384 Hines, C. J., Milton, D. K., Larsson, L., Petersen, M. R., Fisk, W. J., and Mendell, M. J.:
385 Characterization and Variability of Endotoxin and 3-Hydroxy Fatty Acids in an
386 Office Building During a Particle Intervention Study, *Indoor Air*, 10, 2-12, 2000.

- 387 Hines, C. J., Waters, M., Larsson, L., Petersen, M., Saraf, A., and Milton, D.:
388 Characterization of endotoxin and 3 - hydroxy fatty acid levels in air and settled
389 dust from commercial aircraft cabins, *Indoor air*, 13, 166-173, 2003.
- 390 Jacobs, R. R.: Airborne endotoxins: an association with occupational lung disease, *Applied*
391 *Industrial Hygiene*, 4, 50-56, 1989.
- 392 Kawamura, K.: Land-derived lipid class compounds in the deep-sea sediments and marine
393 aerosols from North Pacific, *Biogeochemical Processes and Ocean Flux in the*
394 *Western Pacific*, Terra Scientific Publishing Company25 (TERRAPUB), Tokyo, ,
395 31-51, 1995.
- 396 Kawamura, K. and Gagosian, R.: Atmospheric transport of soil-derived dicarboxylic acids
397 over the North Pacific Ocean, *Naturwissenschaften*, 77, 25-27, 1990.
- 398 Kawamura, K. and Ishiwatari, R.: Fatty acid geochemistry of a 200 m sediment core from
399 Lake Biwa, Japan. Early diagenesis and paleoenvironmental information,
400 *Geochimica et Cosmochimica Acta*, 48, 251-266, 1984.
- 401 Kawamura, K., Ishiwatari, R., and Ogura, K.: Early diagenesis of organic matter in the water
402 column and sediments: microbial degradation and resynthesis of lipids in Lake
403 Haruna, *Organic Geochemistry*, 11, 251-264, 1987.
- 404 Kawamura, K. and Kaplan, I.: Biogenic and anthropogenic organic compounds in rain and
405 snow samples collected in southern California, *Atmospheric Environment* (1967),
406 20, 115-124, 1986.
- 407 Kawamura, K. and Kaplan, I. R.: Organic compounds in the rainwater of Los Angeles,
408 *Environmental science & technology*, 17, 497-501, 1983.
- 409 Kawamura, K., Y. Ishimura, and Yamazaki, K.: Four years' observations of terrestrial lipid
410 class compounds in marine aerosols from the western North Pacific. In: *GLOBAL*
411 *BIOGEOCHEMICAL CYCLES*, 1, 2003.
- 412 Keinänen, M., Korhonen, L., Martikainen, P., Vartiainen, T., Miettinen, I., Lehtola, M.,
413 Nenonen, K., Pajunen, H., and Kontro, M.: Gas chromatographic-mass
414 spectrometric detection of 2-and 3-hydroxy fatty acids as methyl esters from soil,
415 sediment and biofilm, *Journal of Chromatography B*, 783, 443-451, 2003.
- 416 Larsson, L.: Determination of microbial chemical markers by gas chromatography - mass
417 spectrometry - potential for diagnosis and studies on metabolism in situ, *Apmis*,
418 102, 161-169, 1994.
- 419 Lee, A. K. Y., Chan, C. K., Fang, M., and Lau, A. P. S.: The 3-hydroxy fatty acids as
420 biomarkers for quantification and characterization of endotoxins and Gram-
421 negative bacteria in atmospheric aerosols in Hong Kong, *Atmospheric*
422 *Environment*, 38, 6307-6317, 2004.
- 423 Lee, A. K. Y., Lau, A. P., Cheng, J. Y., Fang, M., and Chan, C. K.: Source identification
424 analysis for the airborne bacteria and fungi using a biomarker approach,
425 *Atmospheric Environment*, 41, 2831-2843, 2007.
- 426 Lehninger, A. L.: *Biochemistry: the molecular basis of cell structure and functions*, Worth,
427 New York, 1975. 659, 1975.
- 428 Lüderitz, O., Galanos, C., and Rietschel, E. T.: Endotoxins of gram-negative bacteria,
429 *Pharmacology & therapeutics*, 15, 383-402, 1981.
- 430 Lye, D. J.: Health risks associated with consumption of untreated water from household roof
431 catchment systems., *Journal of American Water Resource Association* 38, 1301-
432 1306, 2002.
- 433 Matsumoto, G. I. and Nagashima, H.: Occurrence of 3-hydroxy acids in microalgae and
434 cyanobacteria and their geochemical significance, *Geochimica et Cosmochimica*
435 *Acta*, 48, 1683-1687, 1984.

- 436 Mielniczuk, Z., Mielniczuk, E., and Larsson, L.: Gas chromatography-mass spectrometry
437 methods for analysis of 2- and 3-hydroxylated fatty acids: Application for
438 endotoxin measurement, *Journal of Microbiological Methods*, 17, 91-102, 1993.
- 439 Milton, D. K.: Bacterial endotoxins: a review of health effects and potential impact in the
440 indoor environment, *Indoor Air and Human Health*, 1996. 179-195, 1996.
- 441 Molina, I., Bonaventure, G., Ohlrogge, J., and Pollard, M.: The lipid polyester composition of
442 *Arabidopsis thaliana* and *Brassica napus* seeds, *Phytochemistry*, 67, 2597-2610,
443 2006.
- 444 Morris, C., Sands, D., Bardin, M., Jaenicke, R., Vogel, B., Leyronas, C., Ariya, P., and
445 Psenner, R.: Microbiology and atmospheric processes: an upcoming era of research
446 on bio-meteorology, *Biogeosciences Discussions*, 5, 191-212, 2008.
- 447 Morris, C., Sands, D., Bardin, M., Jaenicke, R., Vogel, B., Leyronas, C., Ariya, P., and
448 Psenner, R.: Microbiology and atmospheric processes: research challenges
449 concerning the impact of airborne micro-organisms on the atmosphere and climate,
450 *Biogeosciences*, 8, 17-25, 2011.
- 451 Pavuluri, C. M., Kawamura, K., Uchida, M., Kondo, M., and Fu, P.: Enhanced modern carbon
452 and biogenic organic tracers in Northeast Asian aerosols during spring/summer,
453 *Journal of Geophysical Research: Atmospheres*, 118, 2362-2371, 2013.
- 454 Polymenakou, P. N.: Atmosphere: a source of pathogenic or beneficial microbes?,
455 *Atmosphere*, 3, 87-102, 2012.
- 456 Ratledge, C. and Wilkinson, S.: Fatty acids, related and derived lipids, *Microbial lipids*, 1, 23-
457 52, 1988.
- 458 Rietschel, E. T., Wollenweber, H. W., Brade, H., Zähringer, U., Lindner, B., Seydel, U.,
459 Bradaczek, H., Barnickel, G., Labischinski, H., and Giesbrecht, P. (Eds.): Structure
460 and conformation of lipid A component of lipopolysaccharides, Elsevier Science,
461 Amsterdam, pp. 187-220, 1984.
- 462 Sankelo, P., Kawamura, K., Seki, O., Shibata, H., and Bendle, J.: n-Alkanes in fresh snow in
463 Hokkaido, Japan: implications for ice core studies, *Arctic, Antarctic, and Alpine*
464 *Research*, 45, 119-131, 2013.
- 465 Saraf, A., Larsson, L., Burge, H., and Milton, D.: Quantification of ergosterol and 3-hydroxy
466 fatty acids in settled house dust by gas chromatography-mass spectrometry:
467 comparison with fungal culture and determination of endotoxin by a *Limulus*
468 *amebocyte* lysate assay, *Applied and Environmental Microbiology*, 63, 2554-2559,
469 1997.
- 470 Satsumabayashi, H., Nishizawa, H., Yokouchi, Y., and Ueda, H.: Pinonaldehyde and some
471 other organics in rain and snow in central Japan, *Chemosphere*, 45, 887-891, 2001.
- 472 Simoneit, B. R.: Biogenic lipids in particulates from the lower atmosphere over the eastern
473 Atlantic, *Nature*, 267, 682-685, 1977.
- 474 Simoneit, B. R., Kobayashi, M., Mochida, M., Kawamura, K., Lee, M., Lim, H. J., Turpin, B.
475 J., and Komazaki, Y.: Composition and major sources of organic compounds of
476 aerosol particulate matter sampled during the ACE - Asia campaign, *Journal of*
477 *Geophysical Research: Atmospheres*, 109, 1-22, 2004.
- 478 Spaan, S., Smit, L., Eduard, W., Larsson, L., Arts, H., Wouters, I. M., and Heederik, D.:
479 Endotoxin exposure in sewage treatment workers: investigation of exposure
480 variability and comparison of analytical techniques, *Ann Agric Environ Med*, 15,
481 251-261, 2008.
- 482 Steinberger, Y., Zelles, L., Bai, Q. Y., von Lützwow, M., and Munch, J. C.: Phospholipid fatty
483 acid profiles as indicators for the microbial community structure in soils along a
484 climatic transect in the Judean Desert, *Biology and Fertility of Soils*, 28, 292-300,
485 1999.

- 486 Stodola, F. H., Deinema, M. H., and Spencer, J.: Extracellular lipids of yeasts,
487 *Bacteriological reviews*, 31, 194, 1967.
- 488 Szponar, B., Norin, E., Midtvedt, T., and Larsson, L.: Limitations in the use of 3-hydroxy
489 fatty acid analysis to determine endotoxin in mammalian samples, *Journal of*
490 *Microbiological Methods*, 50, 283-289, 2002.
- 491 Tyagi, P., Ishimura, Y., and Kawamura, K.: Hydroxy fatty acids in marine aerosols as
492 microbial tracers: 4-year study on β - and ω -hydroxy fatty acids from remote
493 Chichijima Island in the western North Pacific, *Atmospheric Environment*, 115, 89-
494 100, 2015.
- 495 Van Dyk, M., Kock, J., and Botha, A.: Hydroxy long-chain fatty acids in fungi, *World journal*
496 *of microbiology & biotechnology*, 10, 495-504, 1994.
- 497 Volkman, J., Johns, R., Gillan, F., Perry, G., and Bavor, H.: Microbial lipids of an intertidal
498 sediment—I. Fatty acids and hydrocarbons, *Geochimica et Cosmochimica Acta*, 44,
499 1133-1143, 1980.
- 500 Wakeham, S. G.: Monocarboxylic, dicarboxylic and hydroxy acids released by sequential
501 treatments of suspended particles and sediments of the Black Sea, *Organic*
502 *Geochemistry*, 30, 1059-1074, 1999.
- 503 Wakeham, S. G., Pease, T. K., and Benner, R.: Hydroxy fatty acids in marine dissolved
504 organic matter as indicators of bacterial membrane material, *Organic*
505 *Geochemistry*, 34, 857-868, 2003.
- 506 Walters, M., Milton, D., Larsson, L., and Ford, T.: Airborne environmental endotoxin: a
507 cross-validation of sampling and analysis techniques, *Applied and environmental*
508 *microbiology*, 60, 996-1005, 1994.
- 509 Westphal, O.: Bacterial endotoxins (part 1 of 2), *International Archives of Allergy and*
510 *Immunology*, 49, 1-21, 1975.
- 511 Wilkinson, S. (Ed.): *Gram-negative bacteria-Microbial Lipids*, 1988.
- 512 Yamamoto, S., Kawamura, K., and Seki, O.: Long-range atmospheric transport of terrestrial
513 biomarkers by the Asian winter monsoon: Evidence from fresh snow from Sapporo,
514 northern Japan, *Atmospheric Environment*, 45, 3553-3560, 2011.
- 515 Zelles, L.: Phospholipid fatty acid profiles in selected members of soil microbial
516 communities, *Chemosphere*, 35, 275-294, 1997.
- 517 Zelles, L. and Bai, Q. Y.: Fatty acid patterns of phospholipids and lipopolysaccharids in
518 environmental samples, *Chemosphere*, 28, 391-411, 1994.
- 519 Zhang, Z., Metzger, P., and Sachs, J. P.: Bound lipid biomarkers in sediments from El Junco
520 Lake, Galápagos Islands, *Organic Geochemistry*, 75, 122-128, 2014.

521 **Table 1.** Mass concentrations (in ng kg⁻¹) of α -, β - and ω -Hydroxy fatty acids (FAs) measured in snow samples (N=5) collected from Sapporo
 522 during winter 2010.

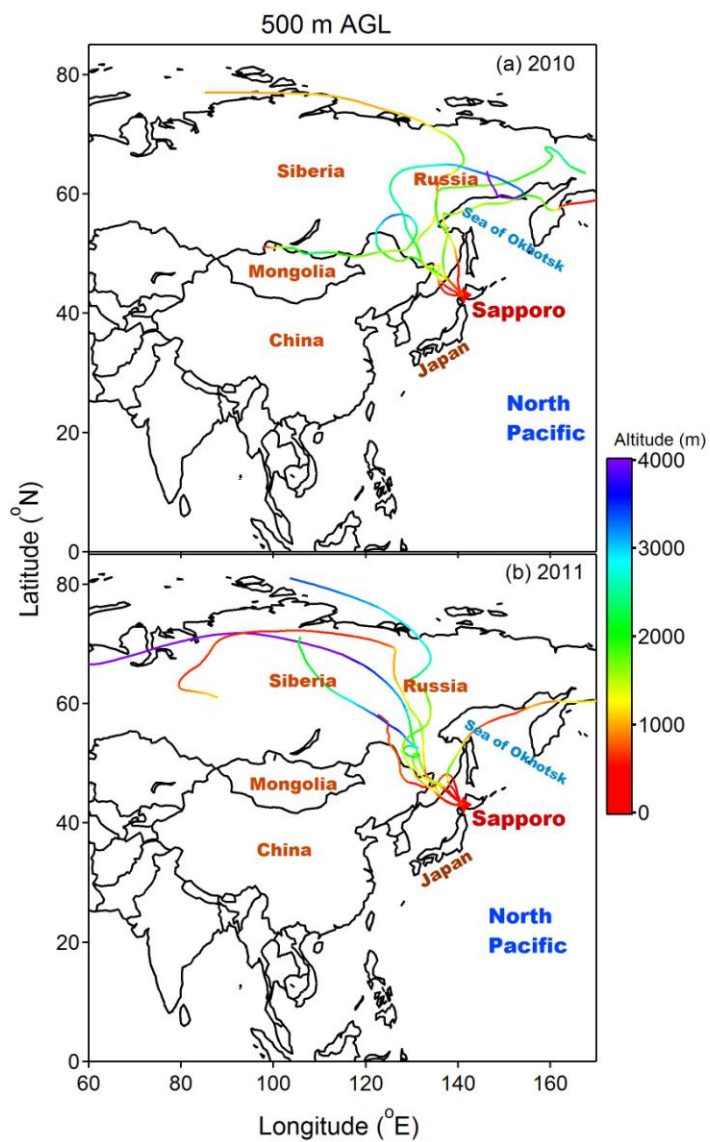
		2010								
C- number	α -Hydroxy FAs			β -Hydroxy FAs			ω -Hydroxy FAs			
	range	mean \pm S.E.	median	range	mean \pm S.E.	median	range	mean \pm S.E.	median	
523	C ₉	b.d.-7.1	2.4 \pm 1.3	1.7	0.5-2.7	1.8 \pm 0.47	2	b.d.-1.7	0.97 \pm 0.4	1.4
524	C ₁₀	b.d.-37.3	14.6 \pm 7.6	10.9	1.7-6.5	4.6 \pm 1.2	5.1	b.d.-5.1	1.7 \pm 1.1	0
	C ₁₁	b.d.-35.1	21 \pm 6.5	21.1	3.4-7.9	6.1 \pm 0.8	6.2	b.d.-6.4	2.2 \pm 1.4	0
525	C ₁₂	b.d.-46.7	25.3 \pm 7.8	22.6	8-10.1	9.2 \pm 0.4	9.8	b.d.-95.6	47.2 \pm 17.8	32.7
526	C ₁₃	b.d.-45.2	20 \pm 7.3	18	3.5-11.9	7.1 \pm 1.8	6	b.d.-5.1	3.7 \pm 0.9	4.4
	C ₁₄	b.d.-53.4	27.1 \pm 8.5	27.6	16.6-40.9	23.5 \pm 4.4	19.6	b.d.-196.7	101 \pm 34.7	79.8
527	C ₁₅	b.d.-44	18.6 \pm 7.2	16.4	2.9-10.8	6.8 \pm 1.4	6.7	b.d.-17	9.6 \pm 3.1	12.8
528	C ₁₆	b.d.-139	89.2 \pm 23.6	97.8	21.7-79.4	45.1 \pm 9.4	4.4	2.3-754.1	296 \pm 129	256.3
	C ₁₇	b.d.-26.5	12.4 \pm 4.4	10	3.1-10.7	7.5 \pm 1.3	8.4	b.d.-12.6	7.1 \pm 2	8.1
529	C ₁₈	b.d.-44.7	26.2 \pm 8.1	26.3	23.4-52.3	33.5 \pm 6.6	29.1	b.d.-43.9	21.2 \pm 6.9	21
530	C ₁₉	b.d.-20.1	11.5 \pm 3.4	11.5	5.3-21.7	10.4 \pm 3.8	7.3	b.d.-12.2	5.5 \pm 2	5.7
	C ₂₀	b.d.-46.6	25 \pm 7.8	21.5	14.4-120	48.3 \pm 25	29.2	0.2-45.6	17.2 \pm 7.6	13.5
531	C ₂₁	b.d.-21.1	12.1 \pm 3.7	11.2	5.6-28.8	14.8 \pm 5.4	13	b.d.-8.7	3.6 \pm 1.4	3
	C ₂₂	b.d.-73.7	40.8 \pm 13.1	37.7	11.2-30.4	19.5 \pm 4.1	18.2	b.d.-318	96.4 \pm 56.5	50.7
532	C ₂₃	b.d.-32.8	18.5 \pm 5.8	18.3	2.8-33.9	13.2 \pm 7.1	8.1	b.d.-9.2	3.8 \pm 1.6	3.6
533	C ₂₄	b.d.-145	64 \pm 25	56.8	6.2-29	15 \pm 5.1	12.3	b.d.-72.4	24.1 \pm 12.7	13
	C ₂₅	b.d.-39.1	18.4 \pm 6.7	15.4	1.4-17.4	7.7 \pm 3.4	5.9	b.d.-2.6	1.02 \pm 0.5	1.2
534	C ₂₆	b.d.-49.3	18.6 \pm 9	15.8	b.d.-18	7.5 \pm 3.8	6	b.d.-3.2	0.6 \pm 0.6	0
535	C ₂₇	b.d.-14.4	4.4 \pm 2.8	1.1	b.d.-2.7	0.7 \pm 0.7	0	b.d.-0.2	0.03 \pm 0.03	0
536	C ₂₈	b.d.-10.9	4 \pm 2.5	0	b.d.-1.6	0.3 \pm 0.3	0			
	C ₂₉	b.d.-0.54	0.1 \pm 0.1	0						
537	C ₃₀	b.d.-0.32	0.06 \pm 0.06	0						
	Total	432-774	593 \pm 88	582	70-379	247 \pm 52	252	2-1411	643 \pm 228	530

538 **Note:** b.d.= below detection limit ≤ 0.02 ng kg⁻¹; S.E. (Standard Error) = $\sigma/N^{1/2}$, where σ refers to standard deviation of total samples
 539 (N).

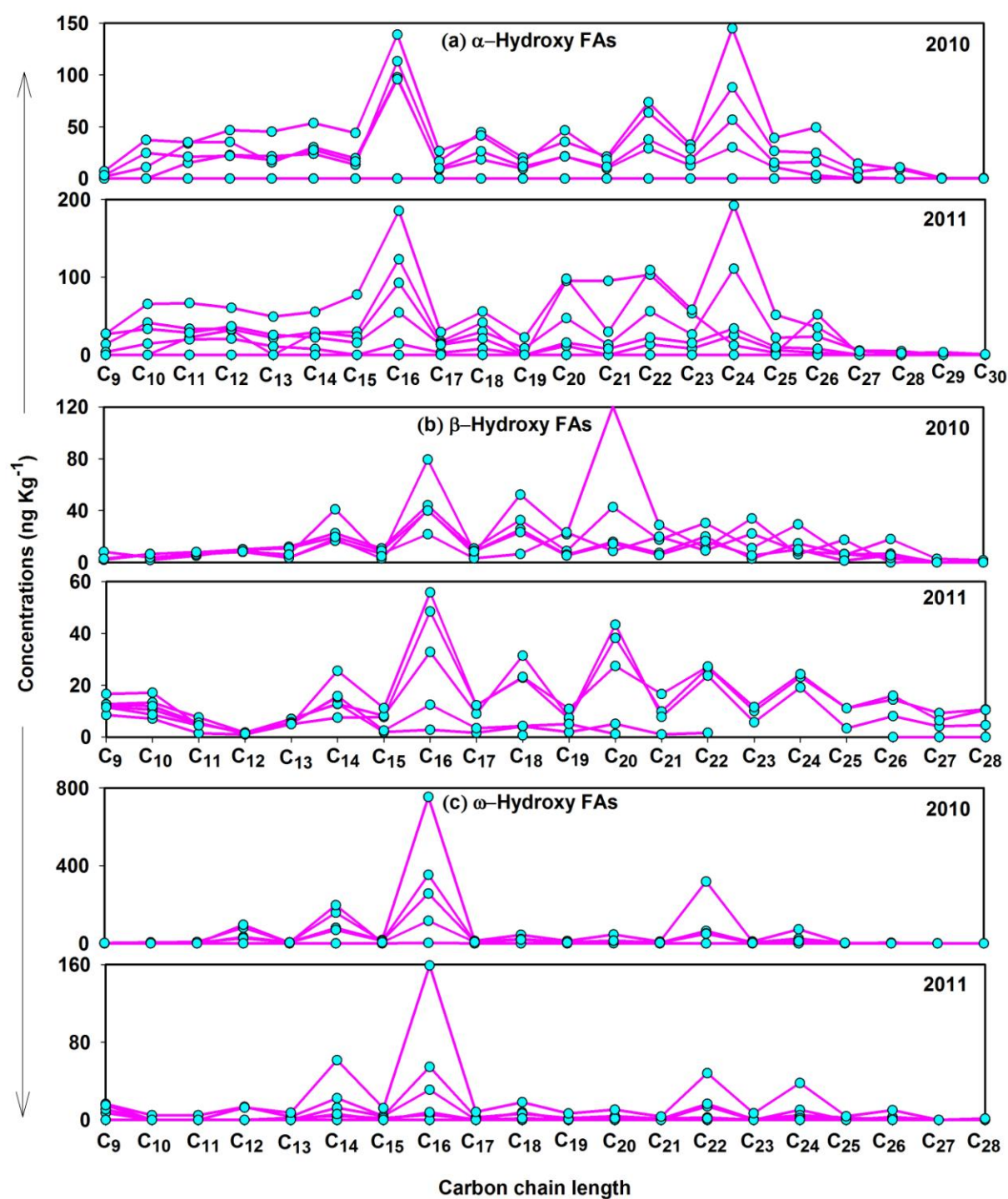
540 **Table 2.** Mass concentrations (in ng kg⁻¹) of α -, β - and ω -Hydroxy fatty acids (FAs) measured in snow samples (N=6) collected from Sapporo
 541 during winter 2011.

C-number	2011								
	α -Hydroxy FAs			β -Hydroxy FAs			ω -Hydroxy FAs		
	range	mean \pm S.E.	median	range	mean \pm S.E.	median	range	mean \pm S.E.	median
C ₉	b.d.-27.2	14.2 \pm 5.7	13.8	1-8.5	5.1 \pm 1.3	6	b.d.-16.4	11.0 \pm 2.6	12.9
C ₁₀	b.d.-65.4	30.9 \pm 11.2	33.3	1.7-12.7	8.1 \pm 1.8	8.8	b.d.-4.7	0.8 \pm 0.8	0
C ₁₁	19.8-66.6	34.2 \pm 8.5	28.5	1.7-13.3	9.2 \pm 1.9	10.1	b.d.-4.7	0.8 \pm 0.8	0
C ₁₂	20.7-60.4	36.5 \pm 6.6	32.9	1.3-15.3	8.7 \pm 2.2	8.8	b.d.-13.4	4.3 \pm 2.7	0
C ₁₃	b.d.-49.2	21.5 \pm 8.2	21.8	4.5-15.8	9.1 \pm 2.1	8.6	b.d.-7.3	2.1 \pm 1.2	1
C ₁₄	7.5-55.3	28.6 \pm 7.7	28.4	4.5-25.5	13.7 \pm 4	16.6	b.d.-61.5	17.7 \pm 9.3	9.1
C ₁₅	b.d.-77.6	29.2 \pm 13.1	23.3	1.9-11.1	6.3 \pm 1.8	7.7	b.d.-12.1	4.0 \pm 2.2	3.9
C ₁₆	14.3-186	94.0 \pm 29.3	92.5	2.8-55.8	30.5 \pm 10.2	32.8	b.d.-159	42.9 \pm 24.7	19.4
C ₁₇	2.8-29.3	15.3 \pm 4.3	14.5	1.6-12.2	7.7 \pm 2.2	9	b.d.-8.2	1.9 \pm 1.3	0.3
C ₁₈	8.0-55.8	31.3 \pm 8.2	29.9	0.6-31.4	14.4 \pm 5.3	13.6	b.d.-18.2	5.8 \pm 2.8	3.9
C ₁₉	b.d.-22.4	6.2 \pm 4.4	0	1.9-10.9	6.5 \pm 1.5	7.1	b.d.-6.5	1.5 \pm 1.0	0.5
C ₂₀	11.5-97.9	53.5 \pm 18.6	47.3	1.2-43.4	23 \pm 8.6	27.4	b.d.-10.5	3.3 \pm 1.5	2.3
C ₂₁	b.d.-95.2	29.1 \pm 17.2	13	1.0-16.6	8.8 \pm 3.2	8.8	b.d.-3.4	1.0 \pm 0.5	0.6
C ₂₂	13.4-109	60.8 \pm 19.9	56.1	1.6-27.2	19.8 \pm 6.1	25.2	b.d.-48.1	13.7 \pm 7.4	8.2
C ₂₃	8.1-58.1	32.2 \pm 10.1	26.3	5.7-11.6	9.1 \pm 1.7	10	b.d.-6.8	1.2 \pm 1.1	0
C ₂₄	12.3-92.2	74.9 \pm 34	34	19.1-24.3	22.2 \pm 1.6	23.1	b.d.-38	9.1 \pm 6.0	3.2
C ₂₅	2.6-51.3	18.4 \pm 8.9	9.8	3.3-11.1	8.5 \pm 2.6	11.1	b.d.-3.7	1.0 \pm 0.6	0
C ₂₆	2.6-52.0	24.2 \pm 9	23.5	b.d.-15.9	6.4 \pm 3.1	4	b.d.-10	2.2 \pm 1.6	0.1
C ₂₇	b.d.-5.6	2 \pm 1.3	0	b.d.-9.2	3.3 \pm 1.6	2.1			
C ₂₈	b.d.-4.8	1.4 \pm 0.9	0	b.d.-10.6	4.3 \pm 2.1	2.3	b.d.-1.4	0.2 \pm 0.2	0
C ₂₉	b.d.-3.35	0.7 \pm 0.67	0						
C ₃₀	b.d.-0.60	0.12 \pm 0.12	0						
Total	169-1279	639 \pm 187	651	6-354	179 \pm 64	170	27-422	149 \pm 73	102

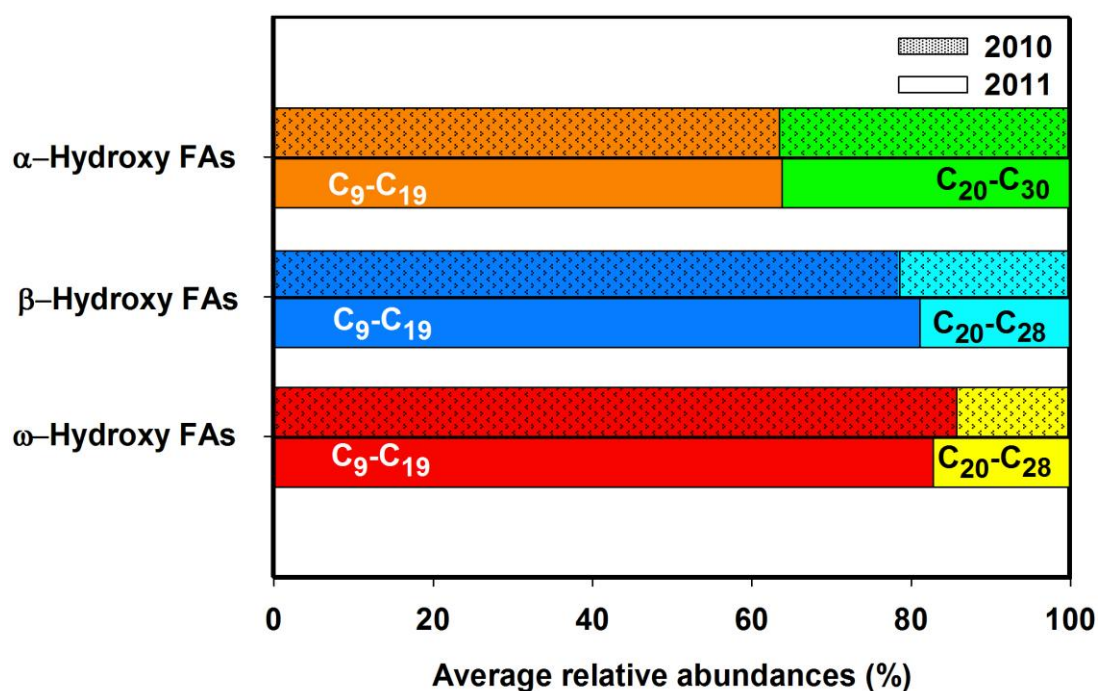
Note: b.d.= below detection limit ≤ 0.06 ng kg⁻¹. S.E. (Standard Error) = $\sigma/N^{1/2}$, where σ refers to standard deviation of total samples (N).



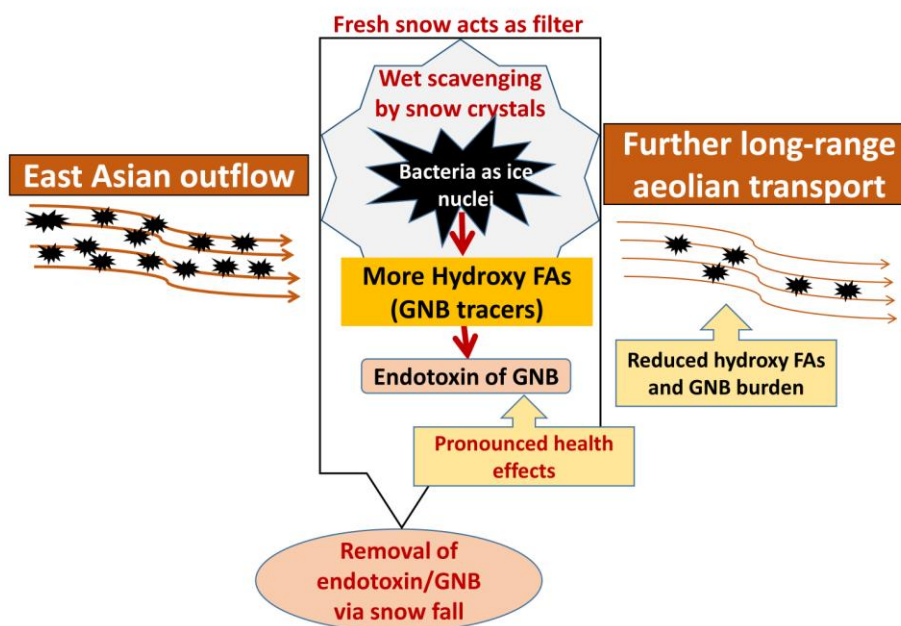
542 **Figure. 1.** Air mass back trajectory cluster at an arrival height of 500 m AGL (above ground
 543 level) for the sampling days in (a) winter 2010 and (b) winter 2011.



544 **Figure 2.** Molecular distributions of (a) α -Hydroxy fatty acids (FAs) (C₉-C₃₀), (b) β -Hydroxy
 545 FAs (C₉-C₂₈) and, (c) ω -Hydroxy FAs (C₉-C₂₈) in the snow samples collected from Sapporo
 546 during winter 2010 and 2011.



547 **Figure. 3.** Bar graph, showing the relative abundances of low molecular weight (C₉-C₁₉), and
 548 high molecular weight fatty acids (C₂₀-C₃₀ for α-Hydroxy; C₂₀-C₂₈ for β- and ω-Hydroxy) in
 549 their total mass for the snow samples collected during winter 2010 and 2011. The upper and
 550 lower horizontal bars for each type of hydroxy fatty acids indicate the data for 2010 and 2011,
 551 respectively.



552 **Figure 4.** Conceptual model to explain the scavenging of hydroxy fatty acids (FAs) by fresh
 553 snow in the free troposphere. Snow fall in north Japan acts as a filter in reducing the hydroxy
 554 FAs (tracers of Gram-negative bacteria; GNB), which in turn results in the removal of
 555 endotoxin from the atmosphere and reduction in their health effects during long-range aeolian
 556 dust transport.

Hydroxy fatty acids in fresh snow samples from northern Japan: Long-range atmospheric transport of Gram-negative bacteria by Asian winter monsoon

Poonam Tyagi^{1,2}, Shinya Yamamoto^{2,3}, Kimitaka Kawamura^{2,*}

¹Graduate School of Environmental Science, Hokkaido University, Sapporo, Japan

²Institute of Low Temperature Science, Hokkaido University, Sapporo, Japan,

³now at Mount Fuji Research Institute, Yamanashi, Japan

*Corresponding author: kawamura@lowtem.hokudai.ac.jp

Table S1: Two-tailed unpaired *t* test to ascertain the statistical significance of ratio of relative abundances of even to odd carbon numbered hydroxy FAs in snow samples collected from the Sapporo between winter-2010 and 2011.

even/odd	2010	2011	t-score, df, P-value
α -hydroxy FAs	2.4 ± 0.3	2.2 ± 0.3	1.4, 7, > 0.05
β -hydroxy FAs	2.9 ± 0.8	1.8 ± 0.6	2.5, 9, < 0.05
ω -hydroxy FAs	15.8 ± 4.5	3.2 ± 1.8	5.8, 7, < 0.05

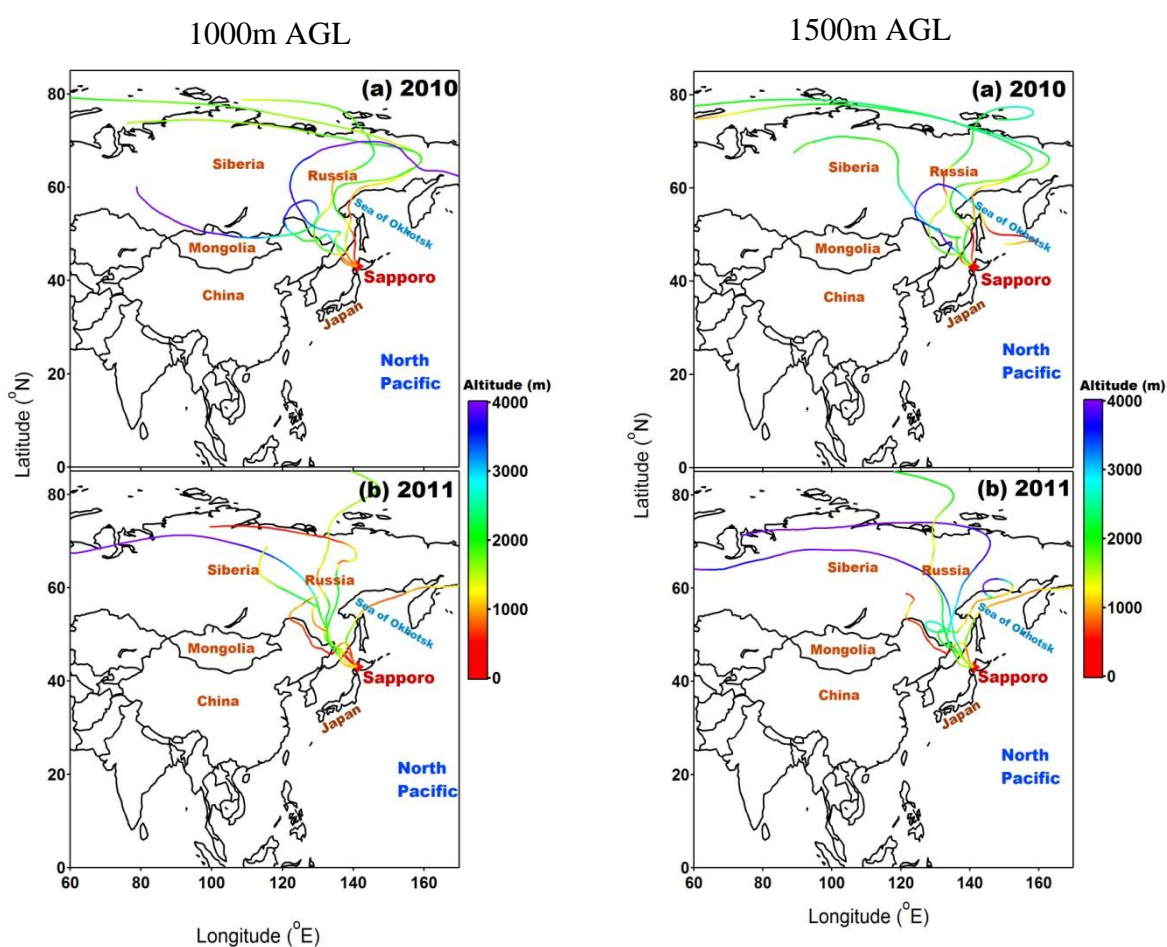


Figure S1. Air mass back trajectory cluster at an arrival heights of 1000 and 1500m AGL (above ground level) for the sampling days in (a) winter 2010 and (b) winter 2011.