

Biogeosciences Discussions is the access reviewed discussion forum of *Biogeosciences*

**Marine phosphorus
cycle: sensitivity to
oceanic circulation**

C. P. Slomp and P. Van
Cappellen

The global marine phosphorus cycle: sensitivity to oceanic circulation

C. P. Slomp and P. Van Cappellen

Department of Earth Sciences – Geochemistry, Faculty of Geosciences, Utrecht University,
P.O. Box 80021, 3508 TA Utrecht, The Netherlands

Received: 4 September 2006 – Accepted: 16 September 2006 – Published: 5 October 2006

Correspondence to: C. P. Slomp (slomp@geo.uu.nl)

Title Page

Abstract

Introduction

Conclusions

References

Tables

Figures

⏪

⏩

◀

▶

Back

Close

Full Screen / Esc

Printer-friendly Version

Interactive Discussion

Abstract

A new mass balance model for the coupled marine cycles of phosphorus (P) and carbon (C) is used to examine the relationships between oceanic circulation, primary productivity, and sedimentary burial of reactive P and particulate organic C (POC), on geological time scales. The model explicitly represents the exchanges of water and particulate matter between the continental shelves and the open ocean, and it accounts for the redox-dependent burial of POC and the various forms of reactive P (iron(III)-bound P, particulate organic P (POP), authigenic calcium phosphate, and fish debris). Steady state and transient simulations indicate that a slowing down of global ocean circulation decreases primary production in the open ocean, but increases that in the coastal ocean. The latter is due to increased transfer of soluble P from deep ocean water to the shelves, where it fuels primary production and causes increased reactive P burial. While authigenic calcium phosphate accounts for most reactive P burial ocean-wide, enhanced preservation of fish debris may become an important reactive P sink in deep-sea sediments during periods of ocean anoxia. Slower ocean circulation globally increases POC burial, because of enhanced POC preservation under anoxia in deep-sea depositional environments and higher primary productivity along the continental margins. In accordance with geological evidence, the model predicts increased accumulation of reactive P on the continental shelves during and following periods of ocean anoxia.

1 Introduction

Phosphorus (P) is a key nutrient element in marine biogeochemistry. Consequently, insight into the various forcings and functioning of the marine P cycle is needed to understand long-term variations in marine biological activity, atmospheric composition and climate (Holland, 1984; Van Cappellen and Ingall, 1996; Petsch and Berner, 1998; Bjerrum and Canfield, 2002). Important forcings include the supply of reactive P from

BGD

3, 1587–1629, 2006

Marine phosphorus cycle: sensitivity to oceanic circulation

C. P. Slomp and P. Van Cappellen

Title Page

Abstract

Introduction

Conclusions

References

Tables

Figures

⏪

⏩

◀

▶

Back

Close

Full Screen / Esc

Printer-friendly Version

Interactive Discussion

the continents, oceanic circulation and sea level fluctuations (Föllmi, 1996; Compton et al., 2000; Handoh and Lenton, 2003; Wallmann, 2003; Bjerrum et al., 2006).

Upward transport of nutrient-rich water sustains biological activity in marine surface waters. Vertical mixing, however, also controls the ventilation of the deeper ocean waters, which in turn has a major effect on the sedimentary burial of phosphorus. An expansion of anoxic bottom waters in the deep ocean, as a result of decreased vertical mixing, increases the concentration of dissolved phosphate below the thermocline, because of a lower burial efficiency of reactive phosphorus phases (Ingall et al., 1993; Ingall and Jahnke, 1997; Colman and Holland, 2000; Slomp et al., 2002). The increased concentrations of soluble P may offset the drop in vertical mixing rates, possibly even causing phosphorus-limited ocean primary production to increase during periods of ocean stagnation (Van Cappellen and Ingall, 1994; Wallmann, 2003). Hence, redox-sensitive burial of reactive P in marine sediments has been proposed as a feedback mechanism involved in the occurrence of oceanic anoxic events, or OAEs (Kuypers, 2001; Nederbragt et al., 2004).

Previous global-scale modeling studies of the response of the coupled marine cycles of carbon (C) and phosphorus to changes in oceanic circulation and water column ventilation do not explicitly account for the role of the continental margins (Van Cappellen and Ingall, 1994; Wallmann, 2003; Nederbragt et al., 2004). Yet, in the modern ocean, up to 70–90% of burial of organic matter and reactive phosphorus takes place in nearshore environments and on the continental shelves (Bernier, 1982; Ruttenberg, 1993; Howarth et al., 1995). This oceanic compartment therefore exerts a major influence on land-ocean interactions, nutrient recycling and global marine productivity (Walsh, 1991; Mackenzie et al., 1993; Wollast, 1993; Ver et al., 1999).

In this paper, we analyze the sensitivity of the coupled biogeochemical cycles of P and C to changes in oceanic circulation, using a 4-box ocean model where exchanges of water and particulate matter between the continental shelves and the open ocean are explicitly represented. The results are compared to those obtained with the 1-box ocean model of Van Cappellen and Ingall (1996), in order to assess the respective roles

Marine phosphorus cycle: sensitivity to oceanic circulation

C. P. Slomp and P. Van Cappellen

Title Page

Abstract

Introduction

Conclusions

References

Tables

Figures

◀

▶

◀

▶

Back

Close

Full Screen / Esc

Printer-friendly Version

Interactive Discussion

of the continental margins and the open ocean in long-term variations of marine biological productivity. In particular, the simulations show that changes in oceanic circulation may induce marked shifts in primary productivity and burial of reactive phosphorus between the coastal and open ocean domains.

2 Model description

The 4-box ocean model represents the cycling of reactive forms of P and includes the relevant parts of the water, carbon (C) and oxygen (O₂) cycles. Initial reservoir sizes and steady state fluxes are estimated for the modern, pre-anthropogenic ocean system. The model combines and extends concepts from previous modeling studies on global nutrient cycling (Mackenzie et al., 1993; Van Cappellen and Ingall, 1994; Ver et al., 1999; Rabouille et al., 2001).

2.1 Water cycle

The continental margins and the open ocean are each divided into two zones, giving a total of four physical ocean boxes (Fig. 1): (1) the proximal zone, which comprises the part of the coastal ocean directly influenced by river input and includes large bays, the open water part of estuaries, deltas, inland seas, and coastal salt marshes, (2) the distal zone, where element recycling and upwelling are quantitatively more important than river input and which includes the open continental shelves (average water depth 130 m), (3) the mixed surface layer of the open ocean (average depth 150 m) and (4) the deep ocean.

The amount of water in the proximal and distal ocean reservoirs is relatively small compared to that of the open ocean (Table 1). All water is assumed to enter the proximal coastal zone through rivers and to leave the ocean through evaporation (Fig. 1). Initial river and upwelling water fluxes are obtained from the literature (Table 1); all other water fluxes are then defined by mass balance constraints. The large water fluxes

Marine phosphorus cycle: sensitivity to oceanic circulation

C. P. Slomp and P. Van Cappellen

Title Page

Abstract

Introduction

Conclusions

References

Tables

Figures

⏪

⏩

◀

▶

Back

Close

Full Screen / Esc

Printer-friendly Version

Interactive Discussion

in Fig. 1 reflect the vigorous thermohaline circulation characterizing the present-day ocean.

Changes in circulation are imposed by multiplying the water fluxes representing coastal and oceanic upwelling by the non-dimensional parameters $f_{\text{mix}}^{\text{cst}}$ and $f_{\text{mix}}^{\text{oce}}$, respectively. The parameters are initially set to 1. Because the total volume of water in the oceans is kept constant, changes in $f_{\text{mix}}^{\text{cst}}$ and $f_{\text{mix}}^{\text{oce}}$ automatically result in readjustments of oceanic downwelling and the water flow from the distal coastal ocean to the open ocean. The simulations presented in this paper focus on the biogeochemical consequences of reduced global scale ocean circulation, that is when $f_{\text{mix}}^{\text{cst}}$ and $f_{\text{mix}}^{\text{oce}}$ become smaller than 1.

2.2 C, O₂ and P cycles

Particulate organic carbon (POC) is the only carbon phase included in the model; it is entirely associated with living and detrital marine biomass (Table 2). Terrestrial organic matter entering the oceans is assumed to be refractory, and is not explicitly represented in the model. The processes affecting the water column POC masses are primary production, mineralization, burial in sediment and transfer between ocean reservoirs (Table 2).

For dissolved oxygen (O₂), only changes in the content of the deep oceanic reservoir are considered (Table 3). This implies that efficient exchange of oxygen with the atmosphere is assumed to keep shelf areas and surface waters fully oxic during periods of increased primary productivity (Rabouille et al., 2001) or decreased oceanic circulation. Deep ocean O₂ is replenished through downwelling and removed through upwelling and aerobic respiration (Table 3). When O₂ is depleted, anaerobic organic matter degradation leads to the formation of reduced substances (RS, in units of oxygen equivalents). These reduced substances (e.g. sulfides) can be removed through burial as solid phases in the sediment, upwelling to surface waters or oxidation by downwelling O₂.

Reactive phosphorus in the water column is present under three forms: particulate

Marine phosphorus cycle: sensitivity to oceanic circulation

C. P. Slomp and P. Van Cappellen

Title Page

Abstract

Introduction

Conclusions

References

Tables

Figures

⏪

⏩

◀

▶

Back

Close

Full Screen / Esc

Printer-friendly Version

Interactive Discussion

organic phosphorus (POP), biogenic calcium phosphate in fish hard parts (Fish-P), and soluble reactive phosphorus (SRP) (Fig. 2; Table 4). All POP is assumed to be associated with living marine biomass or biogenic detritus. SRP comprises both dissolved organic and inorganic P. The processes affecting the marine cycle of reactive P are river input, primary production, mineralization of biomass, production and dissolution of fish hard parts, transfer among water column reservoirs, and removal into the sediments. The latter includes burial of POP and Fish-P that escape degradation, but also burial of P that is bound to authigenic ferric iron oxides (FeP) or that has precipitated as authigenic carbonate fluorapatite (CaP) (Fig. 2). Note that the riverine SRP flux includes the contribution of SRP solubilized from particulate reactive P upon entering the coastal zone (Table 4).

2.3 Water column biogeochemical dynamics

The standard process descriptions for C, O₂ and P cycling in the oceans rely on simple first-order rate expressions. That is, for a given chemical constituent, the rate of transformation in a particular ocean reservoir, or the export flux from that reservoir, is linearly related to the mass of the constituent in the reservoir. This approach, which is commonly used in global biogeochemical modeling (Lasaga, 1980; Chameides and Perdue, 1997), limits the number of adjustable model parameters, while still allowing for an assessment of the dynamic response of the system to perturbations (e.g. Mackenzie et al., 1993; Mackenzie, 1998; Ver et al., 1999). Process descriptions relying on deviating rate formulations are discussed explicitly in what follows.

In order to constrain the biogeochemical consequences of changes in ocean circulation, the fluxes describing the transfers of C, P and O₂ between the ocean reservoirs are directly coupled to the water cycle. Specifically, the flux of a given chemical species from one ocean reservoir to another is expressed as the product of the water flux between the reservoirs and the concentration of the chemical species in the source reservoir. For oceanic and coastal upwelling, however, this approach is only applied to soluble constituents.

Marine phosphorus cycle: sensitivity to oceanic circulation

C. P. Slomp and P. Van Cappellen

Title Page

Abstract

Introduction

Conclusions

References

Tables

Figures

⏪

⏩

◀

▶

Back

Close

Full Screen / Esc

Printer-friendly Version

Interactive Discussion

Marine phosphorus cycle: sensitivity to oceanic circulation

C. P. Slomp and P. Van Cappellen

Title Page

Abstract

Introduction

Conclusions

References

Tables

Figures

◀

▶

◀

▶

Back

Close

Full Screen / Esc

Printer-friendly Version

Interactive Discussion

It has been postulated that on geological times scales marine biological productivity is primarily limited by the availability of nutrient phosphorus (e.g. Holland, 1984; Tyrrell, 1999). Hence, in the model, primary production rates in the proximal coastal zone (CF1), the distal coastal zone (CF5) and the surface open ocean (CF9) are assumed to be proportional to the amounts of soluble reactive phosphorus (SRP) in the corresponding reservoirs (P1, P4 and P7). Uptake fluxes of SRP into new biomass (PF2, PF12, PF22) are related to the primary production rates via the Redfield ratio (C:P=106:1).

Removal of POC to sediments of the proximal and distal coastal zones (CF3 and CF7), as well as vertical export of POC to the deeper waters in the open ocean (CF11), are expressed as fractions of the sum of the corresponding primary production rates and, for the distal zone and surface ocean, the input of POC from the adjacent landward reservoir. The fractions are derived from the estimated initial fluxes (Table 2), and are assumed to remain constant in the simulations.

During times when anoxic bottom waters are prevalent, aerobic respiration in the oceans may become limited by the availability of O_2 . The dependence of the rate of aerobic respiration (in units of O_2 equivalents) on both organic matter and O_2 availability in the deep ocean is captured by the following rate expression:

$$AER = k_{CF12} \times C_4 \times \left(\frac{[O_2]}{[O_2] + K_{O_2}} \right) \times (O_2/C)_{Redfield} \quad (1)$$

where $[O_2]$ is the average O_2 concentration below the mixed surface layer, K_{O_2} ($=0.1 \mu M$) corresponds to the O_2 concentration below which aerobic respiration effectively shuts down, and $(O_2/C)_{Redfield}$ ($=138:106$) is the molar Redfield ratio relating O_2 consumption to C mineralization during aerobic respiration.

When O_2 becomes depleted, reduced soluble substances (RS, units of O_2 equivalents) may accumulate in the water column. The production of RS below the mixed

surface layer, as a result of anaerobic degradation processes is calculated as:

$$\text{ANAER} = k_{\text{CF12}} \times C_4 \times \left(1 - \frac{[\text{O}_2]}{[\text{O}_2] + K_{\text{O}_2}} \right) \times (\text{O}_2/\text{C})_{\text{Redfield}} \quad (2)$$

The rate equations describing the subsequent fate of RS assume a behavior similar to that expected for free sulfides, which make up the bulk of RS. Thus, the removal of RS as solid phases by burial in sediments is included via a chemical precipitation rate expression:

$$\text{RSBUR} = k_{\text{prec}} \times \left(\frac{[\text{RS}]}{[\text{RS}]_0 - 1} \right) \times W_4 \quad \text{when } [\text{RS}] \geq [\text{RS}]_0 \quad (3)$$

where $[\text{RS}]$ is the concentration in the deep ocean reservoir, and $k_{\text{prec}} = 1 \times 10^{-3} \text{ mol m}^{-3} \text{ yr}^{-1}$ (Boudreau, 1997). The threshold concentration $[\text{RS}]_0$ that must be exceeded for precipitation to take place is set at 0.03 mM, which is in accordance with the lower end of the range of dissolved sulfide concentrations observed in the Black Sea (Neretin et al., 2003). As anoxic conditions expand, an increasing fraction of O_2 transported by downwelling to the ocean's interior is consumed by the reoxidation of RS, which is described by a bimolecular rate law:

$$\text{RSOX} = k_{\text{ox}} \times [\text{O}_2] \times [\text{RS}] \times W_4 \quad (4)$$

with $k_{\text{ox}} = 1 \times 10^8 \text{ mol m}^{-3} \text{ yr}^{-1}$ (Boudreau, 1997; Van Cappellen and Wang, 1996).

2.4 Redox-dependent burial of reactive P and organic C

On geological time scales, reactive P burial in marine sediment plays a key role in controlling ocean biogeochemistry and atmospheric composition (e.g. Holland, 1984; Van Cappellen and Ingall, 1996; Handoh and Lenton, 2003). A dependence of burial of reactive P associated with ferric iron oxides (FeP) on bottom water oxygenation is generally accepted. Depletion of O_2 causes the reductive dissolution of reactive ferric

Marine phosphorus cycle: sensitivity to oceanic circulation

C. P. Slomp and P. Van Cappellen

Title Page

Abstract

Introduction

Conclusions

References

Tables

Figures

⏪

⏩

◀

▶

Back

Close

Full Screen / Esc

Printer-friendly Version

Interactive Discussion

iron oxides, hence releasing the sorbed P as SRP (e.g. Colman and Holland, 2000). This effect is included in the model via a simple linear correction of the burial flux of FeP (PF33) for changes in the oxygen content of the deep ocean reservoir:

$$PF33 = (PF33)_{t=0} \times \frac{[O_2]}{[O_2]_{t=0}} \quad (5)$$

Since the original study of Ingall et al. (1993), evidence for the redox dependence of the burial of organic P (POP) in marine sediments has been accumulating (Van Cappellen and Ingall, 1996; Ingall and Jahnke, 1997; Slomp et al., 2002; Van Cappellen and Slomp, 2002; Tamburini et al., 2002; Ingall et al., 2005; Fig. 3). In particular, data from eastern Mediterranean sediments clearly illustrate the decreased burial efficiency of POP during times of water column anoxia, while at the same time the preservation of POC increases (Slomp et al., 2002, 2004). Here, we adopt a conservative estimate of the sensitivity of POP burial to water column oxygenation, by assuming that anoxia may reduce the POP burial flux (PF31) by up to 25%. Burial of POP is further assumed to be proportional to the export flux from the surface ocean (PF27):

$$PF31 = f_{PF31} \times PF27 \times \left(0.75 + 0.25 \frac{[O_2]}{[O_2]_{t=0}} \right) \quad (6)$$

where f_{PF31} is the fraction of the export flux of P from the surface ocean that is ultimately buried in the modern, fully oxic ocean.

The burial flux of POC in the deep ocean is coupled to that of POP via the organic matter C to P burial ratio. In many ancient and modern sediments, organic matter accumulating under anoxic conditions is characterized by molar C:P ratios that significantly exceed the Redfield value (Ingall et al., 1993, 2005; Filippelli, 2001; Slomp et al., 2002, 2004). To account for this redox-effect, we use the following equation derived from Van Cappellen and Ingall (1994):

$$(POC : POP)_{burial} = \frac{(C/P)_{oxic} \times (C/P)_{anoxic}}{\frac{[O_2]}{[O_2]_{t=0}} \times (C/P)_{anoxic} + \left(1 - \frac{[O_2]}{[O_2]_{t=0}} \right) \times (C/P)_{oxic}} \quad (7)$$

Marine phosphorus cycle: sensitivity to oceanic circulation

C. P. Slomp and P. Van Cappellen

Title Page

Abstract

Introduction

Conclusions

References

Tables

Figures

◀

▶

◀

▶

Back

Close

Full Screen / Esc

Printer-friendly Version

Interactive Discussion

where $(C/P)_{\text{oxic}}$ and $(C/P)_{\text{anoxic}}$ are the end-member values for sedimentary organic matter buried under fully oxic and fully anoxic bottom waters, respectively. The value of $(C/P)_{\text{oxic}}$ is equal to 237, based on the independently estimated POP and POC burial rates in the deep sea (PF31 and CF13, Tables 2 and 4). The value of $(C/P)_{\text{anoxic}}$ is fixed at 1100, the maximum value measured for organic matter in eastern Mediterranean sapropel S1 (Slomp et al., 2004). Consequently, the burial efficiency (BE) of POC, defined as the percentage of the export flux of POC from the surface ocean that is buried in sediment, increases by up to a factor of ~ 3.7 when the deep ocean goes from fully oxic to fully anoxic. This is consistent with the observed dependence of organic carbon preservation on oxygen exposure in modern marine depositional environments (Hartnett et al., 1998). Note that the proposed model description allows for increased POC burial in the deep sea, even when open ocean primary productivity decreases.

More limited evidence suggests that burial of reactive P as calcium phosphate phases (CaP) also reflects water column oxygenation. According to selective extraction data from eastern Mediterranean (Slomp et al., 2002, 2004) and Arabian Sea sediments (Schenau and de Lange, 2000, 2001) anoxic bottom waters increase the preservation of phosphatic fish hard parts (Fish-P), but decrease that of authigenic carbonate fluorapatite (CaP). Both simulation results with and without redox-dependent burial of Fish-P and CaP are discussed below. For Fish-P, the burial flux (PF32) is assumed to be proportional to fish export from the surface ocean (PF28). With the optional redox dependence, the flux then becomes:

$$PF32 = f_{PF32} \times PF28 \times \left(1 - \frac{[O_2]}{[O_2]_{t=0}} \right) \quad (8)$$

with $f_{PF32} = 0.021$, which implies that only a small fraction of fish debris is preserved in marine sediments, in line with findings for the Arabian Sea (Schenau and de Lange, 2000).

Precipitation of authigenic CaP at the seafloor represents the main mechanism through which SRP released by the decomposition of organic matter is retained in the sediment (Ruttenberg and Berner, 1993; Filippelli and Delaney, 1996; Slomp et al.,

Marine phosphorus cycle: sensitivity to oceanic circulation

C. P. Slomp and P. Van Cappellen

Title Page

Abstract

Introduction

Conclusions

References

Tables

Figures

◀

▶

◀

▶

Back

Close

Full Screen / Esc

Printer-friendly Version

Interactive Discussion

1996; Anderson et al., 2001). Under anoxic bottom waters, this mechanism tends to be less effective, because SRP is regenerated in close proximity to the water-sediment interface, hence facilitating its escape to the water column (Slomp et al., 2002). In the redox-dependent CaP burial option we assume that ocean anoxia may lead to a reduction of up to 50% of the retention efficiency of SRP by CaP formation:

$$PF_{34} = f_{PF_{29}} \times PF_{29} \times \left(0.5 + 0.5 \frac{[O_2]}{[O_2]_{t=0}} \right) \quad (9)$$

where $f_{PF_{34}}$ corresponds to the fraction of SRP produced by the decomposition of organic matter that is converted into CaP in today's fully oxic ocean.

2.5 Equivalent 1-box ocean model

A new version of the 1-box model of the global marine C and P cycles of Van Cappellen and Ingall (1994) is derived to allow direct comparison of the results of the 1-box model to those of the 4-box model described in Sect. 2.1 to 2.4. The reservoir sizes and steady state fluxes of the original and the new version of the 1-box model are presented in Table 5. The main changes relative to the original model are (1) larger masses of oceanic POC and POP; (2) higher rates of oceanic primary production and POC burial; (3) a higher continental input and burial flux of reactive P and a modified contribution of the various POP, CaP and FeP forms to total reactive P burial.

All rate laws used in the new 1-box model are taken from Van Cappellen and Ingall (1994), except for those describing POC and POP burial fluxes. These are assumed to be redox-dependent according to Eqs. (6) and (7), except that the degree of anoxicity of the oceans (DOA; ranging from 0–1) is used rather than the O_2 concentration of the deep ocean water. DOA is defined by Van Cappellen and Ingall (1994) as:

$$DOA = 1 - k_{OA} \times \frac{V_{mix}}{F_{13}} \quad (10)$$

Title Page

Abstract

Introduction

Conclusions

References

Tables

Figures

⏪

⏩

◀

▶

Back

Close

Full Screen / Esc

Printer-friendly Version

Interactive Discussion

where k_{OA} is an apparent constant which is proportional to the average dissolved oxygen concentration of downwelling surface waters, v_{mix} (m y^{-1}) is the linear vertical mixing rate of the ocean (Van Cappellen and Ingall, 1994) and F_{13} is net oceanic primary productivity (Table 5). In Eqs. (6) and (7), $[\text{O}_2]/[\text{O}_2]_{t=0}$ is then replaced by (1-DOA). A non-dimensional mixing parameter f_{mix}^{oce} was derived by normalizing v_{mix} to the present-day mixing rate in the oceans (3 m y^{-1}). This allows direct comparison to the non-dimensional mixing parameters of the 4-box model (Sect. 2.1)

2.6 Numerical solution

The ordinary differential equations describing mass conservation in the models are solved using the MATLAB software (version 6.5). In the 4-box model, small round-off errors in the rate constants and proportionality constants cause slight shifts (generally $<0.4\%$) of the actual steady-state masses and fluxes from the values presented in Tables 1–4. The model is therefore run for several kyrs prior to imposing a perturbation, in order to ensure that the initial state truly represents steady state conditions. A typical simulation run takes about 10 s on a PC.

3 Results and discussion

The main objective of the model simulations is to determine how marine primary production and sedimentary burial of C and P respond when oceanic circulation decreases relative to present-day conditions. A slowing down of thermohaline circulation is frequently invoked to explain the appearance of global scale ocean anoxia in the geological past (e.g. Schlanger and Jenkyns, 1976; Hotinski et al., 2000; Erbacher et al., 2001), and is also considered to be a potential future consequence of anthropogenically-driven global warming (Broecker, 1997; IPCC, 2001). In order to highlight the roles of the continental margins and the exchanges of phosphorus between the coastal and open oceans, the response of the 4-box ocean model is com-

Marine phosphorus cycle: sensitivity to oceanic circulation

C. P. Slomp and P. Van Cappellen

Title Page

Abstract

Introduction

Conclusions

References

Tables

Figures

◀

▶

◀

▶

Back

Close

Full Screen / Esc

Printer-friendly Version

Interactive Discussion

pared to that of the new 1-box model (Sect. 2.5). Because some of the process descriptions and initial conditions deviate from those in the original 1-box ocean model of Van Cappellen and Ingall (1994), we first examine to what extent the steady state behaviours of the new and old 1-box models differ from one another.

5 3.1 One-box ocean models

As in the original 1-box ocean model of Van Cappellen and Ingall (1994, 1996), we assume that the carbon to phosphorus ratio of organic matter being buried in marine sediments reflects the redox conditions of the overlying water column (Eq. 7). The redox-dependence of buried $(C/P)_{org}$ is illustrated in Fig. 3, where existing data for
10 modern and geologically recent marine sediments are compiled. The differentiation of POC and POP burial between oxic and anoxic depositional environments is most pronounced at low sedimentation rates typical of the deep-sea, implying a dependence of $(C/P)_{org}$ on the duration and extent of the early diagenetic processing of organic matter. This is consistent with $(C/P)_{org}$ ratios measured by Filippelli (2001) on sediment
15 from a core collected in the anoxic part of Saanich Inlet (Fig. 3). The $(C/P)_{org}$ value is close to the Redfield ratio in the recently deposited core-top material, but increases significantly with depth in the core (Fig. 3).

In the original 1-box model for the coupled biogeochemical cycles of C, P and O_2 , the higher $(C/P)_{org}$ ratios buried under anoxic conditions were ascribed to a decreased
20 burial efficiency of organic P in marine sediments. The burial efficiency of POC was assumed independent of water column oxygenation. In this manner, the then still controversial issue of whether or not POC preservation in sediments is higher under anoxic bottom waters was avoided (Canfield, 1994). As a consequence, in the original model, changes in the POC burial flux were due only to variations in primary production. Since
25 then, the accumulating evidence has clearly established that POC preservation depends on the availability of oxygen (Hartnett et al., 1998; Hedges et al., 1999; Meile and Van Cappellen, 2005). Therefore, in the new model, the increase in $(C/P)_{org}$ under anoxia reflects the combined decrease in POP burial efficiency and increased burial

Marine phosphorus cycle: sensitivity to oceanic circulation

C. P. Slomp and P. Van Cappellen

Title Page

Abstract

Introduction

Conclusions

References

Tables

Figures

⏪

⏩

◀

▶

Back

Close

Full Screen / Esc

Printer-friendly Version

Interactive Discussion

efficiency of POC.

The steady state response of the original and new one-reservoir ocean models to decreasing ocean circulation are compared in Fig. 4. Note that some of the differences are due to differences in the initial estimates of primary production and burial fluxes for the modern ocean in the two models. It is therefore more meaningful to look at the relative trends in the output of the models. Some common features can be observed. In particular, decreased oceanic circulation, and thus decreased deep water ventilation, is accompanied by increased anoxia and an accumulation of SRP in the oceans' water column. The greater availability of SRP overcompensates the slower vertical water exchange rates and leads to higher oceanic primary productivity.

Thus, both models predict enhanced benthic regeneration of SRP under anoxic bottom waters, a feature which has been confirmed in modern marine environments by benthic chamber deployments (Ingall and Jahnke, 1997). The more efficient recycling of SRP is due to the lower retention of reactive P by iron oxides and organic matter in sediments. That is, with decelerating ocean circulation, the contribution of authigenic CaP to total reactive P burial increases, relative to that of POP and FeP (sink-switching). The main difference between the model outputs is that, in the new 1-box model, the decrease in POP burial with decreasing ocean ventilation is less pronounced, as enhanced preservation of POC now in part explains the drop in $(C/P)_{org}$. In other words, in the new model, enhanced POC preservation causes less sink-switching from POP to authigenic CaP.

3.2 One-versus four-box ocean models

The 1- and 4-box models show a very different response of the marine C and P cycles when the mixing parameters f_{mix}^{cst} and f_{mix}^{oce} are decreased simultaneously (Fig. 5). Although there is still a build-up of SRP in the (deep) oceanic waters in the 4-box model, it is much less pronounced than in the 1-box model. The most dramatic effect of explicitly including the coastal ocean, however, is the reversed trend in total marine primary productivity: as ocean circulation slows down, primary production actually decreases.

Marine phosphorus cycle: sensitivity to oceanic circulation

C. P. Slomp and P. Van Cappellen

Title Page

Abstract

Introduction

Conclusions

References

Tables

Figures

⏪

⏩

◀

▶

Back

Close

Full Screen / Esc

Printer-friendly Version

Interactive Discussion

This indicates a fundamentally different functioning of a model ocean that accounts for reactive P exchanges between the continental margins and the open ocean reservoirs.

The decrease in total marine primary production when circulation slows down is mainly due to a drop in open ocean productivity (Fig. 6). In contrast, coastal ocean primary production is predicted to increase, due to upwelling of SRP-enriched deep waters onto the shelves and reduced export of SRP and POP to the open ocean. The slowing down of oceanic circulation also shifts more burial of POC and reactive P to the coastal ocean (Fig. 5 and 6). Because reactive P is being transferred to and retained in the coastal zone, the SRP build-up in the deep waters of the 4-box model is unable to offset the decreasing rate of oceanic upwelling. Less SRP makes it to the open ocean surface waters, resulting in lower open ocean primary productivity.

Nonetheless, despite decreased open ocean primary productivity, POC burial in the deep-sea increases until oceanic and coastal mixing intensities reach 40% of their present-day values. In the coastal ocean increased POC burial is the result of elevated primary productivity, whereas in the deep ocean it is a preservation effect due to anoxia. Thus, coeval deposition of organic C-rich sediments in coastal and deep sea sediments during periods of ocean anoxia does not necessarily imply a similar mechanism of formation. For the given model structure and parameter values, the open ocean below the mixed surface layer becomes fully anoxic when f_{mix}^{cst} and f_{mix}^{oce} drop to 0.4. Thus, no further redox-dependent build-up of the deep water SRP concentration occurs when lowering f_{mix}^{cst} and f_{mix}^{oce} below 0.4. Continued slowing down of the rate of oceanic upwelling is then accompanied by a stronger decrease in open ocean primary productivity.

In both the open and coastal ocean compartments, authigenic CaP is the major sink of reactive P (Fig. 7). The relative importance of this sink in the deep sea increases when ocean circulation slows down, because organic and iron(III)-bound P become less efficient sinks when bottom water oxygenation decreases. When explicitly assuming that the burial fluxes of authigenic CaP and Fish-P are redox-dependent (Sect. 2.4), fish debris become quantitatively as important as authigenic CaP when f_{mix}^{cst} and f_{mix}^{oce}

Marine phosphorus cycle: sensitivity to oceanic circulation

C. P. Slomp and P. Van Cappellen

Title Page

Abstract

Introduction

Conclusions

References

Tables

Figures

⏪

⏩

◀

▶

Back

Close

Full Screen / Esc

Printer-friendly Version

Interactive Discussion

drop below 0.5. Thus, in a largely anoxic ocean, burial of fish hard parts may become a major removal pathway of reactive P, even though the burial flux represents only a minor fraction ($\approx 2\%$) of fish debris settling out of the ocean's surface layer. The importance of Fish-P as a reactive P sink under anoxia is supported by selective extraction data for Mediterranean sapropels (Slomp et al., 2002) and recent sediments of the Arabian Sea (Schenau and de Lange, 2001). The exact mechanism causing the redox-dependent preservation of phosphatic fish hard parts is presently unknown, however.

3.3 Coastal versus oceanic upwelling

Thus far in the simulations we have assumed that the ratio of $f_{\text{mix}}^{\text{cst}}$ and $f_{\text{mix}}^{\text{oce}}$ remains constant. That is, the upwelling water fluxes from the deep ocean to the coastal ocean and the surface open ocean are strictly coupled to one another. Coastal and oceanic upwelling can vary independently, however (e.g. Rahmstorf, 2002). The possible consequences of decoupled coastal and oceanic upwelling for primary production in the coastal and surface ocean are analyzed in Fig. 8. The model predicts that changes in open ocean vertical circulation ($f_{\text{mix}}^{\text{oce}}$) largely determine primary production in both the coastal and surface ocean.

According to Fig. 8, coastal ocean primary productivity is enhanced when oceanic upwelling is decreased, regardless of the actual rate of coastal upwelling. This is because the SRP concentration of waters exported from the distal coastal zone does not increase proportionally to that of the deep ocean water reservoir upon decreased oceanic circulation. The net effect of decreasing vertical mixing in the ocean is therefore increased SRP retention. On geological time scales, decreased circulation in the open ocean should thus lead to increased primary productivity and reactive P burial on the shelves. Increased vertical circulation, in contrast, reduces the transfer of SRP to the coastal ocean and shifts primary production back to the open surface ocean.

Marine phosphorus cycle: sensitivity to oceanic circulation

C. P. Slomp and P. Van Cappellen

Title Page

Abstract

Introduction

Conclusions

References

Tables

Figures

⏪

⏩

◀

▶

Back

Close

Full Screen / Esc

Printer-friendly Version

Interactive Discussion

3.4 Off-shelf transport of particulate matter

Transfer of particulate matter across the shelf break is driven by local waves and currents and may be decoupled from large-scale changes in water circulation. This particularly holds for particles that are not continuously in suspension and that are transported along the seafloor. These particles may be transported off-slope into the deep sea rather than being transferred to the surface ocean (e.g. Walsh, 1991). Chen et al. (2003) estimate that roughly 50% of the total POC exported to the open ocean may directly enter the deep sea in this manner. We therefore also assessed the effects of changes in circulation on primary productivity and burial of reactive P and POC when (1) 50% of the POC and POP transfer from shelves enters the deep ocean and (2) this off shelf particulate transfer is independent of water circulation.

Processes in the coastal ocean are barely affected by the modified transfer of particulate organic matter to the open ocean (Fig. 9). For the coastal zone, it matters little whether organic matter is buried locally, or exported to the open ocean. However, the change in off-shelf particulate transport regime has a significant impact on the biogeochemical functioning of the open ocean. In particular, the sustained supply of degradable POC and POP from the shelves, as global water circulation slows down, results in higher surface ocean productivity and higher burial of POC and reactive P in deep-sea sediments, relative to the standard run (Fig. 9). These results highlight the need for more quantitative and process-based knowledge of the transfer of particulate organic matter from the coastal to the open ocean and the effects on marine biogeochemical cycles.

3.5 Redox-dependent P burial

The more complete representation of ocean circulation and exchanges between the coastal and open ocean in the 4-box ocean model results in a more complex response of marine productivity to circulation-induced changes in P recycling than in the 1-box model (Fig. 5 and 6). The role of redox-dependent P and C burial is illustrated by

BGD

3, 1587–1629, 2006

Marine phosphorus cycle: sensitivity to oceanic circulation

C. P. Slomp and P. Van Cappellen

Title Page

Abstract

Introduction

Conclusions

References

Tables

Figures

⏪

⏩

◀

▶

Back

Close

Full Screen / Esc

Printer-friendly Version

Interactive Discussion

running the 4-box model for a scenario where reactive P and POC burial in the deep ocean are assumed independent of redox conditions (no redox; Fig. 9). The results show that, in contrast to the 1-box ocean model, enhanced SRP regeneration under anoxic conditions in the deep ocean has only a fairly limited effect on surface ocean primary productivity (compare the standard and no redox runs in Fig. 9).

So far, we have assumed that coastal ocean waters remain fully oxygenated, even when global ocean circulation becomes sluggish. High coastal productivity and limited exchange with the open ocean could have led to large-scale shallow water anoxia during the geological past, however. To account for variable bottom water oxygenation along the continental margins, the degree of anoxicity of the distal coastal ocean reservoir, DOA_{cst} , is introduced. It is defined using Eq. (10), by replacing v_{mix} by f_{mix}^{cst} and F_{13} by the primary productivity of the distal ocean, CF5. The value of k_{OA} is then obtained from the initial value of CF5 (Table 2), with $f_{mix}^{cst} = 1$. With this formulation, DOA_{cst} equals 0.71 when f_{mix}^{cst} and f_{mix}^{oce} are both equal to 0.5, i.e., a large fraction of the coastal ocean turns anoxic as water exchange with the open ocean is substantially reduced.

When both the oxygenation of the deep sea and the coastal ocean are allowed to vary with changing oceanic circulation, reactive P is much more efficiently recycled within the oceanic system. As a consequence, coastal and open ocean primary production rates are significantly higher than in the standard run (Fig. 9). In fact, for f_{mix}^{cst} and f_{mix}^{oce} values between 1 and 0.5, total ocean primary productivity actually increases with decreasing circulation rates, as observed in the 1-box model simulations (Fig. 4). Slower ocean circulation still shifts burial of reactive P to the coastal zone at the expense of the deep ocean, but less than in the standard run. Given the high degree of wind mixing typical of present-day shelves (e.g. Rabouille et al., 2001), large-scale shallow water anoxia in the past most likely required a different configuration of the global coastal ocean, for example, one dominated by extensive, semi-enclosed epicontinental seas.

Marine phosphorus cycle: sensitivity to oceanic circulation

C. P. Slomp and P. Van Cappellen

Title Page

Abstract

Introduction

Conclusions

References

Tables

Figures

◀

▶

◀

▶

Back

Close

Full Screen / Esc

Printer-friendly Version

Interactive Discussion

3.6 Transient response to decreased oceanic circulation

All previous results correspond to steady state conditions following an imposed change in oceanic circulation. Given the residence time of reactive P of 39 ky assumed in the model, the coupled global marine C and P cycles are expected to respond on time scales of at least tens of thousands of years. The transient response of the 4-box ocean model is illustrated in Fig. 10 for an instantaneous 50% decline in oceanic circulation rates.

The drop in circulation immediately affects the transfer fluxes of solute species in the ocean system and, hence, causes instantaneous changes of the C and P cycles in the coastal and open ocean compartments, followed by a slow relaxation toward the new steady state conditions (Fig. 10). For instance, open ocean primary production initially drops by 30% and then gradually approaches a new steady state value about 10% lower than the initial rate. The recovery in primary production takes on the order of 200 to 300 ky, and parallels that of the build-up in the deep-water SRP concentration. In a similar fashion, POC burial in the open ocean initially decreases, because of lower primary production, but then rises again due to the lowering of oxygen availability in the deep ocean, which enhances POC preservation.

For the entire duration of the simulation, the decrease in oceanic circulation predicts a lower surface ocean primary production. This seems in contradiction with the proposed enhanced primary production during oceanic anoxic events (OAEs) in the Cretaceous (e.g. Kuypers et al., 2002). The contradiction can be resolved, however, if the bottom waters over large parts of the continental margins became anoxic (Sect. 3.5), as has been suggested for the northwest African shelf during OAE2 (Kolonis et al., 2005), or if the supply of reactive P from the continents was higher during OAEs (e.g. Erbacher et al., 1996). As shown by Fig. 10, a 20% increase in reactive P supply from the continents, for example due to coastal erosion linked to sealevel rise (Erbacher et al., 1996; Bjerrum et al., 2006), would be sufficient to increase oceanic primary productivity and cause a major enhancement of POC burial in marine sediments during

BGD

3, 1587–1629, 2006

Marine phosphorus cycle: sensitivity to oceanic circulation

C. P. Slomp and P. Van Cappellen

Title Page

Abstract

Introduction

Conclusions

References

Tables

Figures

⏪

⏩

◀

▶

Back

Close

Full Screen / Esc

Printer-friendly Version

Interactive Discussion

periods of reduced circulation.

The transient simulation results also illustrate that the circulation-induced redistribution of reactive P burial between the open and coastal oceans is quite sensitive to the redox-dependent recycling of reactive P (compare the no redox and standard runs in Fig. 10). When redox-dependent burial of POP and FeP is included in the model calculations, significantly more reactive P, mainly as authigenic CaP, is buried in coastal sediments, at the expense of deep-sea sediments. The transfer of reactive P accumulation from the open ocean to the continental margins may help explain the massive phosphorite deposits, which often coincided with or directly followed periods of global ocean anoxia and increased organic carbon burial (Donnelly et al., 1990; Föllmi et al., 1993; Mazumdar et al., 1999). In other words, ancient phosphorites may in part reflect a global-scale, redox-dependent sink-switching, from the POP and FeP sinks in the deep ocean to the authigenic CaP sink on the shelves. Retention of reactive P on shelves may have been enhanced further during periods of sealevel rise (Compton et al., 2000; Wallmann, 2003).

4 Conclusions

Reduction in oceanic circulation results in a net transfer of soluble reactive phosphorus (SRP) from the open ocean to the coastal ocean, thereby increasing primary production and reactive P plus particulate organic C (POC) burial on the continental shelves. Because of the transfer of reactive P to the coastal ocean, the build-up of SRP in the deep-sea may not be sufficient to compensate for the reduced rate of oceanic upwelling, and open ocean primary production is expected to decrease. Burial of POC may nonetheless increase, because of enhanced POC preservation under anoxic conditions. Phosphorus-limited marine productivity and burial of POC are further stimulated when reduced oceanic circulation also causes the spreading of bottom water anoxia in the coastal ocean. These conditions are favorable to the large-scale accumulation of organic-rich sediments characterizing oceanic anoxic events (OAEs). In

BGD

3, 1587–1629, 2006

Marine phosphorus cycle: sensitivity to oceanic circulation

C. P. Slomp and P. Van Cappellen

Title Page

Abstract

Introduction

Conclusions

References

Tables

Figures

◀

▶

◀

▶

Back

Close

Full Screen / Esc

Printer-friendly Version

Interactive Discussion

addition, the accompanying redistribution of reactive P burial from the open ocean organic- and iron-bound P sinks to the coastal ocean authigenic calcium phosphate sink may help explain the formation of massive phosphorite deposits that often coincide or follow OAEs.

5 *Acknowledgements.* This research was made possible by a fellowship of the Royal Netherlands Academy of Arts and Sciences (KNAW) to C. P. Slomp, and financial support from the Netherlands Organization for Scientific Research (Vidi grant to CPS and Pioneer grant to PVC). We thank C. Meile for technical support and helpful discussion.

References

- 10 Anderson, L. D., Delaney, M. L., and Faul, K. L.: Carbon to phosphorus ratios in sediments: Implications for nutrient cycling, *Global Biogeochem. Cyc.*, 15, 65–79, 2001.
- Berner, R. A.: Burial of organic carbon and pyrite sulfur in the modern ocean: its geochemical and environmental significance, *Amer. J. Sci.*, 282, 451–473, 1982.
- Berner, E. K. and Berner, R. A.: *Global Environment: Water, Air and Geochemical cycles*, Prentice Hall, 376 pp, 1996.
- 15 Berner, R. A. and Rao, J. L.: Phosphorus in sediments of the Amazon River and estuary: implications for the global flux of phosphorus to the sea, *Geochim. Cosmochim. Acta*, 58, 2333–2340, 1994.
- Bjerrum, C. J. and Canfield, D. E.: Ocean productivity before about 1.9 Gyr ago limited by phosphorus adsorption onto iron oxides, *Nature*, 417, 159–162, 2002.
- 20 Bjerrum, C. J., Bendtsen, J., and Legarth, J. J. F.: Modeling organic carbon burial during sealevel rise with reference to the Cretaceous, *Geochemistry, Geophysics, Geosystems*, 7, Q05008, doi:10.1029/2005GC001032, 2006.
- Boudreau, B. P.: *Diagenetic models and their implementation, Modelling transport and reactions in aquatic sediments*, Springer, 414p, 1997.
- 25 Brink, K. H., Abrantes, F. F. G., Bernal, P. A., Dugdale, R. C., Estrada, M., Hutchings, L., Jahnke, R. A., Muller, P. J., and Smith, R. L.: How do coastal upwelling systems operate as integrated physical, chemical and biological systems and influence the geological record? The role of physical processes in defining the spatial structures of biological and chemical variables, in:

BGD

3, 1587–1629, 2006

Marine phosphorus cycle: sensitivity to oceanic circulation

C. P. Slomp and P. Van Cappellen

Title Page

Abstract

Introduction

Conclusions

References

Tables

Figures

◀

▶

◀

▶

Back

Close

Full Screen / Esc

Printer-friendly Version

Interactive Discussion

- Upwelling in the ocean: Modern processes and ancient records, edited by: Summerhayes, C. P., Emeis, K.-C., Angel, M. V., Smith, R. L., and Zeitschel, B., Wiley, p103–124, 1995.
- Broecker, W. S.: Thermohaline circulation, the Achilles heel of our climate system: will man-made CO₂ upset the current balance?, *Science*, 278, 1582–1588, 1997.
- 5 Butcher, S. S., Charlson, R. J., Orians, G. H., and Wolfe, G. V.: *Global Biogeochemical Cycles*, Academic Press, London, 377p, 1992.
- Canfield, D. E.: Factors influencing organic carbon preservation in marine sediments, *Chem. Geol.*, 114, 315–329, 1994.
- Carman, R., Aigars, J., and Larsen, B.: Carbon and nutrient geochemistry of the surface sedi-
10 ments of the Gulf of Riga, Baltic Sea, *Mar. Geol.*, 134, 57–76, 1996.
- Chameides, W. L. and Perdue, E. M.: *Biogeochemical Cycles: A Computer-Interactive Study of Earth System Science and Global Change*, Oxford University Press, 240p, 1997.
- Chen, C. T. A., Liu, K. K., and Macdonald, R.: Continental Margin Exchanges, in: *Ocean Biogeochem.*, edited by: Fasham, J. R., Springer, p53–97, 2003.
- 15 Colman, A. S. and Holland, H. D.: The global diagenetic flux of phosphorus from marine sedi-
ments to the oceans: redox sensitivity and the control of atmospheric oxygen levels, *SEPM Special Publication no. 66*, p53–75, 2000.
- Compton, J., Mallinson, D., Glenn, C. R., Filippelli, G., Föllmi, K., Shields, G., and Zanin, Y.: Variations in the global phosphorus cycle, *SEPM Special Publication no. 66*, p21–33, 2000.
- 20 Donnelly, T. H., Shergold, J. H., Southgate, P. N., and Barnes, C. J.: Events leading to global
phosphogenesis around the Proterozoic/Cambrian boundary, in: *Phosphorite Research and Development*, edited by: Notholt, A. J. G. and Jarvis, I., *Geol. Soc. Spec. Publ.* 52, 273–287, 1990.
- Erbacher, J., Thurow, J., and Littke, R.: Evolution patterns of radiolarian and organic matter
25 variations: A new approach to identify sea-level changes in mid-Cretaceous pelagic environ-
ments, *Geology*, 24, 499–502, 1996.
- Erbacher, J., Huber, B. T., Norris, R. D., and Markey, M.: Increased thermohaline stratification
as a possible cause for an ocean anoxic event in the Cretaceous period, *Nature*, 409, 325–
327, 2001.
- 30 Filippelli, G. M.: Carbon and phosphorus cycling in anoxic sediments of the Saanich Inlet,
British Columbia, *Mar. Geol.*, 174, 307–321, 2001.
- Filippelli, G. M. and Delaney, M. L.: Phosphorus geochemistry of equatorial Pacific sediments,
Geochimica et Cosmochimica Acta, 60, 1479–1495, 1996.

BGD

3, 1587–1629, 2006

Marine phosphorus cycle: sensitivity to oceanic circulation

C. P. Slomp and P. Van
Cappellen

Title Page

Abstract

Introduction

Conclusions

References

Tables

Figures

◀

▶

◀

▶

Back

Close

Full Screen / Esc

Printer-friendly Version

Interactive Discussion

- Föllmi, K. B.: The phosphorus cycle, phosphogenesis and marine phosphate-rich deposits, *Earth Sci. Rev.*, 40, 55–124, 1996.
- Föllmi, K. B., Weissert, H., and Lini, A.: Nonlinearities in phosphogenesis and phosphorus-carbon coupling and their implications for global change, in: *Interactions of the C, N, P and S Biochemical Cycles and Global Change*, edited by: Wollast, R., Mackenzie, F. T., and Chou, L., NATO ASI Series, I4, Springer, Berlin, p447–474, 1993.
- Haedrich, R. L. and Merrett, N. R.: Production/biomass ratios, size frequencies, and biomass spectra in deep-sea demersal fishes, in: *Deep-Sea Food Chains and the Global Carbon Cycle*, edited by: Rowe, G. T. and Pariente, V., Kluwer, p157–182, 1992.
- Hammond, D. E., Giordani, P., Berelson, W. M., and Polette, R.: Diagenesis of carbon and nutrients and benthic exchange in sediments of the Northern Adriatic Sea, *Mar. Chem.*, 66, 53–79, 1999.
- Handoh, I. C. and Lenton, T. M.: Periodic mid-Cretaceous oceanic anoxic events linked by oscillations of the phosphorus and oxygen biogeochemical cycles, *Global Biogeochem. Cycles*, 17, 1092, doi:10.1029/2003GB002039, 2003.
- Hartnett, H., Keil, R. G., Hedges, J. I., and Devol, A. H.: Influence of oxygen exposure time on organic carbon preservation in continental margin sediments, *Nature*, 391, 572–574, 1998.
- Hedges, J. I., Hu, F. S., Devol, A. H., Hartnett, H. E., Tsamakis, E., and Keil, R. G.: Sedimentary organic matter preservation: A test for selective degradation under oxic conditions, *American Journal of Science*, 299, 529–555, 1999.
- Holland, H. D.: *The Chemical Evolution of the Atmosphere and Oceans*, New York, Wiley, 598p, 1984.
- Hotinski, R., Kump, L. R., and Najjar, R. G.: Opening Pandora's Box: the impact of open system modeling on interpretations of anoxia, *Paleoceanography*, 15, 267–279, 2000.
- Howarth, R. W., Jensen, H. S., Marino, R., and Postma, H.: Transport to and processing of P in near-shore and oceanic waters, in: *Phosphorus in the global environment*, edited by: Tiessen, H., *Transfers, cycles and Management*, SCOPE 54, Wiley, pp. 323–345, 1995.
- Ingall, E. D. and Van Cappellen, P.: Relation between sedimentation rate and burial of phosphorus and organic carbon in marine sediments, *Geochim. Cosmochim. Acta*, 54, 373–386, 1990.
- Ingall, E. D. and Jahnke, R. A.: Influence of water-column anoxia on the elemental fractionation of carbon and phosphorus during sediment diagenesis, *Mar. Geol.*, 139, 219–229, 1997.
- Ingall, E. D., Bustin, R. M., and Van Cappellen, P.: Influence of water column anoxia on the

BGD

3, 1587–1629, 2006

Marine phosphorus cycle: sensitivity to oceanic circulation

C. P. Slomp and P. Van Cappellen

Title Page

Abstract

Introduction

Conclusions

References

Tables

Figures

◀

▶

◀

▶

Back

Close

Full Screen / Esc

Printer-friendly Version

Interactive Discussion

- burial and preservation of carbon and phosphorus in marine shales, *Geochim. Cosmochim. Acta*, 57, 303–316, 1993.
- Ingall, E., Kolowith, L., Lyons, T., and Hurtgen, M.: Sediment carbon, nitrogen and phosphorus cycling in an anoxic fjord, Effingham Inlet, British Columbia, *Amer. J. Sci.*, 905, 240–258, 2005.
- Intergovernmental Panel on Climate Change (IPCC): *Climate Change 2001*, in: *The Scientific Basis*, edited by: Houghton, J. T., Ding, Y., Griggs, D. J., Noguer, M., et al., Cambridge University Press, 2001.
- Jahnke, R. A.: The phosphorus cycle, in: *Global Biogeochem. Cyc.*, edited by: Butcher, S. S., Charlson, R. J., Orians, G. H., and Wolfe, G. V., Academic Press, London, p301–315, 1992.
- Kolonic, S., Wagner, T., Forster, A., Damste, J. S. S., Walsworth-Bell, B., Erba, E., Turgeon, S., Brumsack, H. J., Chellai, E. I., Tsikos, H., Kuhnt, W., and Kuypers, M. M. M.: Black shale deposition on the northwest African Shelf during the Cenomanian/Turonian oceanic anoxic event: Climate coupling and global organic carbon burial, *Paleoceanography*, 20, art. no. PA1006, doi:10.1029/2003PA000950, 2005.
- Kuypers, M. M. M.: Mechanisms and biogeochemical implications of the mid-Cretaceous global organic carbon burial events, PhD-thesis, Utrecht University, 135 pp, 2001.
- Kuypers, M. M. M., Pancost, R. D., Nijenhuis, I. A., and Sinnighe Damste, J. S.: Enhanced productivity led to increased organic carbon burial in the euxinic North Atlantic basin during the late Cenomanian oceanic anoxic event, *Paleoceanography*, 17, doi:10.1029/2000PA000569, 2002.
- Lasaga, A. C.: The kinetic treatment of geochemical cycles, *Geochim. Cosmochim. Acta*, 44, 815–828, 1980.
- Mackenzie, F. T., Ver, L. M., Sabine, C., Lane, M., and Lerman, A.: C, N, P, S Global biogeochemical cycles and modeling of global change, in: *Interactions of C, N, P and S biogeochemical cycles and global change*, edited by: Wollast, R., Mackenzie, F. T., and Chou, L., Springer, Berlin, 1993.
- Mackenzie, F. T., Ver, L. M., and Lerman, A.: Coupled biogeochemical cycles of carbon, nitrogen, phosphorus and sulfur in the land-ocean-atmosphere system, in: *Asian change in the context of global climate change*, edited by: Galloway, J. N. and Mellillo, J. M., Cambridge University Press, pp42–100, 1998.
- Mazumdar, A., Banerjee, D. M., Schidlowski, M., and Balkaram, V.: Rare-earth elements and stable isotope geochemistry of early Cambrian chert-phosphorite assemblages from the

BGD

3, 1587–1629, 2006

Marine phosphorus cycle: sensitivity to oceanic circulation

C. P. Slomp and P. Van Cappellen

Title Page

Abstract

Introduction

Conclusions

References

Tables

Figures

◀

▶

◀

▶

Back

Close

Full Screen / Esc

Printer-friendly Version

Interactive Discussion

Lower tal Formation of the Krol Belt (Lesser Himalaya, India), *Chem. Geol.*, 156, 275–297, 1999.

Meile, C. and Van Cappellen, P.: Particle age distributions and O₂ exposure times: timescales in bioturbated sediments, *Global Biogeochem. Cycles*, 19(3), doi:10.1029/2004GB002371, 2005.

Nederbragt, A. J., Thurow, J., Vonhof, H., and Brumsack, H.-J.: Modelling oceanic carbon and phosphorus fluxes: implications for the cause of the late Cenomanian Oceanic Anoxic Event (OAE2), *Journal of the Geological Society of London*, 161, 721–728, 2004.

Neretin, L. N., Bottcher, M. E., and Grinenko, V. A.: Sulfur isotope geochemistry of the Black Sea water column, *Chem. Geol.*, 200, 59–69, 2003.

Pauly, D. and Christensen, V.: Primary production required to sustain global fisheries, *Nature*, 374, 255–257, 1995.

Petsch, S. T. and Berner, R. A.: Coupling the geochemical cycles of C, P, Fe, and S: the effect on atmospheric O₂ and the isotopic records of carbon and sulfur, *Amer. J. Sci.*, 298, 246–262, 1998.

Rabouille, C., Mackenzie, F. T., and Ver, L. M.: Influence of the human perturbation on carbon, nitrogen, and oxygen biogeochemical cycles in the global coastal ocean, *Geochim. Cosmochim. Acta*, 65, 3615–3641, 2001.

Rahmstorf, S.: Ocean circulation and climate during the past 120 000 years, *Nature*, 419, 207–214, 2002.

Ruttenberg, K. C.: Reassessment of the oceanic residence time of phosphorus, *Chem. Geol.*, 107, 405–409, 1993.

Ruttenberg, K. C. and Berner, R. A.: Authigenic apatite formation and burial in sediments from non-upwelling, continental margin environments, *Geochim. Cosmochim. Acta*, 57, 991–1007, 1993.

Sarmiento, J. L., Herbert, T. D., and Toggweiler, J. R.: Causes of anoxia in the world ocean, *Global Biogeochem. Cycles*, 2, 115–128, 1988.

Schenau, S. J.: Cycling of phosphorus and manganese in the Arabian Sea during the late Quaternary, *Geologica Ultraiectina*, No. 182, Utrecht University, 184p, 1999.

Schenau, S. J. and de Lange, G. J.: A novel chemical method to quantify fish debris in marine sediments, *Limnology and Oceanography*, 45, 963–971, 2000.

Schenau, S. J. and de Lange, G. J.: Phosphorus regeneration vs. burial in sediments of the Arabian Sea, *Mar. Chem.*, 75, 201–207, 2001.

BGD

3, 1587–1629, 2006

Marine phosphorus cycle: sensitivity to oceanic circulation

C. P. Slomp and P. Van Cappellen

Title Page

Abstract

Introduction

Conclusions

References

Tables

Figures

◀

▶

◀

▶

Back

Close

Full Screen / Esc

Printer-friendly Version

Interactive Discussion

Schenau, S. J., Slomp, C. P., and de Lange, G. J.: Phosphogenesis and phosphorite formation in sediments located within the Arabian Sea Oxygen Minimum Zone, *Mar. Geol.*, 169, 1–20, 2000.

Schlanger, S. O. and Jenkyns, H. C.: Cretaceous oceanic anoxic events: causes and consequences, *Geologie en Mijnbouw*, 55, 179–184, 1976.

Slomp, C. P., Epping, E. H. G., Helder, W., and van Raaphorst, W.: A key role for iron-bound phosphorus in authigenic apatite formation in North Atlantic continental platform sediment, *J. Mar. Res.*, 54, 1179–1205, 1996.

Slomp, C. P., Malschaert, J. F. P., and van Raaphorst, W.: The role of sorption in sediment-water exchange of phosphate in North Sea continental margin sediments, *Limnology and Oceanography*, 43, 832–846, 1998.

Slomp, C. P., Thomson, J., and de Lange, G. J.: Enhanced regeneration of phosphorus during formation of the most recent eastern Mediterranean sapropel (S1), *Geochim. Cosmochim. Acta*, 66, 1171–1184, 2002.

Slomp, C. P. and Van Cappellen, P.: Groundwater inputs of nutrients to the coastal ocean: controls and potential impact, *J. Hydrology*, 295, 64–86, 2004.

Slomp, C. P., Thomson, J., and de Lange, G. J.: Controls on phosphorus regeneration and burial during formation of eastern Mediterranean sapropels, *Mar. Geol.*, 203, 141–159, 2004.

Tamburini, F., Huon, S., Steinmann, P., Grousset, F. E., Adatte, T., and Follmi, K. B.: Dysaerobic conditions during Heinrich events 4 and 5: Evidence from phosphorus distribution in a North Atlantic deep-sea core, *Geochim. Cosmochim. Acta*, 66, 4069–4083, 2002.

Tyrell, T.: The relative influence of nitrogen to phosphorus on oceanic primary production, *Nature*, 400, 525–531, 1999.

Van Cappellen, P. and Ingall, E. D.: Benthic phosphorus regeneration, net primary production, and ocean anoxia: A model of the coupled marine biogeochemical cycles of carbon and phosphorus, *Paleoceanography*, 9, 677–692, 1994.

Van Cappellen, P. and Ingall, E. D.: Redox stabilization of the atmosphere and oceans by phosphorus-limited marine productivity, *Science*, 271, 493–496, 1996.

Van Cappellen, P. and Wang, Y. F.: Cycling of iron and manganese in surface sediments: a general theory for the coupled transport and reaction of carbon, oxygen, nitrogen, sulfur, iron, and manganese, *Amer. J. Sci.*, 296, 197–243, 1996.

Van Cappellen, P. and Ingall, E. D.: Response to Comment “Redox stabilization of the atmo-

BGD

3, 1587–1629, 2006

Marine phosphorus cycle: sensitivity to oceanic circulation

C. P. Slomp and P. Van Cappellen

Title Page

Abstract

Introduction

Conclusions

References

Tables

Figures

◀

▶

◀

▶

Back

Close

Full Screen / Esc

Printer-friendly Version

Interactive Discussion

sphere and oceans and marine productivity” by Colman, A. S., Mackenzie, F. T., Holland, H. D., Science, 275, 407–408, 1997.

Van Cappellen, P. and Slomp, C. P.: Phosphorus burial in marine sediments, Honolulu, Hawaii, Proceedings of the Sixth International Symposium on the Geochemistry of the Earth’s Surface, International Association of Geochemistry and Cosmochemistry, p239–244, 2002.

Ver, L. M. B., Mackenzie, F. T., and Lerman, A.: Biogeochemical responses of the carbon cycle to natural and human perturbations: past, present, and future, Amer. J. Sci., 299, 762–801, 1999.

Wallmann, K.: Feedbacks between oceanic redox states and marine productivity: A model perspective focused on benthic phosphorus cycling, Global Biogeochem. Cycles, 17, 1084, doi:10.1029/2002GB001968, 2003.

Walsh, J. J.: Importance of continental margins in the marine biogeochemical cycling of carbon and nitrogen, Nature, 350, 53–55, 1991.

Wollast, R.: Interactions of carbon and nitrogen cycles in the coastal zone, in: Interactions of C, N, P and S biogeochemical cycles and global change, edited by: Wollast, R., Mackenzie, F. T., and Chou, L., Springer, Berlin, pp.195–210, 1993.

BGD

3, 1587–1629, 2006

Marine phosphorus cycle: sensitivity to oceanic circulation

C. P. Slomp and P. Van Cappellen

Title Page

Abstract

Introduction

Conclusions

References

Tables

Figures

◀

▶

◀

▶

Back

Close

Full Screen / Esc

Printer-friendly Version

Interactive Discussion

Table 1. Reservoir sizes and fluxes of the modern, steady state oceanic water cycle. The mean water depths of the ocean reservoirs are 20 m (proximal zone), 130 m (distal zone), 150 m (open ocean mixed surface layer) and 3730 m (deep ocean).

Reservoirs			
W1	proximal coastal zone	36 Tm^3	[1]
W2	distal coastal zone	3600 Tm^3	[1]
W3	surface layer open ocean	49830 Tm^3	depth \times surface area [2]
W4	deep ocean	$1.3 \times 10^6 \text{ Tm}^3$	total ocean volume – (W1 + W2 + W3)
Fluxes			
WF1	river flow entering W1	$37 \text{ Tm}^3 \text{ y}^{-1}$	[3]
WF2	flow from W1 to W2	$37 \text{ Tm}^3 \text{ y}^{-1}$	= WF1
WF3	flow from W2 to W3	$415 \text{ Tm}^3 \text{ y}^{-1}$	= WF2 + WF6
WF4	downwelling (W3 to W4)	$4158 \text{ Tm}^3 \text{ y}^{-1}$	= WF5 + WF6
WF5	oceanic upwelling (W4 to W3)	$3780 \text{ Tm}^3 \text{ y}^{-1}$	120 Sv [4]
WF6	coastal upwelling (W4 to W2)	$378 \text{ Tm}^3 \text{ y}^{-1}$	12 Sv [4]
WF7	evaporation from W3	$37 \text{ Tm}^3 \text{ y}^{-1}$	= WF1

[1] Rabouille et al. (2001); [2] surface area open ocean = 332.2 Tm^2 (Butcher et al., 1992); [3] Berner and Berner (1996); [4] Brink et al. (1995).

Marine phosphorus cycle: sensitivity to oceanic circulation

C. P. Slomp and P. Van Cappellen

Title Page

Abstract

Introduction

Conclusions

References

Tables

Figures

◀

▶

◀

▶

Back

Close

Full Screen / Esc

Printer-friendly Version

Interactive Discussion

Table 2. Steady state reservoir masses and fluxes of the modern, pre-anthropogenic marine carbon cycle. Some of the estimates require reservoir masses and fluxes given in Tables 1, 3 and 4.

Reservoirs			
C1	POC proximal coastal zone	4.5 Tmol	= CF4×(W1/WF2)
C2	POC distal coastal zone	243 Tmol	= P5×106
C3	POC surface open ocean	3816 Tmol	=P8×106
C4	POC deep ocean	5.6×10 ⁴ Tmol	=P11×106
Fluxes			
CF1	primary production in W1	39.8 Tmol y ⁻¹	[1]
CF2	POC mineralization in W1	31.5 Tmol y ⁻¹	= CF1 – CF3 – CF4
CF3	proximal sediment POC burial	3.6 Tmol y ⁻¹	[1]
CF4	POC export from W1 to W2	4.7 Tmol y ⁻¹	=PF11×106
CF5	primary production in W2	560 Tmol y ⁻¹	=(600 Tmol y ⁻¹ [2]) – CF1
CF6	POC mineralization in W2	534 Tmol y ⁻¹	=(CF4 + CF5)–(CF7 + CF8)
CF7	distal sediment POC burial	2.7 Tmol y ⁻¹	=PF16×400 [3]
CF8	POC export from W2 to W3	28.0 Tmol y ⁻¹	5% of CF5 [4]
CF9	primary production in W3	3600 Tmol y ⁻¹	[5]
CF10	POC mineralization in W3	3131 Tmol y ⁻¹	= CF8 + CF9 – CF11
CF11	POC export from W3 to W4	497 Tmol y ⁻¹	= CF12a + CF12b + CF13
CF12a	aerobic POC respiration in W4	495 Tmol y ⁻¹	=OF2×(106/138) [6]
CF12b	anaerobic POC respiration in W4	0 Tmol y ⁻¹	fully oxic deep ocean
CF13	deep sea sediment POC burial	1.6 Tmol y ⁻¹	20% of total POC burial [7]

[1] Slomp and Van Cappellen (2004); [2] 600 Tmol y⁻¹ = total primary production of coastal zone, according to Ver et al. (1999); [3] Ingall and Van Cappellen, 1990; [4] Rabouille et al. (2001); [5] Ver et al. (1999); [6] 106/138 = Redfield C/O₂ ratio for aerobic respiration; [7] Berner (1982).

Title Page

Abstract

Introduction

Conclusions

References

Tables

Figures

⏪

⏩

◀

▶

Back

Close

Full Screen / Esc

Printer-friendly Version

Interactive Discussion

Marine phosphorus cycle: sensitivity to oceanic circulation

C. P. Slomp and P. Van Cappellen

Table 3. Steady state fluxes of dissolved O₂ affecting the oxygenation of deep waters in the modern, pre-anthropogenic ocean. The mass of dissolved O₂ in the deep ocean is estimated at 2.2×10⁵ Tmol, based on the mean concentration [O₂]_{deep}=170 μM (Sarmiento et al., 1988) and the size of the deep water reservoir (W4, Table 1). Except for O₂ respiration, the fluxes are directly coupled to the water cycle.

Fluxes				
OF1	O ₂ downwelling (W3 to W4)	1351 Tmol y ⁻¹	= WF4×[O ₂] _{surface} [1]	
OF2	aerobic O ₂ respiration	644 Tmol y ⁻¹	= OF1 – OF3 – OF4	
OF3	O ₂ coastal upwelling (W4 to W2)	64 Tmol y ⁻¹	= WF6×[O ₂] _{deep}	
OF4	O ₂ oceanic upwelling (W4 to W3)	643 Tmol y ⁻¹	= WF5×[O ₂] _{deep}	

[1] [O₂]_{surface}=324 μM, Hotinski et al. (2000).

Title Page

Abstract

Introduction

Conclusions

References

Tables

Figures

⏪

⏩

◀

▶

Back

Close

Full Screen / Esc

Printer-friendly Version

Interactive Discussion

Table 4. Steady state reservoir masses and fluxes of the modern, pre-anthropogenic marine phosphorus cycle. Some estimates require reservoir masses and fluxes from Tables 1 and 2.

Reservoirs			
P1	SRP proximal coastal zone	9.7×10^{-3} Tmol	[1]
P2	POP proximal coastal zone	4.3×10^{-2} Tmol	= C1/106
P3	Fish-P proximal coastal zone	7.5×10^{-3} Tmol	2× yearly production (PF3) [2]
P4	SRP distal coastal zone	5.0 Tmol	=PF20×(W2/WF3)
P5	POP distal coastal zone	2.3 Tmol	=PF21×(W2/WF3)
P6	Fish-P distal coastal zone	0.11 Tmol	2×yearly production (PF13) [2]
P7	SRP surface open ocean	47 Tmol	=W3×[SRP] _{surface} [3]
P8	POP surface open ocean	36 Tmol	[4]
P9	Fish-P surface open ocean	0.68 Tmol	2×yearly production (PF23) [2]
P10	SRP deep ocean	2790 Tmol	=W4×[SRP] _{deep} [5]
P11	POP deep ocean	530 Tmol	[4]
P12	Fish-P deep ocean	0.68 Tmol	2×yearly export PF28 [2]
Fluxes			
PF1	SRP river input to W1	0.09 Tmol y^{-1}	[6]
PF2	primary production in W1	0.38 Tmol y^{-1}	CF1/106
PF3	Fish production in W1	$3.8 \times 10^{-3} \text{ Tmol y}^{-1}$	=0.01×PF2 [7]
PF4	POP mineralization in W1	0.32 Tmol y^{-1}	=PF2-(PF3+PF6+PF11)
PF5	Fish-P dissolution in W1	$3.8 \times 10^{-3} \text{ Tmol y}^{-1}$	[8]
PF6	proximal sediment POP burial	$0.009 \text{ Tmol y}^{-1}$	=PF8 [9]
PF7	proximal sediment Fish-P burial	0.0 Tmol y^{-1}	=PF3-PF5
PF8	proximal sediment FeP burial	$0.009 \text{ Tmol y}^{-1}$	=(PF1+PF4+PF5)-(PF2+PF9+PF10)
PF9	proximal sediment CaP burial	$0.018 \text{ Tmol y}^{-1}$	=2×PF8 [9]
PF10	SRP export from W1 to W2	0.01 Tmol y^{-1}	[1]
PF11	POP export from W1 to W2	$0.044 \text{ Tmol y}^{-1}$	=PF1-(PF6+PF7+PF8+PF9)-PF10
PF12	primary production in W2	5.3 Tmol y^{-1}	=CF5/106
PF13	Fish-P production in W2	$0.053 \text{ Tmol y}^{-1}$	=0.01×PF12 [7]
PF14	POP mineralization in W2	5.0 Tmol y^{-1}	=(PF11+PF12)-(PF13+PF16+PF21)
PF15	Fish-P dissolution in W2	0.05 Tmol y^{-1}	[8]
PF16	distal sediment POP burial	$0.007 \text{ Tmol y}^{-1}$	PF18 [9]
PF17	distal sediment Fish-P burial	0 Tmol y^{-1}	=PF13-PF15
PF18	distal sediment FeP burial	$0.007 \text{ Tmol y}^{-1}$	=(0.7×0.25× PF1)-(PF6+PF7+PF8+PF9) [9, 10]

Marine phosphorus cycle: sensitivity to oceanic circulation

C. P. Slomp and P. Van Cappellen

Title Page

Abstract

Introduction

Conclusions

References

Tables

Figures

◀

▶

◀

▶

Back

Close

Full Screen / Esc

Printer-friendly Version

Interactive Discussion

Table 4. Continued.

Fluxes			
PF19	distal sediment CaP burial	0.014 Tmol y ⁻¹	=2×PF18 [9]
PF20	SRP export W2 to W3	0.58 Tmol y ⁻¹	=(0.3×PF1+PF36)-PF21
PF21	POP export from W2 to W3	0.26 Tmol y ⁻¹	5% of PF12 [11]
PF22	primary production in W3	34 Tmol y ⁻¹	= CF9/106
PF23	Fish-P production in W3	0.34 Tmol y ⁻¹	= 0.01×PF22 [7]
PF24	POP mineralization in W3	29.2 Tmol y ⁻¹	(PF21+PF22)-(PF23+PF27)
PF25	Fish-P dissolution in W3	0.0 Tmol y ⁻¹	[8]
PF26	SRP downwelling from W3 to W4	3.9 Tmol y ⁻¹	= WF4×[SRP] _{surface}
PF27	POP export from W3 to W4	4.7 Tmol y ⁻¹	= CF11/106
PF28	Fish-P export from W3 to W4	0.34 Tmol y ⁻¹	=PF23 [8]
PF29	POP mineralization in W4	4.68 Tmol y ⁻¹	PF27-PF31
PF30	Fish-P dissolution in W4	0.34 Tmol y ⁻¹	PF28 [8]
PF31	deep sediment POP burial	0.007 Tmol y ⁻¹	PF33 [9]
PF32	deep sediment Fish-P burial	0.0 Tmol y ⁻¹	PF28-PF30
PF33	deep sediment FeP burial	0.007 Tmol y ⁻¹	0.3×0.25×PF1 [9, 10]
PF34	deep sediment CaP burial	0.014 Tmol y ⁻¹	2×PF33 [9]
PF35	SRP upwelling W4 to W3	8.1 Tmol y ⁻¹	WF5×[SRP] _{deep} [5]
PF36	SRP upwelling W4 to W2	0.81 Tmol y ⁻¹	WF6×[SRP] _{deep} [5]

[1] Slomp and Van Cappellen (2004); [2] Haedrich and Merrett (1992); [3] [SRP]_{surface} = 0.95 μM (range 0.8–1.24 μM; Sarmiento et al., 1988; Jahnke, 1992); [4] Ver et al. (1999); [5] [SRP]_{deep} = 2.15 μM (Sarmiento et al., 1988); [6] Berner and Rao (1994), Howarth et al. (1995); [7] 1% transfer efficiency between trophic levels (Pauly and Christensen, 1995); [8] (Schenau, 1999); [9] assuming CaP, FeP and POP account for 50%, 25% and 25% of total reactive P burial (Ruttenberg, 1993); [10] assuming 70% of the total river flux is buried in the proximal and distal coastal zone (compare to 50% (Föllmi, 1996), 84% (Howarth et al., 1995) and 92% (Ruttenberg, 1993); [11] Rabouille et al. (2001).

Marine phosphorus cycle: sensitivity to oceanic circulation

C. P. Slomp and P. Van Cappellen

Title Page

Abstract

Introduction

Conclusions

References

Tables

Figures

⏪

⏩

◀

▶

Back

Close

Full Screen / Esc

Printer-friendly Version

Interactive Discussion

Table 5. Steady state reservoir masses and fluxes of the modern, pre-anthropogenic marine phosphorus and carbon cycles in the original and new 1-box model of Van Cappellen and Ingall (1994). All symbols are as defined in the original model.

Reservoirs		Original model	New model	Source of new value
M1	Total oxidized C + in exogenic cycle terrestrial POC + oceanic DOC	65×10^8 Tmol	65×10^8 Tmol	–
M2	Total exogenic P minus other reservoirs	14×10^6 Tmol	14×10^6 Tmol	–
M3	POC in the oceans	35×10^2 Tmol	60×10^3 Tmol	C1+C2+C3+C4
M4	POP in the oceans	18 Tmol	5.7×10^2 Tmol	P2+P5+P8+P11
M5	Reactive P in the oceans	20×10^2 Tmol	28×10^2 Tmol	P1+P4+P7+P10
M6	Marine sedimentary organic C	13×10^8 Tmol	13×10^8 Tmol	–
M7	Marine sedimentary organic P	52×10^5 Tmol	37×10^5 Tmol	$M6/(F_{36}/F_{47})$
M8	authigenic + biogenic CaP	52×10^5 Tmol	74×10^5 Tmol	$M8=2 \times M7$
M9	P bound to Fe (hydr)oxides	22×10^5 Tmol	37×10^5 Tmol	$M9=M7$
Fluxes				
F ₁₃	Net oceanic primary production	25×10^2 Tmol y ⁻¹	42×10^2 Tmol y ⁻¹	CF1+CF5+CF9
F ₅₄	Biological fixation of reactive P	F ₁₃ /106	F ₁₃ /106	–
F ₃₆	Burial of POC in marine sediments	3.75 Tmol y ⁻¹	7.9 Tmol y ⁻¹	CF3+CF7+CF13
F ₃₁	Mineralization of POC	F ₁₃ -F ₃₆	F ₁₃ -F ₃₆	–
F ₄₇	Burial of POP in oceanic sediments	F ₃₆ /250	F ₃₆ /350	25% of total P burial as POP
F ₄₅	Recycling of POP in oceans	F ₅₄ -F ₄₇	F ₅₄ -F ₄₇	–
F ₅₈	Burial of CaP in marine sediments	0.015 Tmol y ⁻¹	0.045 Tmol y ⁻¹	50% of total P burial as CaP
F ₅₉	Burial of FeP in marine sediments	0.006 Tmol y ⁻¹	0.023 Tmol y ⁻¹	25% of total P burial as FeP
F ₂₅	Reactive P flux from continents to oceans	0.036 Tmol y ⁻¹	0.09 Tmol y ⁻¹	PF1
F ₆₁	Uplift and exposure of marine sedimentary POC	F ₃₆	F ₃₆	–
F _{72, F₈₂, F₉₂}	Uplift and exposure of marine sedimentary POP	F _{47, F₅₈, F₅₉}	F _{47, F₅₈, F₅₉}	–

Marine phosphorus cycle: sensitivity to oceanic circulation

C. P. Slomp and P. Van Cappellen

Title Page

Abstract

Introduction

Conclusions

References

Tables

Figures

◀

▶

◀

▶

Back

Close

Full Screen / Esc

Printer-friendly Version

Interactive Discussion

Marine phosphorus cycle: sensitivity to oceanic circulation

C. P. Slomp and P. Van Cappellen

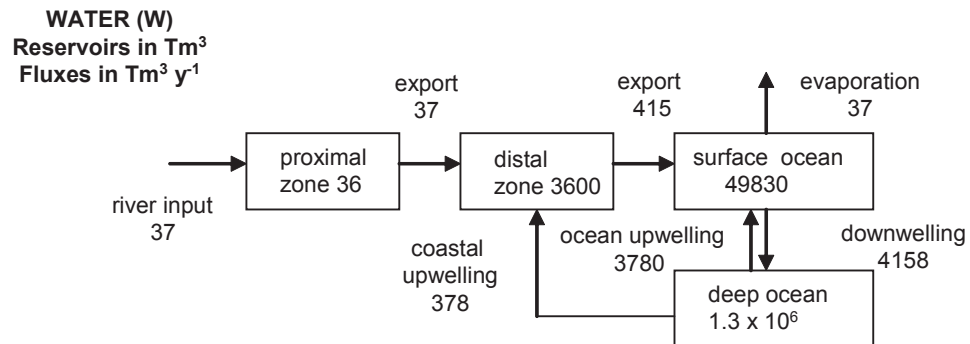


Fig. 1. Modern, steady-state oceanic water (W) cycle. Reservoirs in Tm^3 ; Fluxes in $\text{Tm}^3 \text{y}^{-1}$.

Title Page

Abstract

Introduction

Conclusions

References

Tables

Figures

◀

▶

◀

▶

Back

Close

Full Screen / Esc

Printer-friendly Version

Interactive Discussion

Marine phosphorus cycle: sensitivity to oceanic circulation

C. P. Slomp and P. Van Cappellen

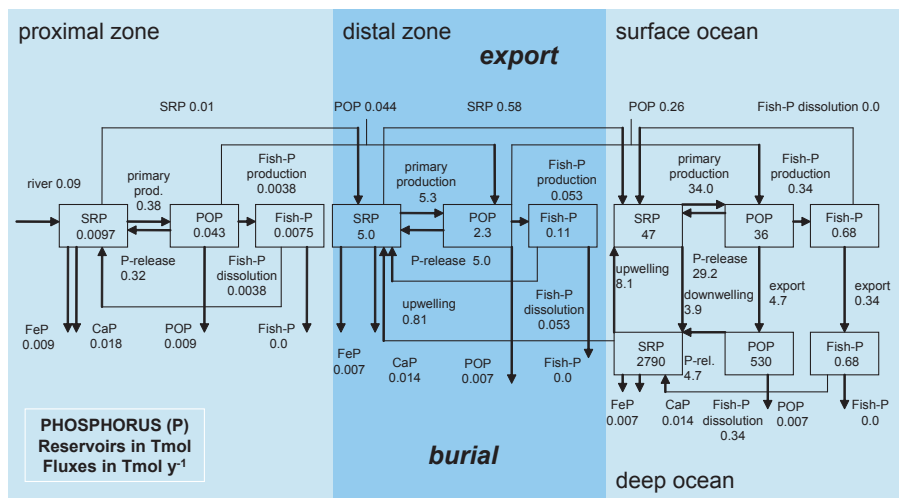


Fig. 2. Modern steady-state oceanic phosphorus (P) cycle. Reservoirs in Tmol; Fluxes in Tmol y⁻¹.

Title Page

Abstract Introduction

Conclusions References

Tables Figures

◀ ▶

◀ ▶

Back Close

Full Screen / Esc

Printer-friendly Version

Interactive Discussion

Marine phosphorus cycle: sensitivity to oceanic circulation

C. P. Slomp and P. Van Cappellen

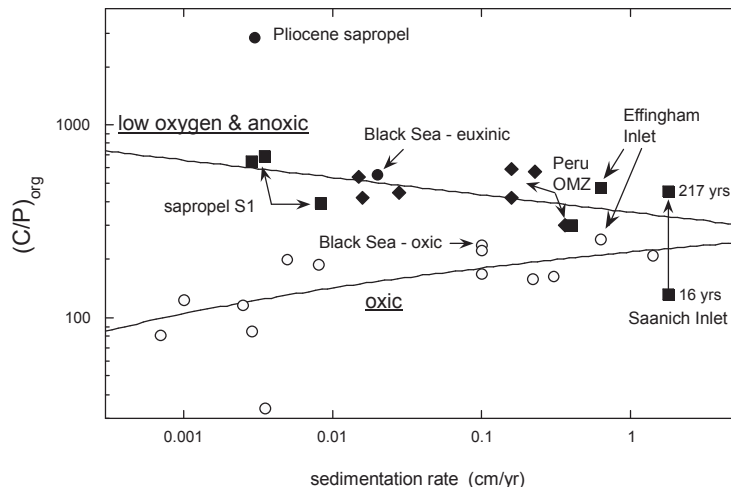


Fig. 3. Compilation of average molar carbon to phosphorus in buried sedimentary organic matter ($C/P_{org} = POC/POP$) for various modern and recent marine depositional environments showing the dependence on the redox state of the bottom waters. Oxic: open circles; Low oxygen: closed diamonds; Anoxic: closed squares; Euxinic: closed circles. OMZ = Oxygen Minimum Zone. The two points for Saanich Inlet correspond to two depth intervals from the same core. Sources: Carman et al. (1996); Filippelli (2001); Hammond et al. (1999); Ingall and Van Cappellen (1990); Ingall et al. (2005); Schenau (1999); Schenau et al. (2000); Slomp et al. (1996, 1998, 2002, 2004); Van Cappellen and Ingall (1997).

Title Page

Abstract

Introduction

Conclusions

References

Tables

Figures

◀

▶

◀

▶

Back

Close

Full Screen / Esc

Printer-friendly Version

Interactive Discussion

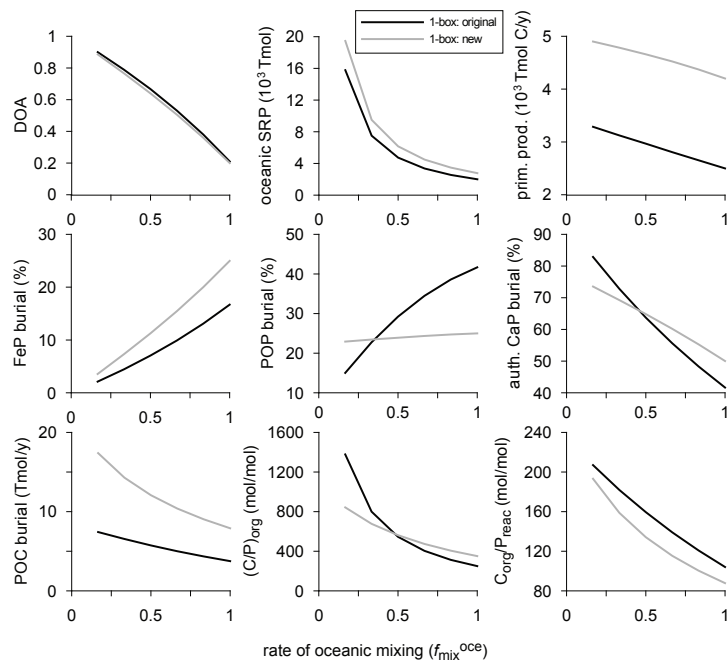


Fig. 4. Steady state response of the degree of anoxicity of the ocean (DOA) and the oceanic cycles of P and C to reduced oceanic circulation as calculated with the original 1-box model of Van Cappellen and Ingall (1994) (black lines) and the new 1-box model described in Sect. 2.5 (grey lines). The non-dimensional mixing parameter $f_{\text{mix}}^{\text{oce}}$ for the modern ocean is 1. P_{react} stands for total reactive P.

Marine phosphorus cycle: sensitivity to oceanic circulation

C. P. Slomp and P. Van Cappellen

Title Page

Abstract

Introduction

Conclusions

References

Tables

Figures

◀

▶

◀

▶

Back

Close

Full Screen / Esc

Printer-friendly Version

Interactive Discussion

Marine phosphorus cycle: sensitivity to oceanic circulation

C. P. Slomp and P. Van Cappellen

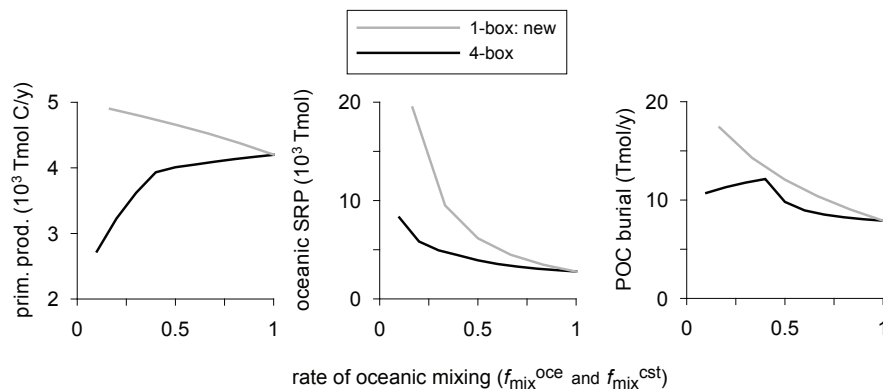


Fig. 5. Steady state response of primary productivity (10^3 Tmol C y^{-1}), the reservoir of oceanic SRP (10^3 Tmol P) and POC burial (Tmol C y^{-1}) to reduced oceanic circulation for the new 1-box model (grey lines) and the 4-box model (black lines). Note that f_{mix}^{cst} and f_{mix}^{oce} change simultaneously in the 4-box model.

Title Page

Abstract Introduction

Conclusions References

Tables Figures

⏪ ⏩

◀ ▶

Back Close

Full Screen / Esc

Printer-friendly Version

Interactive Discussion

Marine phosphorus cycle: sensitivity to oceanic circulation

C. P. Slomp and P. Van Cappellen

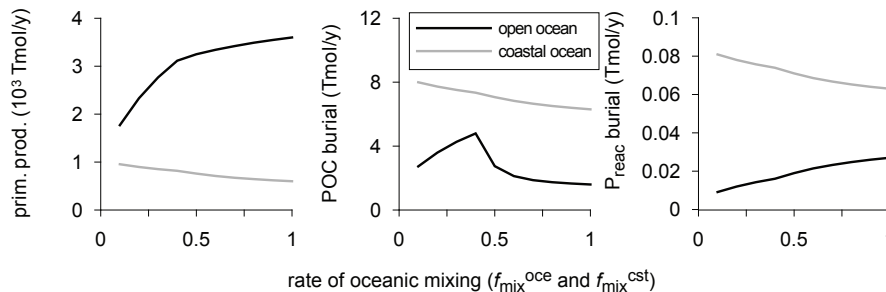


Fig. 6. Comparison of the contribution of the coastal (grey lines) and open ocean (black lines) to primary productivity ($10^3 \text{ Tmol C y}^{-1}$) and burial of POC and reactive P (Tmol y^{-1}) upon decreased circulation for the 4-box model.

Title Page

Abstract

Introduction

Conclusions

References

Tables

Figures

◀

▶

◀

▶

Back

Close

Full Screen / Esc

Printer-friendly Version

Interactive Discussion

Marine phosphorus cycle: sensitivity to oceanic circulation

C. P. Slomp and P. Van Cappellen

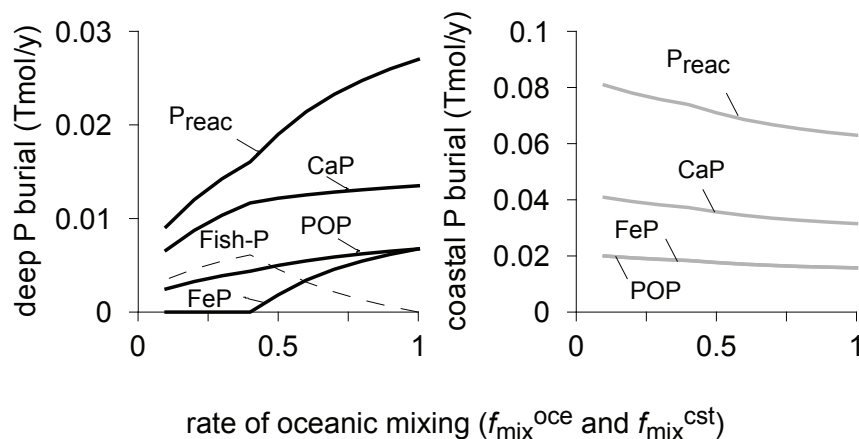


Fig. 7. Phosphorus speciation in deep sea and coastal sediments upon decreased circulation for the 4-box model. The dotted line indicates the burial flux of fish debris (Fish-P) when both phosphatic fish debris and authigenic calcium phosphate (CaP) burial are assumed to be redox-dependent.

Title Page

Abstract Introduction

Conclusions References

Tables Figures

⏪ ⏩

◀ ▶

Back Close

Full Screen / Esc

Printer-friendly Version

Interactive Discussion

Marine phosphorus cycle: sensitivity to oceanic circulation

C. P. Slomp and P. Van Cappellen

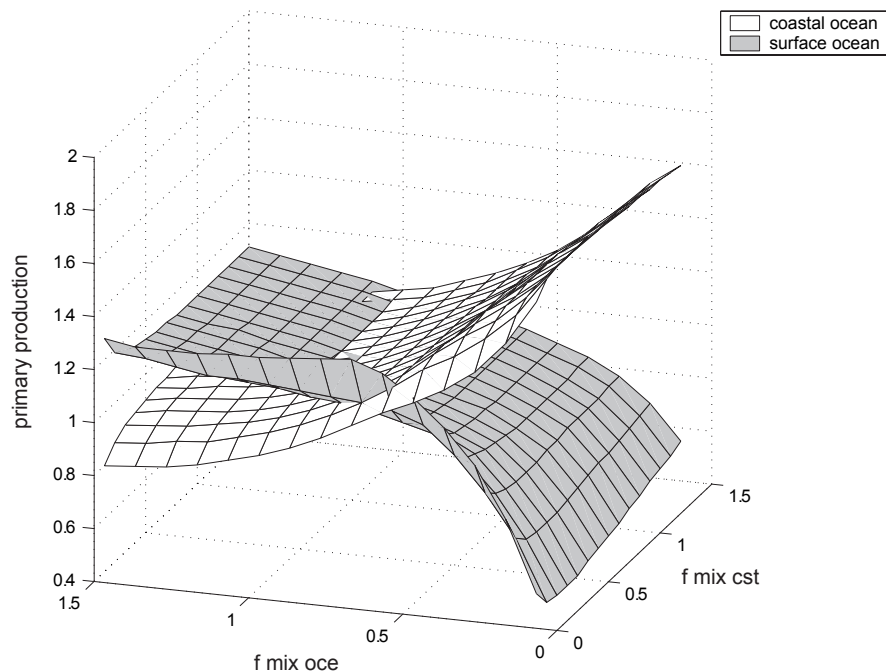


Fig. 8. Steady state response of coastal ocean and surface ocean primary productivity (on a relative scale, with 1 being the value assumed for the modern, pre-anthropogenic ocean) to independent changes in $f_{\text{mix}}^{\text{cst}}$ and $f_{\text{mix}}^{\text{oce}}$.

[Title Page](#)[Abstract](#)[Introduction](#)[Conclusions](#)[References](#)[Tables](#)[Figures](#)[◀](#)[▶](#)[◀](#)[▶](#)[Back](#)[Close](#)[Full Screen / Esc](#)[Printer-friendly Version](#)[Interactive Discussion](#)

Marine phosphorus cycle: sensitivity to oceanic circulation

C. P. Slomp and P. Van Cappellen

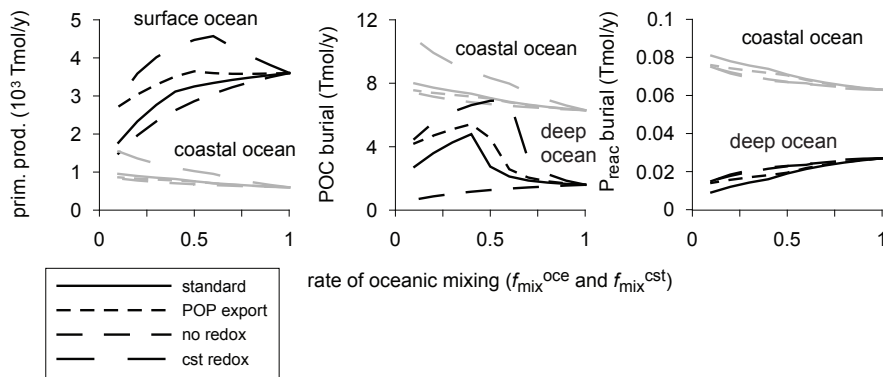


Fig. 9. Steady state response of surface and coastal ocean primary productivity (in 10^3 Tmol y^{-1}), and burial of POC and reactive P (in Tmol y^{-1}) to decreased circulation in 4 scenarios: (1) standard (drawn line); (2) 50% of POP and POC transfer from shelves to open ocean independent of circulation (POP export; short dash); (3) no redox-dependent reactive P and POC burial in the deep ocean (no redox; medium dash); (4) redox-dependent reactive P and POC burial in the distal ocean (cst redox; long dash).

Title Page

Abstract Introduction

Conclusions References

Tables Figures

◀ ▶

◀ ▶

Back Close

Full Screen / Esc

Printer-friendly Version

Interactive Discussion

Marine phosphorus cycle: sensitivity to oceanic circulation

C. P. Slomp and P. Van Cappellen

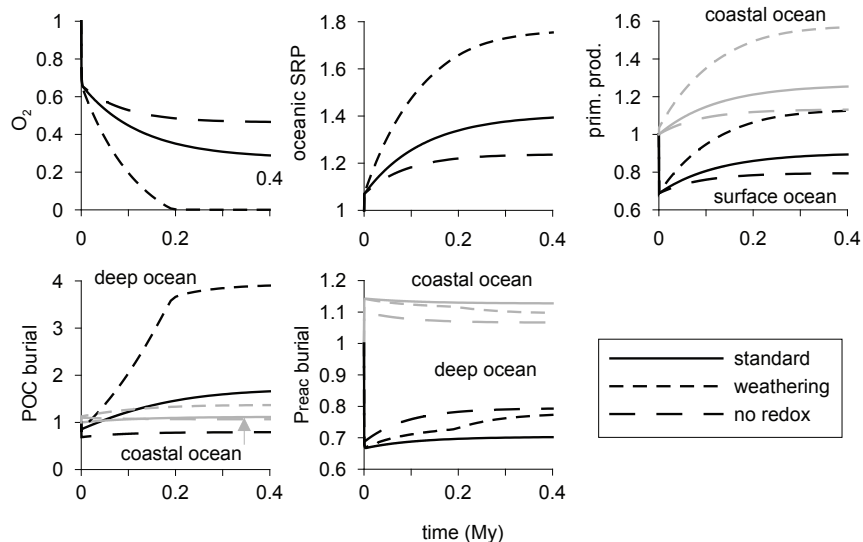


Fig. 10. Transient response of deep ocean O₂ and SRP, primary productivity and burial of POC and reactive P to a 50% reduction in oceanic circulation, relative to the present ocean, for 3 scenario's: (1) standard (drawn line); (2) 20% increase in river input of reactive P (weathering; short dash); (3) no redox-dependent reactive P and POC burial in the deep ocean (no redox; medium dash).

Title Page

Abstract Introduction

Conclusions References

Tables Figures

◀ ▶

◀ ▶

Back Close

Full Screen / Esc

Printer-friendly Version

Interactive Discussion