

**Stable carbon isotopes in coastal Antarctic environments**

S. F. Henley et al.

This discussion paper is/has been under review for the journal Biogeosciences (BG).  
Please refer to the corresponding final paper in BG if available.

# Factors influencing the stable carbon isotopic composition of suspended and sinking organic matter in the coastal Antarctic sea ice environment

S. F. Henley<sup>1</sup>, A. L. Annett<sup>1</sup>, R. S. Ganeshram<sup>1</sup>, D. S. Carson<sup>1</sup>, K. Weston<sup>2</sup>, X. Crosta<sup>3</sup>,  
A. Tait<sup>4</sup>, J. Dougan<sup>4</sup>, A. E. Fallick<sup>4</sup>, and A. Clarke<sup>5</sup>

<sup>1</sup>School of GeoSciences, The University of Edinburgh, West Mains Road, Edinburgh, EH9 3JW, UK

<sup>2</sup>Laboratory of Global Marine and Atmospheric Chemistry, School of Environmental Sciences, University of East Anglia, Norwich, NR4 7TJ, UK

<sup>3</sup>UMR-CNRS 5805 EPOC, Universite Bordeaux 1, Av. Des Facultes, 33405 Talence, Cedex, France

<sup>4</sup>Scottish Universities Environmental Research Centre, Scottish Enterprise Technology Park, Rankine Avenue, East Kilbride, Glasgow, G75 0QF, UK

<sup>5</sup>British Antarctic Survey, High Cross, Madingley Road, Cambridge, CB3 0ET, UK

Received: 7 October 2011 – Accepted: 27 October 2011 – Published: 16 November 2011

Correspondence to: S. F. Henley (s.f.henley@sms.ed.ac.uk)

Published by Copernicus Publications on behalf of the European Geosciences Union.

Title Page

Abstract

Introduction

Conclusions

References

Tables

Figures

⏪

⏩

◀

▶

Back

Close

Full Screen / Esc

Printer-friendly Version

Interactive Discussion



## Abstract

A high resolution time-series analysis of stable carbon isotopic signatures in particulate organic carbon ( $\delta^{13}\text{C}_{\text{POC}}$ ) and associated biogeochemical parameters in sea ice and surface waters provides an insight into the factors affecting  $\delta^{13}\text{C}_{\text{POC}}$  in the coastal western Antarctic Peninsula (WAP) sea ice environment. The study covers two austral summer seasons in Ryder Bay, northern Marguerite Bay between 2004 and 2006. A shift in diatom species composition during the 2005/2006 summer bloom to near-complete biomass dominance of *Proboscia inermis* is strongly correlated with a large  $\sim 10\text{‰}$  negative isotopic shift in  $\delta^{13}\text{C}_{\text{POC}}$  that cannot be explained by a concurrent change in concentration or isotopic signature of  $\text{CO}_2$ . We hypothesise that the  $\delta^{13}\text{C}_{\text{POC}}$  shift may be driven by the contrasting biochemical mechanisms and utilisation of carbon-concentrating mechanisms in different diatom species. These short-lived yet pronounced negative  $\delta^{13}\text{C}_{\text{POC}}$  excursions drive a  $4\text{‰}$  decrease in the seasonal average  $\delta^{13}\text{C}_{\text{POC}}$  signal, which is transferred to sediment traps and core-top sediments and consequently has the potential for preservation in the sedimentary record. This  $4\text{‰}$  difference between seasons of contrasting sea ice conditions and upper water column stratification matches the full amplitude of glacial-interglacial Southern Ocean  $\delta^{13}\text{C}_{\text{POC}}$  variability and, as such, we invoke phytoplankton species changes as a potentially important factor influencing sedimentary  $\delta^{13}\text{C}_{\text{POC}}$ . We also find significantly higher  $\delta^{13}\text{C}_{\text{POC}}$  in sea ice than surface waters, consistent with autotrophic carbon fixation in a semi-closed environment and possible contributions from post-production degradation, biological utilisation of  $\text{HCO}_3^-$  and production of exopolymeric substances (EPS). This study demonstrates the importance of surface water diatom speciation effects and isotopically heavy sea ice-derived material for  $\delta^{13}\text{C}_{\text{POC}}$  in Antarctic coastal environments and underlying sediments, with consequences for the utility of diatom-based  $\delta^{13}\text{C}_{\text{POC}}$  in the sedimentary record.

### Stable carbon isotopes in coastal Antarctic environments

S. F. Henley et al.

Title Page

Abstract

Introduction

Conclusions

References

Tables

Figures

◀

▶

◀

▶

Back

Close

Full Screen / Esc

Printer-friendly Version

Interactive Discussion



## 1 Introduction

During photosynthetic uptake of aqueous carbon dioxide, marine phytoplankton preferentially assimilate the lighter isotope, carbon-12, thus increasing the stable carbon isotopic signature,  $\delta^{13}\text{C}$ , of the residual pool of dissolved inorganic carbon (DIC). As such, marine algae always display lower  $\delta^{13}\text{C}_{\text{POC}}$  than the inorganic carbon source they assimilate (Hayes, 1993). Several studies have demonstrated that on large oceanic scales,  $\delta^{13}\text{C}$  of the product organic carbon ( $\delta^{13}\text{C}_{\text{POC}}$ ) is inversely correlated with the concentration of dissolved molecular carbon dioxide ( $[\text{CO}_{2(\text{aq})}]$ ) in surface waters (Rau et al., 1989, 1991). This inverse relationship has been exploited to use  $\delta^{13}\text{C}_{\text{POC}}$  in marine sediment cores as a proxy to reconstruct surface water  $[\text{CO}_{2(\text{aq})}]$  and atmospheric  $p\text{CO}_2$  in the past (Jasper and Hayes, 1990; Freeman and Hayes, 1992; Bentaleb and Fontugne, 1998).

However, several studies have demonstrated that this relationship cannot be applied universally and in high-southern latitudes particularly, the anti-correlation between  $\delta^{13}\text{C}_{\text{POC}}$  and  $[\text{CO}_{2(\text{aq})}]$  can be decoupled by physical and biological factors. Amongst these factors are phytoplankton growth rate and its regulation by temperature and light levels (O'Leary et al., 2001), cell size and shape (Burkhardt et al., 1999; Popp et al., 1998; Trull and Armand, 2001) and non-diffusive carbon uptake through carbon concentration mechanisms (Cassar et al., 2004; Rau, 2001).

Paleoceanographic studies of the Southern Ocean have observed that the  $\delta^{13}\text{C}$  of diatom-bound organic matter was depleted in  $^{13}\text{C}$  during glacial times relative to interglacials and the Holocene (Crosta and Shemesh, 2002; Rosenthal et al., 2000; Schneider-Mor et al., 2005; Singer and Shemesh, 1995). However, ice core records show that glacial  $p\text{CO}_2$  was lower than during interglacials (Kienast et al., 2001), which would be expected to drive  $\delta^{13}\text{C}_{\text{POC}}$  more positive. Definitive explanations for low glacial  $\delta^{13}\text{C}_{\text{POC}}$  remain unclear but potential contributing factors include lower algal growth rates during glacial periods (Rosenthal et al., 2000), sea ice-triggered increase in  $[\text{CO}_{2(\text{aq})}]$  (Crosta and Shemesh, 2002) and the effects of changes in diatom

**BGD**

8, 11041–11088, 2011

### Stable carbon isotopes in coastal Antarctic environments

S. F. Henley et al.

Title Page

Abstract

Introduction

Conclusions

References

Tables

Figures

⏪

⏩

◀

▶

Back

Close

Full Screen / Esc

Printer-friendly Version

Interactive Discussion

abundance or species composition (Crosta et al., 2005). Documenting the processes that decouple carbon isotopes from the classic  $\delta^{13}\text{C}_{\text{POC}}$  versus  $p\text{CO}_2$  relationship used for paleo- $\text{CO}_2$  reconstructions is important in understanding the role of the Southern Ocean in glacial-interglacial climate change. This study provides a detailed high-resolution time-series analysis of carbon isotopes and associated biogeochemical parameters in surface waters, sea ice, sediment traps and core-top sediments in order to elucidate the key factors influencing surface and sinking  $\delta^{13}\text{C}_{\text{POC}}$  in the Antarctic sea ice zone on a seasonal timescale, as well as their potential for preservation in marine sediments.

## 2 Materials and methods

### 2.1 Study area

This study was conducted over two growing seasons and the intervening winter of full sea ice cover between 2004 and 2006 in Ryder Bay and Marguerite Bay, located south of Adelaide Island, west of the WAP mainland (Fig. 1). Ryder Bay is a coastal, seasonally sea ice-covered Southern Ocean environment in which diatoms dominate the summer assemblages, with biomass of other phytoplankton such as prymnesiophytes and cryptophytes more than an order of magnitude lower (Garibotti et al., 2005). Ryder Bay adjoins Marguerite Bay and the principal study site is the Rothera Oceanographic and Biological Time-Series (RaTS) site at  $67^\circ 34.02' \text{ S}$ ,  $68^\circ 14.02' \text{ W}$  (Clarke et al., 2008), situated in open water of depth 520 m. If access to the main RaTS site is prevented by weather or ice conditions, a secondary station at  $67^\circ 34.85' \text{ S}$ ,  $68^\circ 09.34' \text{ W}$  of water depth  $\sim 400 \text{ m}$  is used as an alternative site also representative of prevailing oceanographic conditions in Ryder Bay. The Marguerite Bay site is located at  $67^\circ 55.39' \text{ S}$ ,  $68^\circ 24.15' \text{ W}$  in open water of depth 840 m.

**BGD**

8, 11041–11088, 2011

## Stable carbon isotopes in coastal Antarctic environments

S. F. Henley et al.

Title Page

Abstract

Introduction

Conclusions

References

Tables

Figures

⏪

⏩

◀

▶

Back

Close

Full Screen / Esc

Printer-friendly Version

Interactive Discussion

## 2.2 Sea ice sampling

Sea ice brine was sampled according to sea ice availability at three locations: the RaTS site, Hangar Cove and Lagoon Island (Fig. 1). Fifteen samples were taken over the course of the study: five Lagoon Island land-fast ice samples taken in December 2004, two winter sea ice samples taken at the RaTS site in September and October 2005 and eight early spring samples from Hangar Cove in November and December 2005.

Sea ice brine was sampled using a sack hole drilling method, with samples for the stable carbon isotopic composition of  $\text{CO}_2(\delta^{13}\text{C}_{\text{CO}_2})$  and  $[\text{CO}_{2(\text{aq})}]$  taken first to minimise atmospheric contamination. Samples for  $\delta^{13}\text{C}_{\text{CO}_2}$  were taken using a 50 ml syringe and gently injected into a 12 ml glass exetainer vial preloaded with 50  $\mu\text{l}$  of 35  $\text{gl}^{-1}$  copper (II) sulphate to suppress bacterial activity (Winslow et al., 2001).

Alkalinity samples for  $[\text{CO}_{2(\text{aq})}]$  determination were taken by immersing a 250 ml BOD bottle in the sack hole, ensuring no air bubbles were included and sealing the bottle with a glass stopper. On return to the laboratory, alkalinity samples were stored, unfiltered, in the dark overnight to allow them to reach room temperature and thus maintain a steady temperature throughout subsequent analysis on the following day.

For particulate organic carbon measurements, sea ice brine samples were filtered through muffle-furnaced (400 °C for 4 h) 47 mm diameter GF/F filters, of pore size  $\sim 0.7 \mu\text{m}$ , within two hours of collection. The filters were then dried at 50 °C overnight, and stored frozen until analysis. For diatom census counts, sea ice brine was filtered through 37 mm diameter polycarbonate filters, of pore size 0.45  $\mu\text{m}$ . Filters were dried overnight at 50 °C and stored in clean plastic Petri-slides until analysis.

## 2.3 Surface water sampling

A high resolution time series of surface water samples was taken in Ryder Bay, at the RaTS site during the austral spring and summer of 2004/2005 and 2005/2006. Low resolution time series sampling was conducted during winter 2005.

**BGD**

8, 11041–11088, 2011

### Stable carbon isotopes in coastal Antarctic environments

S. F. Henley et al.

Title Page

Abstract

Introduction

Conclusions

References

Tables

Figures

⏪

⏩

◀

▶

Back

Close

Full Screen / Esc

Printer-friendly Version

Interactive Discussion



---

## Stable carbon isotopes in coastal Antarctic environments

S. F. Henley et al.

---

Title Page

Abstract

Introduction

Conclusions

References

Tables

Figures

⏪

⏩

◀

▶

Back

Close

Full Screen / Esc

Printer-friendly Version

Interactive Discussion



A normal sampling event consisted of collection of seawater samples from 15 m water depth, the average depth of the chlorophyll maximum in Ryder Bay since sampling began in 1997 (Clarke et al., 2008). Samples were taken for determination of chlorophyll-*a*,  $[\text{CO}_{2(\text{aq})}]$ ,  $\delta^{13}\text{C}_{\text{CO}_2}$ , suspended POC,  $\delta^{13}\text{C}_{\text{POC}}$  and diatom assemblages and measurements were taken for temperature and salinity using a YSI-500 multi-parameter meter. Each sampling event was accompanied by a full-depth Conductivity Temperature Depth (CTD) cast to monitor changes in mixed layer depth (MLD).

CTD casts were taken to 500 m depth using a Sea Bird 19 + CTD module with a WetLabs in-line fluorometer and LiCor PAR sensor. For measurement of temperature at the 15 m sampling depth, a Sorenson Instrumente Systeme GmbH reversible thermometer was lowered to 15 m and allowed to equilibrate for two minutes before a brass messenger was sent down to initiate temperature recording.

Surface water samples were taken using a 5 l Niskin bottle for chlorophyll-*a*,  $\delta^{13}\text{C}_{\text{CO}_2}$  and  $[\text{CO}_{2(\text{aq})}]$  measurements. For  $\delta^{13}\text{C}_{\text{CO}_2}$ , water was drawn from the Niskin bottle using a 50 ml syringe and gently injected into a 12 ml glass exetainer vial preloaded with 50  $\mu\text{l}$  of 35  $\text{g l}^{-1}$  copper sulphate to suppress bacterial activity (Winslow et al., 2001). Alkalinity samples for  $[\text{CO}_{2(\text{aq})}]$  determination were taken from the Niskin straight into a 250 ml BOD bottle, which was immediately sealed with a glass stopper whilst overflowing and ensuring that no air bubbles were present. Chlorophyll samples were collected and treated as per Clarke et al. (2008). Particulate samples were retrieved using a 12 V whale pump and 15 m of silicone tubing weighted down at the end. Water from 15 m was pumped into 10 l HDPE carboys for transfer back to the laboratory. Surface water samples were prepared for particulate organic carbon measurements and diatom census counts in the same way as was sea ice brine.

### 2.4 Sediment trap and surface sediment sampling

Two sediment trap mooring arrays were deployed to catch sinking particles for  $\delta^{13}\text{C}_{\text{POC}}$  analysis and flux calculations, concurrent with the time series water sampling programme; one at the RaTS site and the other at the deeper Marguerite Bay site.

## Stable carbon isotopes in coastal Antarctic environments

S. F. Henley et al.

Title Page

Abstract

Introduction

Conclusions

References

Tables

Figures

⏪

⏩

◀

▶

Back

Close

Full Screen / Esc

Printer-friendly Version

Interactive Discussion



Each mooring consisted of two time-series sediment traps, at 200 m and 512 m for the RaTS mooring and 123 m and 745 m for the Marguerite Bay mooring. Each sediment trap consisted of 21 rotating cups programmed to rotate at predefined intervals. Cup turnover times were shorter giving higher resolution during periods of potential sea ice melt and the spring bloom, whilst lower resolution cup rotation was used during the low flux winter periods.

Both sediment trap mooring arrays were deployed from late-January 2005 to mid-February 2006. Upon recovery, all sediment trap bottles were removed and replaced, and the moorings redeployed.

Prior to deployment, each cup was filled with filtered seawater spiked with an extra 5‰ NaCl in order to increase its density and prevent mixing with the overlying seawater. Finally, cups were spiked with formaldehyde to give an overall concentration of 2% (v/v) to prevent bioturbation, by killing swimmers and stopping biological activity. Formaldehyde-preservation of sediment trap material for  $\delta^{13}\text{C}_{\text{POC}}$  analysis is widely used (Thunell et al., 2000; Struck et al., 2004; Mincks et al., 2008) and is deemed appropriate for the purposes of this study since formaldehyde preservative does not add sufficient organic carbon to sediment trap material to alter  $\delta^{13}\text{C}_{\text{POC}}$  (Altabet, 2001).

Box core samples were taken at the RaTS site and the Marguerite Bay site in January 2005 and December 2006 aboard R. R. S. James Clark Ross. In each case, the box core was taken and then four sub-cores of approximately 30 cm were taken by pushing plastic sleeves through the box core. Core-top samples were collected from the top two 0.5 cm intervals from each sub-core.

### 2.5 Surface water and sea ice $[\text{CO}_{2(\text{aq})}]$ and $\delta^{13}\text{C}_{\text{CO}_2}$ determination

$[\text{CO}_{2(\text{aq})}]$  was determined using measurements of salinity and temperature, detailed above, with pH and alkalinity. On the day following sampling, pH was measured and alkalinity was determined by titration with 0.05 M HCl and the Gran plot method (Almgren et al., 1983).  $[\text{CO}_{2(\text{aq})}]$  was calculated using constants from Dickson and Millero (1987), Hansson (1973) and Mehrbach et al. (1973) using the CO2SYS programme (Lewis and

## Stable carbon isotopes in coastal Antarctic environments

S. F. Henley et al.

Title Page

Abstract

Introduction

Conclusions

References

Tables

Figures

⏪

⏩

◀

▶

Back

Close

Full Screen / Esc

Printer-friendly Version

Interactive Discussion

Wallace, 1998).  $\delta^{13}\text{C}_{\text{DIC}}$  analysis was conducted by GC-IRMS using a method similar to Assayag et al. (2006). The 12 ml glass exetainer vial containing 12 ml of seawater sample spiked with  $\text{CuSO}_4 \cdot 5\text{H}_2\text{O}$  was split into two samples by inserting a closed syringe through the septum of the vial and injecting 6 ml of Helium gas into the sample vial using a separate needle and syringe. The 6 ml of sample forced into the closed syringe by the He injection was then injected into a clean 12 ml exetainer vial that had been under vacuum for 30 min. Each sample vial was then injected with 0.6 ml of concentrated  $\text{H}_3\text{PO}_4$  in order to convert the DIC into aqueous and gaseous  $\text{CO}_2$  for analysis. Three sets of isotopic standards were prepared (MAB2,  $\text{CaCO}_3$  and  $\text{NaHCO}_3$ ) using a range of final DIC concentrations. The standards were weighed into 12 ml glass exetainer vials and then placed on a vacuum to remove all gases. 6 ml of 10 %  $\text{H}_3\text{PO}_4$  was then injected into each standard vial to reproduce the same conditions as in the sample vials.  $\delta^{13}\text{C}_{\text{DIC}}$  was analysed using a custom-built GC-IRMS system, from which raw  $\delta^{13}\text{C}$  values were corrected using the isotopic standards. Precision of  $\delta^{13}\text{C}_{\text{DIC}}$  values was generally better than 0.2 ‰.  $\delta^{13}\text{C}_{\text{CO}_2}$  was determined from  $\delta^{13}\text{C}_{\text{DIC}}$  and absolute temperature ( $T_K$  in Kelvin) using Eq. (1) from Rau et al. (1996):

$$\delta^{13}\text{C}_{\text{CO}_2} = \delta^{13}\text{C}_{\text{DIC}} + 23.644 - 9701.5/T_K \quad (1)$$

### 2.6 POC, PN and $\delta^{13}\text{C}_{\text{POC}}$ analysis

Bulk POC, particulate nitrogen (PN) and  $\delta^{13}\text{C}_{\text{POC}}$  analyses were conducted using a method similar to Lourey et al. (2004). Prior to analysis, the filters were decarbonated by wetting with Milli-Q water and fuming with HCl for 48 h and then drying at 50 °C. Filters were cut in half and analysed for elemental POC, PN and  $\delta^{13}\text{C}_{\text{POC}}$  using a Carlo Erba NA 2500 elemental analyser in-line with a VG PRISM III isotope ratio mass spectrometer. The two halves were analysed separately and then data were summed, to achieve final representative values for the whole filters. All  $\delta^{13}\text{C}$  data are presented in the delta per mil notation versus V-PDB (‰ $_{\text{VPDB}}$ ).



## 2.7 Diatom species counts

Diatom assemblages were determined by analysing a subsample of each polycarbonate filter by scanning electron microscopy. Counting methods, surface area, volume and biomass determinations and species identification in surface samples are detailed in Annett et al. (2010). Sea ice samples were analysed following identical protocols. Diatom census counts were also conducted on sediment trap material, according to the methods of Laws (1983) and Schrader and Gersonde (1978). Full details on slide preparation and diatom identification are as per Crosta et al. (2004).

## 2.8 Sediment trap and core-top sediment $\delta^{13}\text{C}_{\text{POC}}$ analysis

After recovery of the sediment trap mooring arrays, the solution in each sample cup was allowed to settle, the supernatant siphoned off and the swimmers removed. Each sample cup was then split into 10 fractions using a rotary splitter at the National Oceanography Centre (NOC), Southampton, UK.

One fraction from each sediment collection cup was washed, freeze-dried and ground for analysis of  $\delta^{13}\text{C}_{\text{POC}}$ . Duplicate 10 mg aliquots of this dried sediment were weighed into silver capsules, acidified with 5% HCl to remove carbonates and then dried at 60°C overnight. Decarbonated samples were then analysed for  $\delta^{13}\text{C}_{\text{POC}}$  using a VG PRISM III isotope ratio mass spectrometer. One sub-core of each box core was prepared and analysed for  $\delta^{13}\text{C}_{\text{POC}}$  in the same way as the sediment trap cup fraction.

## 3 Results

### 3.1 Seasonal sea ice cover and productivity

Sea ice cover, mixed layer depth (MLD) and chlorophyll-*a* data from the austral summer growing seasons of 2004/2005 and 2005/2006 are presented in Fig. 2. Total sea ice

**BGD**

8, 11041–11088, 2011

## Stable carbon isotopes in coastal Antarctic environments

S. F. Henley et al.

Title Page

Abstract

Introduction

Conclusions

References

Tables

Figures

⏪

⏩

◀

▶

Back

Close

Full Screen / Esc

Printer-friendly Version

Interactive Discussion



## Stable carbon isotopes in coastal Antarctic environments

S. F. Henley et al.

Title Page

Abstract

Introduction

Conclusions

References

Tables

Figures

◀

▶

◀

▶

Back

Close

Full Screen / Esc

Printer-friendly Version

Interactive Discussion



cover was variable between the two seasons at the RaTS site, with full cover occurring for 138 days from 16 June to 1 November during winter 2004 and 198 days from 10 June to 25 December 2005. The mixed layer depth (MLD) data show typical seasonality for Ryder Bay, with a deep winter mixed layer and a shallow surface layer in summer, influenced heavily by sea ice and surrounding glaciers (Meredith et al., 2004). Mixed layer depth is defined as the depth at which  $\sigma_0 = \sigma_0(\text{surface}) + 0.05$  (Barth et al., 2001), where  $\sigma_0$  is the potential density anomaly =  $\rho - 1000$ , and  $\rho$  is density in  $\text{kg m}^{-3}$ . A stratified surface ocean during summer reduces wind-induced vertical mixing and provides a stable environment for proliferation of diatom blooms and resultant seasonal draw-down of macro- and micronutrients (Clarke et al., 2008). In this study, both growing seasons lasted  $\sim 4$  months, but the 2005/2006 phytoplankton bloom occurred around 6 weeks later in accordance with later sea ice retreat. Summer surface water conditions were also much more stable in 2005/2006 with a longer period characterised by a shallow mixed layer, in agreement with more persistent sea ice cover during the preceding winter.

### 3.2 Dissolved carbon dioxide and $\delta^{13}\text{C}_{\text{CO}_2}$ in surface waters and sea ice

The concentration of  $\text{CO}_2$  and  $\delta^{13}\text{C}_{\text{CO}_2}$  in surface waters show a general trend of  $[\text{CO}_{2(\text{aq})}]$  decrease and  $^{13}\text{C}$  enrichment during spring and summer during both summer seasons (Fig. 3). During the 2004/2005 season,  $[\text{CO}_{2(\text{aq})}]$  decreased from values as high as  $54.2 \mu\text{M}$  to  $5.1 \mu\text{M}$  whilst  $\delta^{13}\text{C}_{\text{CO}_2}$  values rose from  $-10.9$  to  $-9.0$ ‰. Similarly during the 2005/2006 season,  $[\text{CO}_{2(\text{aq})}]$  decreased from a high winter value of  $33.7 \mu\text{M}$  to  $13.6 \mu\text{M}$  and  $\delta^{13}\text{C}_{\text{CO}_2}$  values rose from  $-10.9$  to  $-9.2$ ‰. Important to note however, is that the 2004/2005 season was characterised by rapid and large fluctuations in  $[\text{CO}_{2(\text{aq})}]$ ; in fact, season maximum concentration occurs after the first chlorophyll peak in the middle of the growing season. Conversely,  $[\text{CO}_{2(\text{aq})}]$  shows a much more systematic reduction over the duration of the 2005/2006 growing season, albeit with a lesser overall drawdown. Similarly,  $\delta^{13}\text{C}_{\text{CO}_2}$  shows much more variability in 2004/2005

than the gradual increase seen in summer 2005/2006. The greater variability seen in the 2004/2005 season depicts regular inputs of CO<sub>2</sub>, which resulted in small negative shifts in  $\delta^{13}\text{C}_{\text{CO}_2}$  to values as low as  $-10.5\%$  during January and February 2005.

The absence of such fluctuations in  $\delta^{13}\text{C}_{\text{CO}_2}$  during summer 2005/2006 shows that there is no regular mid-season input of CO<sub>2</sub>. However, there is one marked increase in [CO<sub>2(aq)</sub>] and simultaneous decrease in  $\delta^{13}\text{C}_{\text{CO}_2}$ , which provides evidence for a one-off mid-season input of CO<sub>2</sub>, coincident with a mid-season chlorophyll reduction between two periods of intense phytoplankton productivity.

The  $\delta^{13}\text{C}_{\text{CO}_2}$  in sea ice is generally enriched relative to surface waters and exhibits greater temporal variability, with values ranging from  $-10.7$  to  $-4.8\%$  (Fig. 3). CO<sub>2</sub> concentrations in sea ice brine are lower than in surface waters, consistent with higher  $\delta^{13}\text{C}_{\text{CO}_2}$ . In addition to temporal variability in [CO<sub>2(aq)</sub>] and  $\delta^{13}\text{C}_{\text{CO}_2}$ , the greater variability seen here than in surface water samples is partly spatial, as is common in sea ice brine (Rau et al., 1992; Kennedy et al., 2002) since samples were taken from different locations in the study area according to availability of ice.

### 3.3 Particulate organic carbon in surface waters and sea ice

Concentrations of POC in Ryder Bay surface waters mimic levels of chlorophyll-*a* and show similar variability over summer 2004/2005 and gradual trends in 2005/2006 as do [CO<sub>2(aq)</sub>] and  $\delta^{13}\text{C}_{\text{CO}_2}$  (Fig. 3). However, surface water  $\delta^{13}\text{C}_{\text{POC}}$  shows high inter-annual variability between the two growing seasons. During the 2004/2005 season,  $\delta^{13}\text{C}_{\text{POC}}$  increases gradually over the course of the phytoplankton bloom from  $-21.2$  to  $-17.9\%$ , with a small  $\sim 1\%$  decrease in  $\delta^{13}\text{C}_{\text{POC}}$  during late December 2004 when chlorophyll-*a* declined and [CO<sub>2(aq)</sub>] increased. In February 2005, when chlorophyll-*a* began to decline at the end of the growing season, a large yet short-lived  $\sim 9\%$  negative shift is observed in  $\delta^{13}\text{C}_{\text{POC}}$  to a season-low of  $-26.7\%$ . This occurs in concert with an increase in [CO<sub>2(aq)</sub>] of  $\sim 8\ \mu\text{M}$  and a decrease in  $\delta^{13}\text{C}_{\text{CO}_2}$  of  $\sim 1.2\%$ . At the end

**BGD**

8, 11041–11088, 2011

## Stable carbon isotopes in coastal Antarctic environments

S. F. Henley et al.

Title Page

Abstract

Introduction

Conclusions

References

Tables

Figures

⏪

⏩

◀

▶

Back

Close

Full Screen / Esc

Printer-friendly Version

Interactive Discussion

## Stable carbon isotopes in coastal Antarctic environments

S. F. Henley et al.

Title Page

Abstract

Introduction

Conclusions

References

Tables

Figures

⏪

⏩

◀

▶

Back

Close

Full Screen / Esc

Printer-friendly Version

Interactive Discussion

of the growing season,  $\delta^{13}\text{C}_{\text{POC}}$  returned to a near winter value of  $\sim -23\%$ . During the 2005/2006 growing season,  $\delta^{13}\text{C}_{\text{POC}}$  increased from a winter low of  $\sim -25\%$  in September 2005 to a season high of  $-18.8\%$  in December 2005 just prior to sea ice retreat. Once the open water spring phytoplankton bloom was underway,  $\delta^{13}\text{C}_{\text{POC}}$  was consistently around  $-21\%$  until there was an injection of  $\sim 7\ \mu\text{M}\ \text{CO}_2$  into the system during late January and concomitant decreases in  $\delta^{13}\text{C}_{\text{CO}_2}$  and  $\delta^{13}\text{C}_{\text{POC}}$  of  $0.7\%$  and  $\sim 2\%$ , respectively. In late January and early February 2006, at the commencement of the second chlorophyll-*a* peak, there was a large negative shift in  $\delta^{13}\text{C}_{\text{POC}}$  of  $\sim 10\%$  to values as low as  $-28.7\%$  (Fig. 3). This negative shift in  $\delta^{13}\text{C}_{\text{POC}}$  was maintained throughout the second chlorophyll-*a* peak and once chlorophyll had declined at the end of the growing season, towards the end of March 2006, the  $\delta^{13}\text{C}_{\text{POC}}$  returned to a typical winter value of  $-25\%$ . In agreement with this large and prolonged negative isotopic transition, a seasonal POC concentration-weighted average  $\delta^{13}\text{C}_{\text{POC}}$  of  $-24.5\%$  was significantly lower for 2005/2006 than the 2004/2005 season average of  $-20.0\%$  (2-sample *t*-test  $p < 0.001$ ).

POC:PN ratios of suspended material averaged 5.8 indicating a wholly marine origin, as would be expected at a site like Ryder Bay, due to the relative paucity of terrestrial organic matter in the vicinity (Fig. 4a). The dominant marine phytoplankton source of Ryder Bay organic matter is confirmed by POC:chl-*a*  $< 200$  in the vast majority of suspended samples.

Sea ice POC:PN is highly variable throughout the season of sea ice coverage, but an average value of 10 is higher than in surface waters (Fig. 4b). Most of our values for POC:chl-*a* in sea ice range from 83.7 to 497.0 (Fig. 4b) and therefore fall within the range of POC:chl-*a* values found in previous studies of marine biota (Eppley et al., 1973; Pollehne et al., 1993) and sea ice algal assemblages (Gleitz and Thomas, 1993). We also observe significantly higher POC:chl-*a* values of 1250 to 1750 in late-December 2004. Conversely, at the beginning of the 2004/2005 season, we find sea ice POC:chl-*a* values of  $> 20\ 000$  (not shown in Fig. 4). We attribute these values to extremely low chlorophyll levels, close to the detection limit of the technique (Fig. 4b),

which as the denominator drive POC:chl-*a* ratios unrealistically high. As such, we consider these values to be erroneous and discount them from further consideration.

### 3.4 Diatom assemblages and size classes

The surface water phytoplankton bloom in Ryder Bay is typically dominated by the microplankton fraction ( $> 20 \mu\text{m}$ ), so large solitary or chain-forming diatoms dominate over the smaller nanoplankton and picoplankton (Clarke et al., 2008). Diatom assemblages show distinct changes throughout the two growing seasons in surface waters and sea ice (Fig. 5; Annett et al., 2010). Briefly, diatom biomass in 2004/2005 was initially relatively diverse, with substantial contributions from *Minidiscus chilensis* and *Chaetoceros* (*Hyalochaeta* subgenus) species. Mid-season assemblages were dominated by *Odontella weissflogii*, accounting for up to 80 % of the estimated diatom community. Late-season assemblages returned to a more diverse composition. The early part of the 2005/2006 season showed a mixed diatom assemblage, consisting largely of *Fragilariopsis cylindrus*, large and medium centrals ( $>50 \mu\text{m}$  and 20 to 50  $\mu\text{m}$ , respectively) and a small contribution from *Proboscia inermis*. A shift towards the almost complete dominance of *P. inermis* occurred at the time of the late-season negative excursion in  $\delta^{13}\text{C}_{\text{POC}}$ . In both seasons, surface area to volume ratios (SA:V) estimated for the diatom community are initially high ( $\sim 0.76 \mu\text{m}^2 : \mu\text{m}^3$ ) and decline thereafter (0.2 to  $0.3 \mu\text{m}^2 : \mu\text{m}^3$ ). More variability is seen in SA:V in 2004/2005 than in 2005/2006, in accordance with the more diverse assemblages in the earlier season.

In sea ice, we observe less species variability than in surface waters (Fig. 5). In December 2004, sea ice biomass is made up of medium centric groups, such as *Porosira* and *Thalassiosira* species. In the 2005/2006 season, sea ice diatom assemblages were dominated initially by *Chaetoceros simplex* and very small centric species ( $<10 \mu\text{m}$ ). In early December 2005, the main contribution comes from the *Fragilariopsis curta* group, primarily *F. cylindrus* but also *F. curta*. Sea ice assemblages are discussed in detail elsewhere (Annett et al., in preparation), so only key species are presented here.

## Stable carbon isotopes in coastal Antarctic environments

S. F. Henley et al.

Title Page

Abstract

Introduction

Conclusions

References

Tables

Figures



Back

Close

Full Screen / Esc

Printer-friendly Version

Interactive Discussion



Diatom census counts in the sediment traps show that species composition at depth is broadly similar to that in surface waters, but with different proportions of each species (Fig. 6), presumably a result of differential dissolution during sinking through the water column. Shallow traps are dominated by cold water species such as the *F. curta* and *Chaetoceros* groups, although higher resolution sampling in Marguerite Bay shows minor contributions from the *F. obliquecostata* group and *Thalassiosira* spp. throughout the sampling period. Both deeper traps are overwhelmingly dominated by *Chaetoceros* with minor contributions from *F. curta* and *T. antarctica* groups. *P. inermis* abundance was low in all sediment traps throughout the study period.

### 3.5 Sinking particulate organic carbon

Sediment trap carbon flux and  $\delta^{13}\text{C}_{\text{POC}}$  data from Ryder Bay and Marguerite Bay are shown in Fig. 7, and Table 1 provides a summary of sediment trap isotopic data. Carbon fluxes were highly variable between traps and between seasons, but the Ryder Bay traps show greater overall export than the Marguerite Bay traps (Fig. 7). There is no significant change in seasonal flux-weighted average  $\delta^{13}\text{C}_{\text{POC}}$  with water depth at either mooring site in either growing season. Sediment trap results will be discussed in more detail elsewhere (Weston et al., in preparation).

Seasonal variability in surface water  $\delta^{13}\text{C}_{\text{POC}}$  is, to some extent, reflected in the sediment trap data (Fig. 7). During the 2004/2005 season, surface water  $\delta^{13}\text{C}_{\text{POC}}$  ranged from  $-21.2\text{‰}$  to  $-17.5\text{‰}$  from early December to the beginning of February (Fig. 3). Whilst this 4‰ enrichment is not fully expressed in the sediment trap data, we do see a slight  $\delta^{13}\text{C}_{\text{POC}}$  increase in the RaTS 200 m sediment trap from  $-20.7\text{‰}$  to  $-19.7\text{‰}$  between late January and late February. We see a more pronounced negative shift to  $-22.5\text{‰}$  in sediment trap  $\delta^{13}\text{C}_{\text{POC}}$  at the beginning of March 2005, approximately one month after the negative shift in surface  $\delta^{13}\text{C}_{\text{POC}}$  to  $-26.7\text{‰}$  observed at the beginning of February 2005. A similar response is not observed in the Marguerite Bay traps, possibly due to different diatom assemblages in the more open ocean site that do not have the same effect on  $\delta^{13}\text{C}_{\text{POC}}$  as the coastal site.

## Stable carbon isotopes in coastal Antarctic environments

S. F. Henley et al.

Title Page

Abstract

Introduction

Conclusions

References

Tables

Figures

⏪

⏩

◀

▶

Back

Close

Full Screen / Esc

Printer-friendly Version

Interactive Discussion



As in surface waters, 2005/2006 sediment trap data show very different  $\delta^{13}\text{C}_{\text{POC}}$  characteristics to those from 2004/2005. Although data are somewhat sparse for the Ryder Bay trap, they do highlight a similar negative transition to very low  $\delta^{13}\text{C}_{\text{POC}}$  values at the end of the 2005/2006 growing season as seen in surface values. In surface waters,  $\delta^{13}\text{C}_{\text{POC}}$  undergoes a large negative shift at the end of January to  $-28.7\%$ . Although there is a time lag, the same negative shift is seen in late February in the 200 m RaTS trap ( $\delta^{13}\text{C}_{\text{POC}} = -28.7\%$ ) and the 512 m trap, where  $\delta^{13}\text{C}_{\text{POC}}$  drops from  $-21.8\%$  in early February to  $-27.8\%$  in late February (Fig. 7).

## 4 Discussion

### 4.1 $\delta^{13}\text{C}_{\text{POC}}$ and $[\text{CO}_{2(\text{aq})}]$ in surface waters and sea ice

According to the classic  $\text{CO}_2 - \delta^{13}\text{C}_{\text{POC}}$  relationship (François et al., 1993), we would expect  $\delta^{13}\text{C}_{\text{POC}}$  to vary depending on the balance between supply and demand of the photosynthetic carbon source. This supply and demand model is regulated by two steps in the photosynthetic process: transport of the inorganic carbon reactant into the internal cell carbon pool and subsequent fixation to organic carbon (Popp et al., 1999; Trull and Armand, 2001). According to this model, an increase in external  $[\text{CO}_{2(\text{aq})}]$  would increase the fractionation factor ( $\varepsilon_p$ ) of inorganic carbon assimilation and decrease  $\delta^{13}\text{C}_{\text{POC}}$ , independent of the initial  $\delta^{13}\text{C}_{\text{CO}_2}$  (Lourey et al., 2004; Burkhardt et al., 1999; Rau et al., 1996; François et al., 1993).

We investigate the influence of changing  $[\text{CO}_{2(\text{aq})}]$  on  $\varepsilon_p$  and  $\delta^{13}\text{C}_{\text{POC}}$  in Fig. 8, which presents  $\delta^{13}\text{C}_{\text{POC}}$  data from this study plotted against concurrent  $[\text{CO}_{2(\text{aq})}]$  in sea water and sea ice brine, as well as theoretical relationships between  $\delta^{13}\text{C}_{\text{POC}}$  and  $[\text{CO}_{2(\text{aq})}]$ . These theoretical relationships are based on  $\varepsilon_p = 25\%$  which is within the commonly accepted range of maximum  $\varepsilon_p$  values, 25 to 28% (Raven and Johnston, 1991; Goerick et al., 1994), and closed and open system isotope fractionation approaches. Open

**BGD**

8, 11041–11088, 2011

## Stable carbon isotopes in coastal Antarctic environments

S. F. Henley et al.

Title Page

Abstract

Introduction

Conclusions

References

Tables

Figures

⏪

⏩

◀

▶

Back

Close

Full Screen / Esc

Printer-friendly Version

Interactive Discussion



system isotopic evolution is calculated using Eq. (2), where  $\delta^{13}\text{C}_{\text{CO}_2\text{ini}}$  is the initial isotopic value of reactant  $\text{CO}_2$ , for which we use  $-11\text{‰}$  for surface water and sea ice.  $f$  is the fraction of  $\text{CO}_2$  utilised compared to winter values of  $60\ \mu\text{M}$  in sea water and  $10\ \mu\text{M}$  in sea ice.

$$\delta^{13}\text{C}_{\text{POC}} = \delta^{13}\text{C}_{\text{CO}_2\text{ini}} + \varepsilon_p f \quad (2)$$

Closed system isotopic evolution is calculated using the Rayleigh accumulated product equation (Eq. 3).

$$\delta^{13}\text{C}_{\text{POC}} = \delta^{13}\text{C}_{\text{CO}_2\text{ini}} - \varepsilon_p \left( \frac{f \ln(f)}{(1-f)} \right) \quad (3)$$

Unlike the strong negative correlation observed between  $\delta^{13}\text{C}_{\text{POC}}$  and  $[\text{CO}_{2(\text{aq})}]$  in open-ocean studies in the Southern Ocean (Lourey et al., 2004), we demonstrate no significant relationship in coastal sea ice or surface waters, assuming either closed or open system dynamics (Fig. 8). We see no correlation between observed  $\delta^{13}\text{C}_{\text{POC}}$  and  $[\text{CO}_{2(\text{aq})}]$  in surface water ( $r^2 = 0.25$ ;  $p = 0.12$ ) or sea ice ( $r^2 = 0.20$ ;  $p = 0.51$ ) and the data clearly do not fit a modelled isotopic evolution at any value of  $\varepsilon_p$  assuming closed or open system dynamics.  $\delta^{13}\text{C}_{\text{CO}_2}$  can be excluded as a possible driver of the observed negative shifts in  $\delta^{13}\text{C}_{\text{POC}}$ , since a  $\delta^{13}\text{C}_{\text{CO}_2}$  shift of only  $-2.2\text{‰}$  in surface waters cannot account for the large shift in  $\delta^{13}\text{C}_{\text{POC}}$  of  $\sim -10\text{‰}$  (Fig. 3). Therefore, although some more subtle changes in  $\delta^{13}\text{C}_{\text{POC}}$  are consistent with minor changes in  $[\text{CO}_{2(\text{aq})}]$  and  $\delta^{13}\text{C}_{\text{CO}_2}$  during biological uptake and/or nutrient injections, inorganic carbon availability is not the primary control on  $\delta^{13}\text{C}_{\text{POC}}$  in sea ice or surface waters in Ryder Bay.

## Stable carbon isotopes in coastal Antarctic environments

S. F. Henley et al.

[Title Page](#)[Abstract](#)[Introduction](#)[Conclusions](#)[References](#)[Tables](#)[Figures](#)[⏪](#)[⏩](#)[◀](#)[▶](#)[Back](#)[Close](#)[Full Screen / Esc](#)[Printer-friendly Version](#)[Interactive Discussion](#)



## 4.2 Factors influencing $\delta^{13}\text{C}_{\text{POC}}$ in surface waters

Phytoplankton growth rates typically show a positive relationship with  $\delta^{13}\text{C}_{\text{POC}}$ , since higher growth rates increase carbon demand and restrict  $\varepsilon_p$  (Trull et al., 2008; Villinski et al., 2000; Burkhardt et al., 1999; Popp et al., 1998; Rau et al., 1996; Laws et al., 1995). While growth rate data are not available for the study period, a role for algal growth rate cannot be ruled out. However, this would more likely be significant at the onset of the phytoplankton bloom and growth rate-related  $\delta^{13}\text{C}_{\text{POC}}$  changes in iron-replete Southern Ocean environments typically account for up to 2‰ (Trull et al., 2008). Growth rate cannot therefore explain the full extent of the rapid late-season isotopic shifts seen in Ryder Bay. Since Ryder Bay surface waters do not conform to the widely published growth rate/[CO<sub>2(aq)</sub>] vs.  $\delta^{13}\text{C}_{\text{POC}}$  relationship (e.g. Jasper et al., 1994), an alternative mechanism must be driving the large decreases in  $\delta^{13}\text{C}_{\text{POC}}$  observed in the latter part of the Ryder Bay growing seasons.

In this study, the largest demonstrated determinant on seasonal  $\delta^{13}\text{C}_{\text{POC}}$  changes in surface waters is diatom assemblage. However, there is only a weak negative correlation between diatom SA:V and  $\delta^{13}\text{C}_{\text{POC}}$ , even when early season samples likely dominated by sea ice-derived organics (those plotting on the same line as sea ice samples) are excluded ( $r^2 = 0.472$ , Fig. 9). Time-series data (Fig. 9) clearly show that whilst the negative excursions in  $\delta^{13}\text{C}_{\text{POC}}$  are accompanied by slight changes in SA:V, there is no significant SA:V control on  $\delta^{13}\text{C}_{\text{POC}}$ . We deduce therefore that in contrast to Trull and Armand (2001), Burkhardt et al. (1999) and Popp et al. (1998, 1999), diatom species control of  $\delta^{13}\text{C}_{\text{POC}}$  is not related to cell size or SA:V in this study, but rather that these parameters are all responding to an additional factor.

The most striking change in surface water diatom assemblages concurrent with the large negative shift in  $\delta^{13}\text{C}_{\text{POC}}$  is the shift to near total dominance of *Proboscia* species, particularly *P. inermis* during the second chlorophyll peak of summer 2005/2006 (Fig. 10). An extremely significant correlation ( $r^2 = 0.9683$ ,  $p = 0.000243$ ) is observed

**BGD**

8, 11041–11088, 2011

### Stable carbon isotopes in coastal Antarctic environments

S. F. Henley et al.

Title Page

Abstract

Introduction

Conclusions

References

Tables

Figures

◀

▶

◀

▶

Back

Close

Full Screen / Esc

Printer-friendly Version

Interactive Discussion

between the percentage of total biomass made up of *P. inermis* and  $\delta^{13}\text{C}_{\text{POC}}$  for 2005/2006. *P. inermis* is only abundant in one sample of the 2004/2005 growing season, and although this coincides with a low  $\delta^{13}\text{C}_{\text{POC}}$  value of  $-22.4\text{‰}$ , presence of *P. inermis* cannot explain the lowest value of the season ( $-26.7\text{‰}$ ) on 12 February 2005. Although the presence of *P. inermis* does seem related to isotopically lighter POC in 2004/2005, diatom species changes appear to have a much greater effect on  $\delta^{13}\text{C}_{\text{POC}}$  during the 2005/2006 season since *P. inermis* makes a much greater contribution to total diatom biomass. Indeed, considering only samples where *Proboscia* species are expected to exert a significant control on  $\delta^{13}\text{C}_{\text{POC}}$  ( $>2\%$  of total biomass), a very strong correlation ( $r^2 = 0.932$ ) suggests that the majority of  $\delta^{13}\text{C}_{\text{POC}}$  variability can be attributed to species effects. Similar biomass dominance by *O. weissflogii* in 2004/2005 corresponds with no appreciable shift in  $\delta^{13}\text{C}_{\text{POC}}$  to either lighter or heavier values, so we argue that it is the unusual biochemistry of *P. inermis*, rather than a generic effect of changes in diatom species composition, that drives distinct negative shifts to  $\delta^{13}\text{C}_{\text{POC}}$  values as low as  $-29\text{‰}$ .

*Proboscia* diatoms are known to synthesise a unique set of long-chain 1,14-diols and 12-hydroxy methyl alkanooates with strongly depleted carbon isotope signatures of  $<-32\text{‰}$  and  $<-34\text{‰}$ , respectively (Sinninghe Damsté et al., 2003). While these *Proboscia* lipids can contribute up to 35% of total lipid flux in sediment traps (Wakeham et al., 2002), it is unlikely that they alone account for the low  $\delta^{13}\text{C}_{\text{POC}}$  signatures seen in this study, as they typically make up less than 1% of total organic carbon (raw data from Wakeham et al. (2002), published online at [http://usjgofs.whoi.edu/PI-NOTES/arabian/Wakeham/sedtrap\\_lipid\\_raw.html](http://usjgofs.whoi.edu/PI-NOTES/arabian/Wakeham/sedtrap_lipid_raw.html)). However, the  $^{13}\text{C}$  depletion of these lipids is greater than those of alkenones from haptophytes or dinosterol from dinoflagellates and points to a substantially depleted pool of intracellular carbon in *Proboscia* spp. not readily explained by factors such as SA:V (Sinninghe Damsté et al., 2003). Sinninghe Damsté et al. (2003) found that all *Proboscia* species analysed synthesised these “*Proboscia* lipids”, thus it is likely that the potential influence on  $\delta^{13}\text{C}_{\text{POC}}$  is not limited to *P. inermis*. Accordingly, samples in this study where other *Proboscia* species

## Stable carbon isotopes in coastal Antarctic environments

S. F. Henley et al.

Title Page

Abstract

Introduction

Conclusions

References

Tables

Figures

◀

▶

◀

▶

Back

Close

Full Screen / Esc

Printer-friendly Version

Interactive Discussion



were observed (*Proboscia truncata*), albeit at low abundances, fall on the same trend presented in Fig. 10 and regression analysis yields an almost identical  $r^2$  value as for *P. inermis* alone ( $r^2 = 0.922$ ,  $p = 0.00037$ ; data not shown). However, the *Proboscia* bloom presented here was overwhelmingly dominated by *P. inermis*, so we restrict our conclusions regarding species effects to this species.

A detailed examination of why the internal carbon pool of *P. inermis* is so depleted is beyond the scope of this study. However, we hypothesise that carbon concentrating mechanisms (CCMs) employed to buffer the impacts of variability in  $[\text{CO}_{2(\text{aq})}]$  (Tortell et al., 1997 and references therein) may play an important role.

Phytoplankton employing typical C3 biochemistry, i.e. diffusive  $\text{CO}_2$  transfer to the internal cell carbon pool and eukaryotic Rubisco carboxylation (Kerby and Raven, 1985), fractionate  $\text{CO}_2$  by  $\sim 29\%$  and produce organic carbon of  $-25$  to  $-30\%$  (Raven et al., 1994). We propose therefore that *P. inermis* utilises a simple C3 photosynthetic pathway with no employment of CCMs. An additional contribution to low  $\delta^{13}\text{C}_{\text{POC}}$  values associated with *P. inermis* may arise from the production of isotopically light “*Proboscia* lipids”.

Prior to the bloom of *P. inermis* we suggest that a more mixed phytoplankton assemblage was driving  $\delta^{13}\text{C}_{\text{POC}}$  higher ( $-25$  to  $-15\%$ ) due to some employment of CCMs and utilisation of  $\text{HCO}_3^-$  as a carbon substrate (Sharkey and Berry, 1985; Descolas-Gros and Fontugne, 1985; Goericke et al., 1994; Laws et al., 1995, 2002; Keller and Morel, 1999). Direct active  $\text{HCO}_3^-$  uptake is significant in the marine environment (Casar et al., 2004; Tortell et al., 2006) and can drive  $\delta^{13}\text{C}_{\text{POC}}$  to values  $> -10\%$  (Raven, 1997 and references therein), since  $\text{HCO}_3^-$  is isotopically enriched relative to  $\text{CO}_2$  by approximately  $12\%$  at  $0^\circ\text{C}$  (Deines et al., 1974; Mook et al., 1974).  $\text{HCO}_3^-$  utilisation mediated by phosphoenolpyruvate carboxylase (PEPC) would also drive  $\delta^{13}\text{C}_{\text{POC}}$  relatively high due to a much smaller  $\varepsilon_p$  than the initial  $\text{HCO}_3^-$  enrichment relative to  $\text{CO}_2$  (O’Leary, 1981; O’Leary et al., 1992). Neither  $\text{HCO}_3^-$  uptake via conversion to  $\text{CO}_2$  by carbonic anhydrase (Sültemeyer et al., 1993, 1998; Badger, 1987; Paneth and O’Leary, 1985) nor  $\text{CO}_2$  fixation by phosphoenolpyruvate carboxykinase (PEPCK)

## Stable carbon isotopes in coastal Antarctic environments

S. F. Henley et al.

[Title Page](#)[Abstract](#)[Introduction](#)[Conclusions](#)[References](#)[Tables](#)[Figures](#)[⏪](#)[⏩](#)[◀](#)[▶](#)[Back](#)[Close](#)[Full Screen / Esc](#)[Printer-friendly Version](#)[Interactive Discussion](#)

(Arnelle and O’Leary, 1992) can explain higher  $\delta^{13}\text{C}_{\text{POC}}$  associated with a mixed diatom assemblage, since both of these CCMs have no net effect on  $\delta^{13}\text{C}_{\text{POC}}$  different to C3 photosynthesis using Rubisco.

In summary, we find a striking relationship between diatom species composition and  $\delta^{13}\text{C}_{\text{POC}}$  in surface waters such that large and rapid increases in abundance of *P. inermis* appear to explain the large negative shifts in surface water  $\delta^{13}\text{C}_{\text{POC}}$ . Although the exact nature of the biochemical mechanisms employed by Ryder Bay diatom species remains unknown, we speculate that the unusual biochemistry of *P. inermis* gives it a characteristically light isotopic signature. The large negative shift in surface water  $\delta^{13}\text{C}_{\text{POC}}$  accompanying the large and rapid increase in *P. inermis* abundance can then be explained by the low  $\delta^{13}\text{C}_{\text{POC}}$  signature of the large proportion of diatom biomass attributable to this species.

### 4.3 Factors influencing $\delta^{13}\text{C}_{\text{POC}}$ in sea ice

Carbon isotopic signatures in sea ice are important because sea ice-derived organic material is released to the underlying water column during brine drainage events with implications for the sinking flux of  $\delta^{13}\text{C}_{\text{POC}}$ . Input from sea ice melting is thought to be less significant in Ryder Bay than in other coastal Antarctic environments as sea ice tends to blow out of the bay rather than undergoing extensive melting in situ (Clarke et al., 2008). However based on the POC:chl-*a* and POC:PN ratios in both surface waters and sea ice samples, the maximum contribution to suspended organic carbon from sea ice material is 25 to 29 % in 2004/2005 and 17 to 56 % in 2005/2006. As such the input of sea ice-derived organics from brine drainage does exert a control on  $\delta^{13}\text{C}_{\text{POC}}$  and was seen to increase surface water  $\delta^{13}\text{C}_{\text{POC}}$  when sea ice was present in Ryder Bay.

In general, sea ice  $\delta^{13}\text{C}_{\text{POC}}$  was enriched relative to surface waters, consistent with generally higher  $\delta^{13}\text{C}_{\text{CO}_2}$ , particularly in December 2005, and lower  $\text{CO}_2$  concentration in the sea ice brine (Fig. 3). This is in agreement with autotrophic carbon fixation by phytoplankton in a closed or semi-closed system and, as such, a higher degree of

**BGD**

8, 11041–11088, 2011

## Stable carbon isotopes in coastal Antarctic environments

S. F. Henley et al.

Title Page

Abstract

Introduction

Conclusions

References

Tables

Figures

⏪

⏩

◀

▶

Back

Close

Full Screen / Esc

Printer-friendly Version

Interactive Discussion



CO<sub>2</sub> utilisation than in the open surface water system (Gibson et al., 1999; Villinski et al., 2000). Consequently, Ryder Bay sea ice is characterised by seasonal deficits of all major nutrients, higher dissolved oxygen concentrations and lower total alkalinity compared to surface waters (Carson, 2008; Henley et al., in preparation). Sea ice thickness in Ryder Bay rarely exceeds 0.5 m (Meredith et al., 2008), so we assume that the relatively thin first year ice was undergoing some exchange with surrounding sea water. Although sea ice porosity data are not available for Ryder Bay specifically, we know that sea ice in Marguerite Bay is comparatively porous due to relatively warm conditions (Fritsen et al., 2008), ice formation through the pancake ice cycle (Eicken, 1992; Thomas and Dieckmann, 2002) and subsequent deformation and snow-ice formation (Perovich et al., 2004). Our observations agree with the expected occasional nutrient inputs from, and brine drainage to, surrounding sea water, and consequently less extreme environmental conditions in Ryder Bay sea ice than in more permanent sea ice environments (Gleitz et al., 1995; Kattner et al., 2004; Papadimitriou et al., 2007).

In comparison to organic carbon synthesised under closed system dynamics in multiyear ice (Papadimitriou et al., 2009),  $\delta^{13}\text{C}_{\text{POC}}$  values found here in 2005/2006 are somewhat lower, as would be expected for a semi-closed system setting. Conversely, sea ice  $\delta^{13}\text{C}_{\text{POC}}$  in 2004/2005 is more  $^{13}\text{C}$ -enriched than those of Papadimitriou et al. (2009) whilst  $[\text{CO}_{2(\text{aq})}]$  was lower and significantly higher POC:chl-*a* ratios compared well with values of  $1262 \pm 2276$  found in intact ice floes (Kennedy et al., 2002). This suggests that 2004/2005 sea ice, albeit short-lived, was closer to a closed system, but this is contested by lower  $\delta^{13}\text{C}_{\text{CO}_2}$  and is not thought to be representative of prevailing sea ice conditions in Ryder Bay.

The prevailing semi-closed system dynamics at work in Ryder Bay sea ice explain higher  $\delta^{13}\text{C}_{\text{POC}}$  than in surface waters, since photosynthesis is partially carbon-limited. We find no clear quantitative relationship between  $\delta^{13}\text{C}_{\text{POC}}$  and ambient  $[\text{CO}_{2(\text{aq})}]$  ( $r^2 = 0.2$ , Fig. 8) due to occasional exchange with seawater and therefore ambient CO<sub>2</sub> is not necessarily representative of CO<sub>2</sub> assimilated during POC synthesis.  $\delta^{13}\text{C}_{\text{CO}_2}$  is also

**BGD**

8, 11041–11088, 2011

## Stable carbon isotopes in coastal Antarctic environments

S. F. Henley et al.

Title Page

Abstract

Introduction

Conclusions

References

Tables

Figures

⏪

⏩

◀

▶

Back

Close

Full Screen / Esc

Printer-friendly Version

Interactive Discussion

not necessarily in equilibrium with  $\delta^{13}\text{C}_{\text{POC}}$  sampled at the same time and may instead reflect recent replenishment of isotopically light  $\text{CO}_2$ . This would explain why sea ice  $\delta^{13}\text{C}_{\text{CO}_2}$  shows no response to the preferential biological uptake of  $^{12}\text{C}$ , which drives enrichment of  $\delta^{13}\text{C}_{\text{POC}}$ , and its utility for describing sea ice processes is therefore limited.

In addition to biological production, nutrient drawdown and isotopic enrichment in the semi-closed sea ice ecosystem, relatively high sea ice  $\delta^{13}\text{C}_{\text{POC}}$  may be influenced by some species utilising  $\text{HCO}_3^-$  as  $\text{CO}_2$  becomes limiting (Papadimitriou et al., 2009). This would increase  $\delta^{13}\text{C}_{\text{POC}}$  in the same way as discussed for surface waters and would impact on  $\delta^{13}\text{C}_{\text{DIC}}$  rather than specifically  $\delta^{13}\text{C}_{\text{CO}_2}$ .  $\text{CO}_2$  degassing and carbonate mineral precipitation due to  $\text{CO}_2$  saturation or supersaturation in brine inclusions upon sea ice formation may further affect  $\delta^{13}\text{C}_{\text{CO}_2}$  (Romanek et al., 1992; Papadimitriou et al., 2003, 2007) and therefore  $\delta^{13}\text{C}_{\text{POC}}$ . However, low  $\text{CO}_2$  concentrations in Ryder Bay sea ice make this scenario unlikely and occasional flushing by seawater would overprint any small contribution of these processes to  $\delta^{13}\text{C}_{\text{CO}_2}$ .

Post-production degradation processes may also contribute to higher  $\delta^{13}\text{C}_{\text{POC}}$  in sea ice since  $^{12}\text{C}$  is preferentially degraded, leaving the remaining organic carbon enriched in  $^{13}\text{C}$ . This is in agreement with higher POC:chl-*a* ratios found here than in previous studies (Lizotte and Sullivan, 1992; Gosselin et al., 1990), due to additional detrital and non-algal carbon from grazing activity and high retention (Daly, 1990; Gleitz and Thomas, 1993; Bentaleb et al., 1998). Active degradation in sea ice is also consistent with the high POC:PN ratios (Fig. 4), as organic nitrogen is preferentially degraded over carbon-bearing compounds (Ganeshram et al., 1999; Hedges et al., 1986; Rosenfeld, 1981). However, POC:PN >10 is common for sea ice microalgae and often implies nitrate-deprived algal metabolism (Gleitz and Thomas, 1993 and references therein), as we would expect from a semi-closed system setting. High POC:PN could also be explained by the influence of exopolymeric substances (EPS) produced by diatoms and bacteria, which are abundant in the Antarctic marine environment, especially in sea ice

## Stable carbon isotopes in coastal Antarctic environments

S. F. Henley et al.

[Title Page](#)[Abstract](#)[Introduction](#)[Conclusions](#)[References](#)[Tables](#)[Figures](#)[⏪](#)[⏩](#)[◀](#)[▶](#)[Back](#)[Close](#)[Full Screen / Esc](#)[Printer-friendly Version](#)[Interactive Discussion](#)

(Meiners et al., 2004; Mancuso Nichols et al., 2005), and so may not be diagnostic of post-production degradation alone. We cannot use  $\delta^{13}\text{C}_{\text{CO}_2}$  to confirm whether in situ degradation is an important influence on sea ice  $\delta^{13}\text{C}_{\text{POC}}$ , because the aforementioned exchange with isotopically light seawater  $\text{CO}_2$  would mask any  $\delta^{13}\text{C}_{\text{CO}_2}$  depletion that would accompany preferential degradation of organic  $^{12}\text{C}$ .

*Proboscia* species were found in only one sea ice sample, but abundance was negligible, therefore we observe no *P. inermis* control on sea ice  $\delta^{13}\text{C}_{\text{POC}}$  such as we demonstrate in surface waters. However, unlike surface waters, sea ice brine samples do appear to show a good correlation between SA:V and  $\delta^{13}\text{C}_{\text{POC}}$  ( $r^2 = 0.713$ ,  $p = 0.101$ ,  $n = 4$ ; Fig. 9), which becomes statistically significant when we include early season surface water samples thought to be dominated by sea ice material ( $r^2 = 0.761$ ,  $p = 0.0146$ ,  $n = 6$ ). However, given the difference in  $\delta^{13}\text{C}_{\text{POC}}$  between sea ice and water samples with similar SA:V ratios, as well as different SA:V in sea ice versus water samples with similar  $\delta^{13}\text{C}_{\text{POC}}$  values, the effect of diatom SA:V alone on  $\varepsilon_p$  is unable to account for higher  $\delta^{13}\text{C}_{\text{POC}}$  in sea ice than surface waters.

In summary, higher  $\delta^{13}\text{C}_{\text{POC}}$  in sea ice than surface waters is likely attributable to a higher degree of  $\text{CO}_2$  utilisation due to the semi-closed nature of the sea ice ecosystem. Post-production degradation of organic material, direct  $\text{HCO}_3^-$  uptake by some sea ice diatoms and possible production of EPS may further contribute to isotopically heavy sea ice-derived organic material.

#### 4.4 Sinking particulate organic carbon

Sinking particulate  $\delta^{13}\text{C}_{\text{POC}}$  time-series data (Fig. 7) show similar features to the surface water time-series (Fig. 3), suggesting that although *P. inermis* was not dominant in sediment traps, the associated  $\delta^{13}\text{C}_{\text{POC}}$  signatures produced in surface waters are transferred to depth. Down-depth trends in seasonal average  $\delta^{13}\text{C}_{\text{POC}}$  through the water column to sediment core-top material (Fig. 11) show that Ryder Bay sinking particulate matter is more depleted in  $\delta^{13}\text{C}_{\text{POC}}$  in 2005/2006 than 2004/2005, consistent

## Stable carbon isotopes in coastal Antarctic environments

S. F. Henley et al.

Title Page

Abstract

Introduction

Conclusions

References

Tables

Figures

⏪

⏩

◀

▶

Back

Close

Full Screen / Esc

Printer-friendly Version

Interactive Discussion



with much lower season-average surface water  $\delta^{13}\text{C}_{\text{POC}}$  in 2005/2006 ( $-24.5\%$  vs.  $-20.0\%$ ). This is in response to the large and prolonged late-season negative  $\delta^{13}\text{C}_{\text{POC}}$  shift, which is observed in both the 200 m and 512 m sediment traps, albeit approximately one month later (Fig. 7). Although Marguerite Bay sediment trap  $\delta^{13}\text{C}_{\text{POC}}$  is also lower in 2005/2006 than 2004/2005, the signal is much more pronounced in Ryder Bay, suggesting that low  $\delta^{13}\text{C}_{\text{POC}}$  related to *P. inermis* dominance is a localised phenomenon.

Sinking  $\delta^{13}\text{C}_{\text{POC}}$  is always higher in Marguerite Bay than Ryder Bay at any given time. However, within each season at both sites,  $\delta^{13}\text{C}_{\text{POC}}$  in the deepest trap is within 0.4‰ of its surface water (Ryder Bay) or shallow trap (Marguerite Bay) counterpart. The only exception is Marguerite Bay in 2005/2006, where shallow and deep trap values fall within 2‰. This clear relationship between  $\delta^{13}\text{C}_{\text{POC}}$  in surface waters and sediment traps provides evidence that surface ocean  $\delta^{13}\text{C}_{\text{POC}}$  signatures are faithfully exported to depth in the water column.

Sediment core-top  $\delta^{13}\text{C}_{\text{POC}}$  in Ryder Bay is slightly higher than in the deepest sediment trap (Fig. 11), likely because of minor sedimentary remineralisation or due to the fact that surface sediments integrate  $\delta^{13}\text{C}_{\text{POC}}$  signatures over longer time scales. However, enrichment of core-top  $\delta^{13}\text{C}_{\text{POC}}$  relative to deep trap  $\delta^{13}\text{C}_{\text{POC}}$  is close to error and so we suggest that  $\delta^{13}\text{C}_{\text{POC}}$  of sinking particles is reliably transferred to marine sediments.

#### 4.5 Potential implications for $\delta^{13}\text{C}_{\text{POC}}$ in Southern Ocean sediments as a paleoceanographic proxy

Results presented in this study hold important implications for the use of sedimentary  $\delta^{13}\text{C}_{\text{POC}}$  as a proxy for past environmental conditions in the coastal Southern Ocean. Marine sedimentary records show glacial Southern Ocean  $\delta^{13}\text{C}_{\text{POC}}$  to be approximately 4‰ depleted relative to interglacial epochs (Crosta and Shemesh, 2002; Rosenthal et al., 2000; Schneider-Mor et al., 2005; Singer and Shemesh, 1995).

**BGD**

8, 11041–11088, 2011

### Stable carbon isotopes in coastal Antarctic environments

S. F. Henley et al.

Title Page

Abstract

Introduction

Conclusions

References

Tables

Figures

⏪

⏩

◀

▶

Back

Close

Full Screen / Esc

Printer-friendly Version

Interactive Discussion





## Stable carbon isotopes in coastal Antarctic environments

S. F. Henley et al.

Title Page

Abstract

Introduction

Conclusions

References

Tables

Figures



Back

Close

Full Screen / Esc

Printer-friendly Version

Interactive Discussion

Traditionally, low glacial  $\delta^{13}\text{C}_{\text{POC}}$  was explained by higher  $[\text{CO}_{2(\text{aq})}]$  due to strengthening of the thermohaline circulation and wide-spread enhanced upwelling (Rau et al., 1992; Singer and Shemesh, 1995). However, later studies contradict this upwelling theory by using other proxy records such as  $\delta^{15}\text{N}_{\text{org}}$  and Ba/Al to infer a stratified glacial Southern Ocean and reduced productivity (Francois et al., 1997). The anti-correlation of low glacial  $\delta^{13}\text{C}_{\text{POC}}$  and high glacial  $\delta^{15}\text{N}_{\text{org}}$  can be reconciled by increased stratification restricting nitrate supply and increasing  $\delta^{15}\text{N}_{\text{org}}$  and sea ice cover preventing ocean-atmosphere gas exchange so that  $[\text{CO}_{2(\text{aq})}]$  remains high and  $\delta^{13}\text{C}_{\text{POC}}$  low (Crosta and Shemesh, 2002).

We have shown that seasonal changes in diatom assemblages can drive short-lived yet large isotopic transitions in coastal Antarctic surface waters and have a profound impact on seasonal average  $\delta^{13}\text{C}_{\text{POC}}$  exported to depth and underlying sediments. Most importantly, seasonal average  $\delta^{13}\text{C}_{\text{POC}}$  for a season of well-mixed conditions is 4‰ higher than a much more stratified season preceded by a heavy sea ice winter, such as may have been typical of glacial times. The 4‰ difference matches the full amplitude of the glacial-interglacial offset in  $\delta^{13}\text{C}_{\text{POC}}$  from Southern Ocean sediment cores.

We hypothesise therefore that diatom species shifts may be an important driver of lower glacial  $\delta^{13}\text{C}_{\text{POC}}$  in the Southern Ocean, in agreement with Jacot Des Combes et al. (2008). Whilst it is *P. inermis* that appears to be driving large isotopic shifts in this study, we do not specifically invoke this species as a driver of  $\delta^{13}\text{C}_{\text{POC}}$  over glacial-interglacial cycles. Other diatom species employing similar unusual biochemistry may be important contributors to low glacial  $\delta^{13}\text{C}_{\text{POC}}$ . Although sedimentary diatom assemblages do not show such drastic changes as witnessed in this study (Gersonde and Zielinski, 2000; Bianchi and Gersonde, 2004) and there is no evidence for significant changes in *Proboscia* species in the open ocean on glacial-interglacial timescales (Crosta et al., 2004), this does not preclude a species control on low glacial  $\delta^{13}\text{C}_{\text{POC}}$ . Instead, the species responsible for low glacial  $\delta^{13}\text{C}_{\text{POC}}$  may not be well preserved

in sediments, whilst its isotopic signature is preserved, as is demonstrated here for *P. inermis*.

With these caveats in mind, we demonstrate that changes in surface water diatom assemblages can drive shifts in seasonal average  $\delta^{13}\text{C}_{\text{POC}}$  of equal amplitude to the 4‰ glacial-interglacial  $\delta^{13}\text{C}_{\text{POC}}$  offset observed in marine sedimentary records. We show that these surface water isotopic shifts are transferred to marine sediments and we propose therefore that at least part of the lower glacial  $\delta^{13}\text{C}_{\text{POC}}$  signal may be due to changes in diatom assemblages. If the more glacial-type conditions of heavier winter sea ice and upper water stratification in 2005/2006 were responsible for driving a shift to diatom species characterised by lower isotopic signatures, in this case *P. inermis*, then it follows that species compositional shifts may be a significant influence on  $\delta^{13}\text{C}_{\text{POC}}$  on glacial-interglacial timescales. Further studies are required to elucidate the processes underlying this relationship.

## 5 Conclusions

This study presents a unique insight into the factors affecting  $\delta^{13}\text{C}_{\text{POC}}$  in the coastal Antarctic sea ice environment. In agreement with previous studies, we find higher  $\delta^{13}\text{C}_{\text{POC}}$  in sea ice brine relative to surface waters, consistent with autotrophic carbon fixation in a semi-closed environment. Possible secondary effects on sea ice  $\delta^{13}\text{C}_{\text{POC}}$  may result from biological utilisation of  $\text{HCO}_3^-$  in addition to  $\text{CO}_2$  as a carbon substrate, production of EPS and/or post-production degradation of organic matter within the ice matrix. Sea ice-derived organics exert a short-lived impact on surface water  $\delta^{13}\text{C}_{\text{POC}}$  in Ryder Bay due to brine drainage processes whilst sea ice is present. Isotopically heavy sea ice material tends to sink quickly, so may be preserved more effectively in the sedimentary record and may consequently bias the overall  $\delta^{13}\text{C}_{\text{POC}}$  signal in marine sediments.

We demonstrate that  $[\text{CO}_{2(\text{aq})}]$  and  $\delta^{13}\text{C}_{\text{CO}_2}$  are not the primary factors controlling variations in  $\delta^{13}\text{C}_{\text{POC}}$  in surface waters in the Antarctic sea ice environment. Instead,

**BGD**

8, 11041–11088, 2011

### Stable carbon isotopes in coastal Antarctic environments

S. F. Henley et al.

Title Page

Abstract

Introduction

Conclusions

References

Tables

Figures

⏪

⏩

◀

▶

Back

Close

Full Screen / Esc

Printer-friendly Version

Interactive Discussion



## Stable carbon isotopes in coastal Antarctic environments

S. F. Henley et al.

Title Page

Abstract

Introduction

Conclusions

References

Tables

Figures

⏪

⏩

◀

▶

Back

Close

Full Screen / Esc

Printer-friendly Version

Interactive Discussion

we argue that  $\sim 10\%$  negative excursions in surface water  $\delta^{13}\text{C}_{\text{POC}}$  are driven by seasonal shifts in diatom assemblages, in this case specifically to dominance of *P. inermis*. While the exact mechanisms remain unknown, we postulate that *P. inermis* may modify  $\delta^{13}\text{C}_{\text{POC}}$  through its internal cell biochemistry and lack of a CCM, whilst other species present at different times in the growing seasons do employ CCMs. Consequently, seasonal species-related changes in  $\varepsilon_{\rho}$  further complicate the relationship between  $\delta^{13}\text{C}_{\text{POC}}$  and  $[\text{CO}_{2(\text{aq})}]$ .

Finally, sediment trap data indicate that although much of the surface suspended material, including certain diatom species, undergoes recycling in the upper ocean and is not exported to depth, the  $\delta^{13}\text{C}_{\text{POC}}$  signal is transferred to depth in the water column by sinking particles. Further, we show how isotopic signatures in these sinking particles are transferred to marine sediments unaltered. This study therefore identifies the importance of seasonal changes in surface water diatom speciation and isotopically heavy sea ice-derived material for  $\delta^{13}\text{C}_{\text{POC}}$  signatures in Antarctic coastal environments and underlying sediments and thus highlights the need for parallel analysis of diatom assemblages to reliably interpret sedimentary  $\delta^{13}\text{C}_{\text{POC}}$  records.

*Acknowledgements.* This work was funded by NERC (NER/S/S/2004/12773) and the Commonwealth Scholarships and Fellowships Programme. The authors would like to thank the marine science team based at Rothera Research Station (2004–2006), officers, crew and scientists of the R. R. S. James Clark Ross (2004–2006), Colin Chilcott for assistance with  $\delta^{13}\text{C}$  analysis and Nicola Cayzer for assistance with SEM analysis. SUERC was supported by the Universities of the Scottish Consortium and the SHEFC programme SAGES.

## References

Almgren, T., Dyrssen, D., and Fonselius, S.: Determination of alkalinity and total carbonate, in: Methods of Seawater Analysis – 2, edited by: Grasshoff, K., Ehrhardt, M., and Kremling, K., Verlag-Chemie, Weinheim, Germany, 99–123, 1983.

- Altabet, M. A.: Nitrogen isotopic evidence for micronutrient control of fractional  $\text{NO}_3^-$  utilization in the equatorial Pacific, *Limnol. Oceanogr.*, 46, 368–380, 2001.
- Annett, A. L., Carson, D. S., Crosta, X., Clarke, A., and Ganeshram, R. S.: Seasonal progression of diatom assemblages in surface waters of Ryder Bay, Antarctica, *Polar Biol.*, 33, 13–29, 2010.
- Arnelle, D. and O’Leary, M.: Binding of carbon dioxide to phosphoenolpyruvate carboxykinase deduced from carbon kinetic isotope effects, *Biochem.*, 31, 4363–4368, 1992.
- Assayag, N., Rivé, K., Ader, M., Jézéquel, D., and Agrinier, P.: Improved method for isotopic and quantitative analysis of dissolved inorganic carbon in natural water samples, *Rapid Commun. Mass Spectrom.*, 20, 2243–2251, 2006.
- Badger, M. R.: The  $\text{CO}_2$ -concentrating mechanism in aquatic phototrophs, in: *The Biochemistry of Plants: A Comprehensive Treatise – 10*, edited by: Hatch, M. D. and Boardman, N. K., Academic Press, San Diego, 219–274, 1987.
- Barth, J. A., Cowles, T. J., and Pierce, S. D.: Mesoscale physical and bio-optical structure of the Antarctic Polar Front near  $170^\circ$  W during austral spring, *J. Geophys. Res.*, 106, 13879–13902, 2001.
- Bentaleb, I. and Fontugne, M.: The role of the southern Indian Ocean in the glacial to interglacial atmospheric  $\text{CO}_2$  change: organic carbon isotope evidences, *Global Planet. Change*, 16–17, 25–36, 1998.
- Bentaleb, I., Fontugne, M., Descolas-Gros, C., Girardin, C., Mariotti, A., Pierre, C., Brunet, C., and Poisson, A.: Carbon isotopic fractionation by plankton in the Southern Indian Ocean: relationship between  $\delta^{13}\text{C}$  of particulate organic carbon and dissolved carbon dioxide, *J. Mar. Syst.*, 17, 39–58, 1998.
- Bianchi, C. and Gersonde, R.: Climate evolution at the last deglaciation: The role of the Southern Ocean, *Earth Planet. Sci. Lett.*, 228, 407–424, 2004.
- Burkhardt, S., Riebesell, U., and Zondervan, I.: Effects of growth rate,  $\text{CO}_2$  concentration, and cell size on the stable carbon isotope fractionation in marine phytoplankton, *Geochim. Cosmochim. Acta*, 63, 3729–3741, 1999.
- Carson, D. S.: Biogeochemical controls on productivity and particle flux in the coastal Antarctic sea ice environment, Ph.D. thesis, University of Edinburgh, UK, 205 pp., 2008.
- Cassar, N., Laws, E. A., and Bidigare, R. R.: Bicarbonate uptake by Southern Ocean phytoplankton, *Global Biogeochem. Cy.*, 18, GB2003, doi:10.1029/2003GB002116, 2004.
- Clarke, A., Meredith, M. P., Wallace, M. I., Brandon, M. A., and Thomas, D. N.: Seasonal and

## Stable carbon isotopes in coastal Antarctic environments

S. F. Henley et al.

[Title Page](#)[Abstract](#)[Introduction](#)[Conclusions](#)[References](#)[Tables](#)[Figures](#)[⏪](#)[⏩](#)[◀](#)[▶](#)[Back](#)[Close](#)[Full Screen / Esc](#)[Printer-friendly Version](#)[Interactive Discussion](#)

---

**Stable carbon isotopes in coastal Antarctic environments**S. F. Henley et al.

---

[Title Page](#)[Abstract](#)[Introduction](#)[Conclusions](#)[References](#)[Tables](#)[Figures](#)[⏪](#)[⏩](#)[◀](#)[▶](#)[Back](#)[Close](#)[Full Screen / Esc](#)[Printer-friendly Version](#)[Interactive Discussion](#)

interannual variability in temperature, chlorophyll and macronutrients in northern Marguerite Bay, Antarctica, Deep Sea Res. Part II, 55, 1988–2006, 2008.

Crosta, X. and Shemesh, A.: Reconciling down core anticorrelation of diatom carbon and nitrogen isotopic ratios from the Southern Ocean, Paleoceanography, 17, 1010, doi:10.1029/2000PA000565, 2002.

Crosta, X., Sturm, A., Armand, L., and Pichon, J.-J.: Late Quaternary sea ice history in the Indian sector of the Southern Ocean as recorded by diatom assemblages, Mar. Micropaleontol., 50, 209–223, doi:10.1016/S0377-8398(03)00072-0, 2004.

Crosta, X., Crespin, J., Billy, I., and Ther, O.: Major factors controlling Holocene  $\delta^{13}\text{C}_{\text{org}}$  changes in a seasonal sea-ice environment Adélie Land, East Antarctica, Global Biogeochem. Cy., 19, GB4029, doi:10.1029/2004GB002426, 2005.

Daly, K. L.: Overwintering development, growth, and feeding of larval *Euphausia superba* in the Antarctic marginal ice zone, Limnol. Oceanogr., 35, 1564–1576, 1990.

Deines, P., Langmuir, D., and Harmon, R. S.: Stable carbon isotope ratios and the existence of a gas phase in the evolution of carbonate ground waters, Geochim. Cosmochim. Acta, 38, 1147–1164, 1974.

Descolas-Gros, C. and Fontugne, M. R.: Carbon fixation in marine phytoplankton: carboxylase activities and stable carbon-isotope ratios; physiological and palaeoclimatological aspects, Mar. Biol., 87, 1–6, 1985.

Dickson, A. G. and Millero, F. J.: A comparison of the equilibrium constants for the dissociation of carbonic acid in seawater media, Deep Sea Res. Part I, 34, 1733–1743, 1987.

Eicken, H.: The role of sea ice in structuring Antarctic ecosystems, Polar Biol., 12, 3–13, 1992.

Eppley, R. W., Renger, E. H., Venrick, E. L., and Mullin, M. M.: A study of plankton dynamics and nutrient cycling in the central gyre of the North Pacific Ocean, Limnol. Oceanogr., 18, 534–551, 1973.

Falkowski, P. G.: Species variability in the fractionation of  $^{13}\text{C}$  and  $^{12}\text{C}$  by marine phytoplankton, J. Plankton Res., 13, 21–28, 1991.

Fontugne, M. R., Descolas-Gros, C., and de Billy, G.: The dynamics of  $\text{CO}_2$  fixation in the Southern Ocean as indicated by carboxylase activities and organic carbon isotopic ratios, Mar. Chem., 35, 371–380, 1991.

François, R., Altabet, M. A., Goericke, R., McCorkle, D. C., Brunet, C., and Poisson, A.: Changes in the  $\delta^{13}\text{C}$  of surface water particulate organic matter across the subtropical convergence in the SW Indian Ocean, Global Biogeochem. Cy., 7, 627–644, 1993.

## Stable carbon isotopes in coastal Antarctic environments

S. F. Henley et al.

Title Page

Abstract

Introduction

Conclusions

References

Tables

Figures

◀

▶

◀

▶

Back

Close

Full Screen / Esc

Printer-friendly Version

Interactive Discussion

- François, R., Altabet, M. A., Yu, E.-F., Sigman, D. M., Bacon, M. P., Frank, M., Bohrmann, G., Bareille, G., and Labeyrie, L. D.: Contribution of Southern Ocean surface-water stratification to low atmospheric CO<sub>2</sub> concentrations during the last glacial period, *Nature*, 389, 929–935, 1997.
- 5 Freeman, K. H. and Hayes, J. M.: Fractionation of carbon isotopes by phytoplankton and estimates of ancient CO<sub>2</sub> levels, *Global Biogeochem. Cy.*, 6, 185–198, 1992.
- Fritsen, C. H., Memmott, J., and Stewart, F. J.: Inter-annual sea-ice dynamics and micro-algal biomass in winter pack ice of Marguerite Bay, Antarctica, *Deep Sea Res. Part II*, 55, 2059–2067, 2008.
- 10 Ganeshram, R. S., Calvert, S. E., Pedersen, T. F., and Cowie, G. L.: Factors controlling the burial of organic carbon in laminated and bioturbated sediments off NW Mexico: Implications for hydrocarbon preservation, *Geochim. Cosmochim. Acta*, 63, 1723–1734, 1999.
- Garibotti, I. A., Vernet, M., and Ferrario, M. E.: Annually recurrent phytoplanktonic assemblages during summer in the seasonal ice zone west of the Antarctic Peninsula (Southern Ocean), *Deep Sea Res. Part I*, 52, 1823–1841, 2005.
- 15 Gersonde, R. and Zielinski, U.: Reconstruction of Late Quaternary Antarctic sea-ice distribution – The use of diatoms as a proxy for sea ice, *Palaeogeogr., Palaeoclimatol., Palaeoecol.*, 162, 263–286, 2000.
- Gibson, J. A. E., Trull, T., Nichols, P. D., Summons, R. E., and McMinn, A.: Sedimentation of <sup>13</sup>C-rich organic matter from Antarctic sea-ice algae: A potential indicator of past sea-ice extent, *Geology*, 27, 331–334, 1999.
- 20 Gleitz, M. and Thomas, D. N.: Variation in phytoplankton standing stock, chemical composition and physiology during sea-ice formation in the southeastern Weddell Sea, Antarctica, *J. Exp. Mar. Biol. Ecol.*, 173, 211–230, 1993.
- 25 Gleitz, M., Rutgers v.d. Loeff, M., Thomas, D. N., Dieckmann, G. S., and Millero, F. J.: Comparison of summer and winter inorganic carbon, oxygen and nutrient concentrations in Antarctic sea ice brine, *Mar. Chem.*, 51, 81–91, 1995.
- Goericke, R., Montoya, J. P., and Fry, B.: Physiology of isotopic fractionation in algae and cyanobacteria, in: *Stable Isotopes in Ecology and Environmental Science*, edited by: Lajtha, K. and Michener, R. H., Blackwell Scientific Publications, Oxford, UK, 187–221, 1994.
- 30 Gosselin, M., Legendre, L., Therriault, J.-C., and Demers, S.: Light and nutrient limitation of sea-ice microalgae (Hudson Bay, Canadian Arctic), *J. Phycol.*, 26, 220–232, doi:10.1111/j.0022-3646.1990.00220.x, 1990.

## Stable carbon isotopes in coastal Antarctic environments

S. F. Henley et al.

Title Page

Abstract

Introduction

Conclusions

References

Tables

Figures

⏪

⏩

◀

▶

Back

Close

Full Screen / Esc

Printer-friendly Version

Interactive Discussion



Guy, R. D., Vanlerberghe, G. C., and Turpin, D. H.: Significance of phosphoenolpyruvate carboxylase during ammonium assimilation: Carbon isotope discrimination in photosynthesis and respiration by the N-limited green alga *Selenastrum minutum*, *Plant Physiol.*, 89, 1150–1157, 1989.

5 Hannson, I.: A new set of activity constants for carbonic acid and boric acid in seawater, *Deep Sea Res.*, 20, 461–478, 1973.

Hayes, J. M.: Factors controlling  $^{13}\text{C}$  contents of sedimentary organic compounds: principles and evidence, *Mar. Geol.*, 113, 111–125, 1993.

10 Hedges, J. I., Clark, W. A., Quay, P. D., Richey, J. E., Devol, A. H., and Santos, U. D.: Compositions and fluxes of particulate matter in the Amazon River, *Limnol. Oceanogr.*, 31, 717–738, 1986.

Jacot Des Combes, H., Esper, O., De La Rocha, C. L., Abelmann, A., Gersonde, R., Yam, R., and Shemesh, A.: Diatom  $\delta^{13}\text{C}$ ,  $\delta^{15}\text{N}$  and C/N since the Last Glacial Maximum in the Southern Ocean: Potential impact of species composition, *Paleoceanography*, 23, PA4209, doi:10.1029/2008PA001589, 2008.

15 Jasper, J. P. and Hayes, J. M.: A carbon-isotopic record of  $\text{CO}_2$  levels during the Late Quaternary, *Nature*, 347, 462–464, 1990.

Jasper, J. P., Hayes, J. M., Mix, A. C., and Prahl, F. G.: Photosynthetic fractionation of  $^{13}\text{C}$  and concentrations of dissolved  $\text{CO}_2$  in the central equatorial Pacific during the last 255 000 years, *Paleoceanography*, 9, 781–798, 1994.

20 Kattner, G., Thomas, D. N., Haas, C., Kennedy, H., and Dieckmann, G. S.: Surface ice and gap layers in Antarctic sea ice: highly productive habitats, *Mar. Ecol. Prog. Ser.*, 277, 1–12, 2004.

Keller, K. and Morel, F. M. M.: A model of carbon isotopic fractionation and active carbon uptake in phytoplankton, *Mar. Ecol. Prog. Ser.*, 182, 295–298, 1999.

25 Kennedy, H., Thomas, D. N., Kattner, G., Haas, C., and Dieckmann, G. S.: Particulate organic matter in Antarctic summer sea ice: concentration and stable isotopic composition, *Mar. Ecol. Prog. Ser.*, 238, 1–13, 2002.

Kerby, N. W. and Raven, J. A.: Transport and fixation of inorganic carbon by marine algae, *Adv. Bot. Res.*, 11, 71–123, 1985.

30 Kienast, M., Calvert, S. E., Pelejero, C., and Grimalt, J. O.: A critical review of marine sedimentary  $\delta^{13}\text{C}_{\text{org}}-p\text{CO}_2$  estimates: New palaeorecords from the South China Sea and a revisit of other low-latitude  $\delta^{13}\text{C}_{\text{org}}-p\text{CO}_2$  records, *Global Biogeochem. Cy.*, 15, 113–127, 2001.

## Stable carbon isotopes in coastal Antarctic environments

S. F. Henley et al.

Title Page

Abstract

Introduction

Conclusions

References

Tables

Figures

◀

▶

◀

▶

Back

Close

Full Screen / Esc

Printer-friendly Version

Interactive Discussion



- Laws, R. A.: Preparing strewn slides for quantitative microscopical analysis: A test using calibrated microspheres, *Micropaleontology*, 29, 60–65, 1983.
- Laws, E. A., Popp, B. N., Bidigare, R. R., Kennicutt, M. C., and Macko, S. A.: Dependence of phytoplankton carbon isotopic composition on growth rate and  $[\text{CO}_2]_{\text{aq}}$ : Theoretical considerations and experimental results, *Geochim. Cosmochim. Acta*, 59, 1131–1138, 1995.
- Laws, E. A., Popp, B. N., Cassar, N., and Tanimoto, J.:  $^{13}\text{C}$  discrimination patterns in oceanic phytoplankton: likely influence of  $\text{CO}_2$  concentrating mechanisms, and implications for palaeoreconstructions, *Funct. Plant Biol.*, 29, 323–333, 2002.
- Le Roux-Swarthout, D., Terwilliger, V., Christianson, M., Martin, C., and Mardhavan, S.: Carbon isotope discrimination correlates with a range of ratios of phosphoenolpyruvate to total carboxylase activities found in two  $\text{C}_3$  species, *J. Plant Physiol.*, 157, 489–493, 2000.
- Lewis, E. and Wallace, D. W. R.:  $\text{CO}_2\text{SYS}$ , version 01.05, Program developed for  $\text{CO}_2$  system calculations, ORNL/CDIAC-105, Carbon dioxide information analysis center, Oak Ridge National Laboratory, US Department of Energy, Oak Ridge, Tennessee, 1998.
- Lizotte, M. P. and Sullivan, C. W.: Biochemical composition and photosynthate distribution in sea ice microalgae of McMurdo Sound, Antarctica: evidence for nutrient stress during the spring bloom, *Antarct. Sci.*, 4, 23–30, 1992.
- Lourey, M. J., Trull, T. W., and Tilbrook, B.: Sensitivity of  $\delta^{13}\text{C}$  of Southern Ocean suspended and sinking organic matter to temperature, nutrient utilization, and atmospheric  $\text{CO}_2$ , *Deep Sea Res. Part I*, 51, 281–305, 2004.
- Mancuso Nichols, C. A., Guezennec, J., and Bowman, J. P.: Bacterial exopolysaccharides from extreme marine environments with special consideration of the Southern Ocean, sea ice, and deep-sea hydrothermal vents: A review, *Mar. Biotechnol.*, 7, 253–271, 2005.
- Martin, C. L. and Tortell, P. D.: Bicarbonate transport and extracellular carbonic anhydrase activity in Bering Sea phytoplankton assemblages: Results from isotope disequilibrium experiments, *Limnol. Oceanogr.*, 51, 2111–2121, 2006.
- Mehrbach, C., Culberson, C. H., Hawley, J. E., and Pytkowicz, R. M.: Measurement of the apparent dissociation constants of carbonic acid in seawater at atmospheric pressure, *Limnol. Oceanogr.*, 18, 897–907, 1973.
- Meiners, K., Brinkmeyer, R., Granskog, M. A., and Lindfors, A.: Abundance, size distribution and bacterial colonization of exopolymer particles in Antarctic sea ice (Bellingshausen Sea), *Aquat. Microb. Ecol.*, 35, 283–296, 2004.
- Meredith, M. P., Renfrew, I. A., Clarke, A., King, J. C., and Brandon, M. A.: Impact of the



## Stable carbon isotopes in coastal Antarctic environments

S. F. Henley et al.

Title Page

Abstract

Introduction

Conclusions

References

Tables

Figures

◀

▶

◀

▶

Back

Close

Full Screen / Esc

Printer-friendly Version

Interactive Discussion



1997/1998 ENSO on upper ocean characteristics in Marguerite Bay, western Antarctic Peninsula, *J. Geophys. Res.*, 109, C09013, doi:10.1029/2003JC001784, 2004.

Meredith, M. P., Brandon, M. A., Wallace, M. I., Clarke, A., Leng, M. J., Renfrew, I. A., van Lipzig, N. P. M., and King, J. C.: Variability in the freshwater balance of northern Marguerite Bay, Antarctic Peninsula: results from  $\delta^{18}\text{O}$ , *Deep Sea Res. Part II*, 55, 309–322, 2008.

Mincks, S. L., Smith, C. R., Jeffreys, R. M., and Sumida, P. Y. G.: Trophic structure on the West Antarctic Peninsula shelf: Detritivory and benthic inertia revealed by  $\delta^{13}\text{C}$  and  $\delta^{15}\text{N}$  analysis, *Deep Sea Res. Part II*, 55, 2502–2514, 2008.

Mook, W. G., Bommerson, J. C., and Staverman, W. H.: Carbon isotope fractionation between dissolved bicarbonate and gaseous carbon dioxide, *Earth Planet. Sci. Lett.*, 22, 169–176, 1974.

O’Leary, M. H.: Carbon-isotope fractionation in plants, *Phytochemistry*, 20, 553–567, 1981.

O’Leary, M. H., Madhavan, S., and Paneth, P.: Physical and chemical basis of carbon isotope fractionation in plants, *Plant Cell Environ.*, 15, 1099–1104, 1992.

O’Leary, T., Trull, T. W., Griffiths, F. B., Tilbrook, B., and Revill, A. T.: Euphotic zone variations in bulk and compound-specific  $\delta^{13}\text{C}$  of suspended organic matter in the subantarctic ocean, south of Australia, *J. Geophys. Res. C: Oceans*, 106, 31669–31684, doi:10.1029/2000JC000288, 2001.

Paneth, P. and O’Leary, M. H.: Carbon isotope effect on dehydration of bicarbonate ion catalyzed by carbonic anhydrase, *Biochemistry*, 24, 5143–5147, 1985.

Papadimitriou, S., Kennedy, H., Kattner, G., Dieckmann, G. S., and Thomas, D. N.: Experimental evidence for carbonate precipitation and  $\text{CO}_2$  degassing during sea ice formation, *Geochim. Cosmochim. Acta*, 68, 1749–1761, 2003.

Papadimitriou, S., Thomas, D. N., Kennedy, H., Haas, C., Kuosa, H., Krell, A., and Dieckmann, G. S.: Biogeochemical composition of natural sea ice brines from the Weddell Sea during early austral summer, *Limnol. Oceanogr.*, 52, 1809–1823, 2007.

Papadimitriou, S., Thomas, D. N., Kennedy, H., Kuosa, H., and Dieckmann, G. S.: Inorganic carbon removal and isotopic enrichment in Antarctic sea ice gap layers during early austral summer, *Mar. Ecol. Prog. Ser.*, 386, 15–27, doi:10.3354/meps08049, 2009.

Perovich, D. K., Elder, B. C., Claffey, K. J., Stammerjohn, S., Smith, R., Ackley, S. F., Krouse, H. R., Gow, A. J.: Winter sea-ice properties in Marguerite Bay, Antarctica, *Deep Sea Res. Part II*, 51, 2023–2039, 2004.

Pollehne, F., Klein, B., and Zeitzschel, B.: Low light adaptation and export production in the

## Stable carbon isotopes in coastal Antarctic environments

S. F. Henley et al.

Title Page

Abstract

Introduction

Conclusions

References

Tables

Figures

◀

▶

◀

▶

Back

Close

Full Screen / Esc

Printer-friendly Version

Interactive Discussion



deep chlorophyll maximum layer in the northern Indian Ocean, *Deep Sea Res. Part II*, 40, 737–752, 1993.

Popp, B. N., Laws, E. A., Bidigare, R. R., Dore, J. E., Hanson, K. L., and Wakeham, S. G.: Effect of phytoplankton cell geometry on carbon isotopic fractionation, *Geochim. Cosmochim. Acta*, 62, 69–77, doi:10.1016/S0016-7037(97)00333-5, 1998.

Popp, B. N., Trull, T., Kenig, F., Wakeham, S. G., Rust, T. M., Tilbrook, B., Griffiths, F. B., Wright, S. W., Marchant, H. J., Bidigare, R. R., and Laws, E. A.: Controls on the carbon isotopic composition of Southern Ocean phytoplankton, *Global Biogeochem. Cy.*, 13, 827–844, 1999.

Rau, G. H.: Plankton  $^{13}\text{C}/^{12}\text{C}$  variations in Monterey Bay, California: evidence of non-diffusive inorganic carbon uptake by phytoplankton in an upwelling environment, *Deep Sea Res. Part I*, 48, 79–94, 2001.

Rau, G. H., Takahashi, T., and Des Marais, D. J.: Latitudinal variations in plankton  $\delta^{13}\text{C}$ : implications for  $\text{CO}_2$  and productivity in past oceans, *Nature*, 341, 516–518, 1989.

Rau, G. H., Froelich, P. N., Takahashi, T., and Des Marais, D. J.: Does sedimentary organic  $\delta^{13}\text{C}$  record variations in Quaternary ocean  $[\text{CO}_{2(\text{aq})}]$ ? *Paleoceanography*, 6, 335–347, 1991.

Rau, G. H., Takahashi, T., Des Marais, D. J., Repeta, D. J., and Martin, J. H.: The relationship between  $\delta^{13}\text{C}$  of organic matter and  $[\text{CO}_{2(\text{aq})}]$  in ocean surface water: data from a JGOFS site in the northeast Atlantic Ocean and a model, *Geochim. Cosmochim. Acta*, 56, 1413–1419, 1992.

Rau, G. H., Riebesell, U., and Wolf-Gladrow, D.: A model of photosynthetic  $^{13}\text{C}$  fractionation by marine phytoplankton based on diffusive molecular  $\text{CO}_2$  uptake, *Mar. Ecol. Prog. Ser.*, 133, 275–285, 1996.

Raven, J. A.: Inorganic carbon acquisition by marine autotrophs, in: *Advances in Botanical Research*, 27, edited by: Callow, J. A., Elsevier, Amsterdam, Netherlands, 85–209, 1997.

Raven, J. A. and Johnston, A. M.: Mechanisms of inorganic carbon acquisition in marine phytoplankton and their implications for the use of other resources, *Limnol. Oceanogr.*, 36, 1701–1714, 1991.

Raven, J. A., Johnston, A. M., Kübler, J., and Parsons, R.: The influence of natural and experimental high  $\text{O}_2$  concentrations on  $\text{O}_2$ -evolving photolithotrophs, *Biol. Rev.*, 69, 61–94, 1994.

Romanek, C. S., Grossman, E. L., and Morse, J. W.: Carbon isotopic fractionation in synthetic

## Stable carbon isotopes in coastal Antarctic environments

S. F. Henley et al.

Title Page

Abstract

Introduction

Conclusions

References

Tables

Figures

◀

▶

◀

▶

Back

Close

Full Screen / Esc

Printer-friendly Version

Interactive Discussion



aragonite and calcite: Effects of temperature and precipitation rate, *Geochim. Cosmochim. Acta*, 56, 419–430, 1992.

Rosenfeld, J. K.: Nitrogen diagenesis in Long Island Sound sediments, *Am. J. Sci.*, 281, 436–462, 1981.

5 Rosenthal, Y., Dahan, M., and Shemesh, A.: Southern Ocean contributions to glacial-interglacial changes of atmospheric  $p\text{CO}_2$ : An assessment of carbon isotope records in diatoms, *Paleoceanography*, 15, 65–75, 2000.

Schneider-Mor, A., Yam, R., Bianchi, C., Kunz-Pirrung, M., Gersonde, R., and Shemesh, A.: Diatom stable isotopes, sea ice presence and sea surface temperature records of the past 640 ka in the Atlantic sector of the Southern Ocean, *Geophys. Res. Lett.*, 32, L17074, doi:10.1029/2005GL022543, 2005.

10 Schrader, H. J. and Gersonde, R.: Diatoms and silicoflagellates, in: *Micropaleontological counting methods and techniques – an exercise on an eight meters section of the lower Pliocene of Capo Rossello, Sicily*, edited by: Zachariasse W. J., Utrecht Micropaleontological Bulletins, 17, Utrecht University, Netherlands, 129–176, 1978.

Sharkey, T. D. and Berry, J. A.: Carbon isotope fractionation in algae as influenced by inducible  $\text{CO}_2$  concentrating mechanisms, in: *Inorganic carbon uptake by aquatic photosynthetic organisms*, edited by: Lucas, W. J. and Berry, J. A., American Society of Plant Physiologists, Rockville, Maryland, USA, 381–401, 1985.

20 Singer, A. J. and Shemesh, A.: Climatically linked carbon-isotope variation during the past 430 000 years in Southern Ocean sediments, *Paleoceanography*, 10, 171–177, 1995.

Sinninghe Damsté, J. S., Rampen, S., Irene, W., Rupstra, C., Abbas, B., Muyzer, G., and Schouten, S.: A diatomaceous origin for long-chain diols and mid-chain hydroxy methyl alkanooates widely occurring in Quaternary marine sediments: Indicators for high-nutrient conditions, *Geochim. Cosmochim. Acta*, 67, 1339–1348, 2003.

25 Struck, U., Pollehne, F., Bauerfeind, E., and v. Bodungen, B.: Sources of nitrogen for the vertical particle flux in the Gotland Sea (Baltic Proper) – results from sediment trap studies, *J. Mar. Syst.*, 45, 91–101, 2004.

Sültemeyer, D. C.: Carbonic anhydrase in eukaryotic algae: characterization, regulation and possible function during photosynthesis, *Can. J. Botany*, 76, 962–972, 1998.

30 Sültemeyer, D., Schmidt, C., Fock, H. P.: Carbonic anhydrases in higher plants and aquatic microorganisms, *Physiol. Plant.*, 88, 179–190, 1993.

Thomas, D. N. and Dieckmann, G. S.: Antarctic sea ice – a habitat for extremophiles, *Science*,

## Stable carbon isotopes in coastal Antarctic environments

S. F. Henley et al.

Title Page

Abstract

Introduction

Conclusions

References

Tables

Figures

⏪

⏩

◀

▶

Back

Close

Full Screen / Esc

Printer-friendly Version

Interactive Discussion

295, 641–644, 2002.

Thunell, R. C., Varela, R., Llano, M., Collister, J., Muller-Karger, F., and Bohrer, R.: Organic carbon fluxes, degradation, and accumulation in an anoxic basin: Sediment trap results from the Cariaco Basin, *Limnol. Oceanogr.*, 45, 300–308, 2000.

5 Tortell, P. D., Reinfelder, J. R., and Morel, F. M. M.: Active uptake of bicarbonate by diatoms, *Nature*, 390, 243–244, 1997.

Tortell, P. D., Rau, G. H., and Morel, F. M. M.: Inorganic carbon acquisition in coastal Pacific phytoplankton communities, *Limnol. Oceanogr.*, 45, 1485–1500, 2000.

10 Tortell, P. D., Martin, C. L., and Corkum, M. E.: Inorganic carbon uptake and intracellular assimilation by subarctic Pacific phytoplankton assemblages, *Limnol. Oceanogr.*, 51, 2102–2110, 2006.

Trull, T. W. and Armand, L.: Insights into Southern Ocean carbon export from the  $\delta^{13}\text{C}$  of particles and dissolved inorganic carbon during the SOIREE iron release experiment, *Deep Sea Res. Part II*, 48, 2655–2680, 2001.

15 Trull, T. W., Davies, D., and Casciotti, K.: Insights into nutrient assimilation and export in naturally iron-fertilized waters of the Southern Ocean from nitrogen, carbon and oxygen isotopes, *Deep Sea Res. Part II*, 55, 820–840, 2008.

20 Villinski, J. C., Dunbar, R. B., and Mucciarone, D. A.: Carbon 13/Carbon 12 ratios of sedimentary organic matter from the Ross Sea, Antarctica: A record of phytoplankton bloom dynamics, *J. Geophys. Res. C: Oceans*, 105, 14163–14172, doi:10.1029/1999JC000309, 2000.

Wakeham, S. G., Peterson, M. L., Hedges, J. I., and Lee, C.: Lipid biomarker fluxes in the Arabian Sea, with a comparison to the equatorial Pacific Ocean, *Deep Sea Res. Part II*, 49, 2265–2301, 2002.

25 Winslow, S. D., Pepich, B. V., Bassett, M. V., Wendelken, S. C., Munch, D. J., and Sinclair, J. L.: Microbial inhibitors for US EPA drinking water methods for the determination of organic compounds, *Environ. Sci. Technol.*, 35, 4103–4110, 2001.

## Stable carbon isotopes in coastal Antarctic environments

S. F. Henley et al.

**Table 1.** Sediment trap seasonal flux-weighted average  $\delta^{13}\text{C}_{\text{POC}}$  presented in ‰ versus PDB; maximum error quoted as the 1.0‰ uncertainty associated with formaldehyde preservation (Mincks et al., 2008), as this vastly exceeds analytical error.

Trap	$\delta^{13}\text{C}_{\text{POC}}$ (2004/2005)	$\delta^{13}\text{C}_{\text{POC}}$ (2005/2006)
RaTS 200 m	$-20.3 \pm 1.0$	$-23.3 \pm 1.0$
RaTS 512 m	$-20.4 \pm 1.0$	$-24.7 \pm 1.0$
MB 123 m	$-19.1 \pm 1.0$	$-20.5 \pm 1.0$
MB 745 m	$-19.1 \pm 1.0$	$-22.3 \pm 1.0$

Title Page

Abstract

Introduction

Conclusions

References

Tables

Figures

⏪

⏩

◀

▶

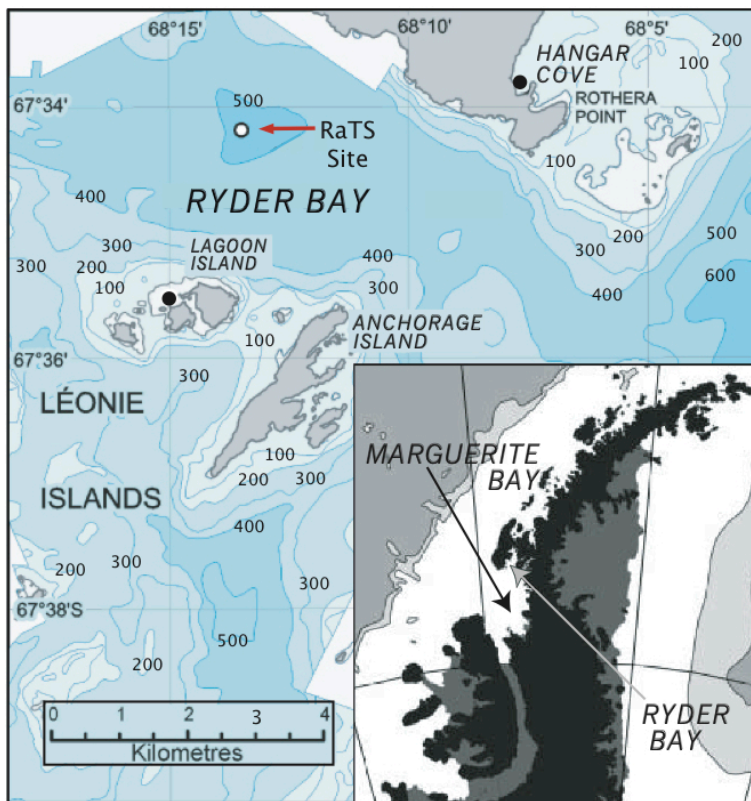
Back

Close

Full Screen / Esc

Printer-friendly Version

Interactive Discussion



**Fig. 1.** Map of Ryder Bay showing the RaTS site, Hangar Cove and Lagoon Island sampling stations. Map courtesy of the British Antarctic Survey. Inset shows position of Ryder Bay on the western Antarctic Peninsula. After Clarke et al. (2007, 2008).

**Stable carbon isotopes in coastal Antarctic environments**

S. F. Henley et al.

Title Page

Abstract Introduction

Conclusions References

Tables Figures

⏪ ⏩

◀ ▶

Back Close

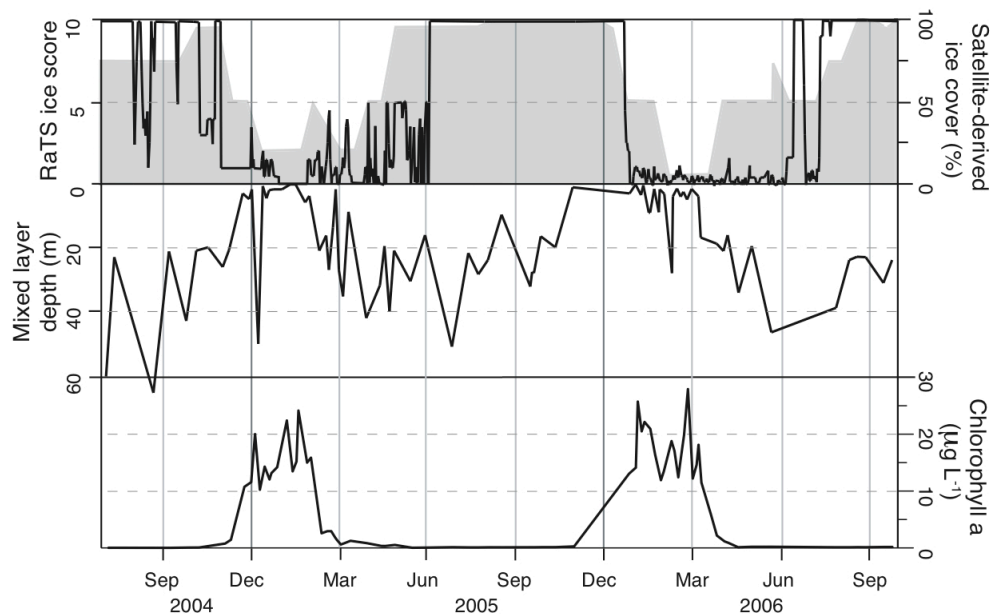
Full Screen / Esc

Printer-friendly Version

Interactive Discussion

## Stable carbon isotopes in coastal Antarctic environments

S. F. Henley et al.



**Fig. 2.** Time-series plots of sea ice cover (top panel) with the black line representing daily observations in Ryder Bay and the shaded region representing regional sea ice cover of Marguerite Bay (from National Ice Centre – National Oceanic and Atmosphere Administration, Bellingshausen-Amundsen Sea region sea ice cover satellite data, available online: <http://www.natice.noaa.gov>); mixed layer depth (see text for definition; middle panel); and chlorophyll-*a* concentrations from July 2004 to October 2006 at the RaTS site, water depth 15 m (bottom panel). Data courtesy of the British Antarctic Survey.

Title Page

Abstract

Introduction

Conclusions

References

Tables

Figures



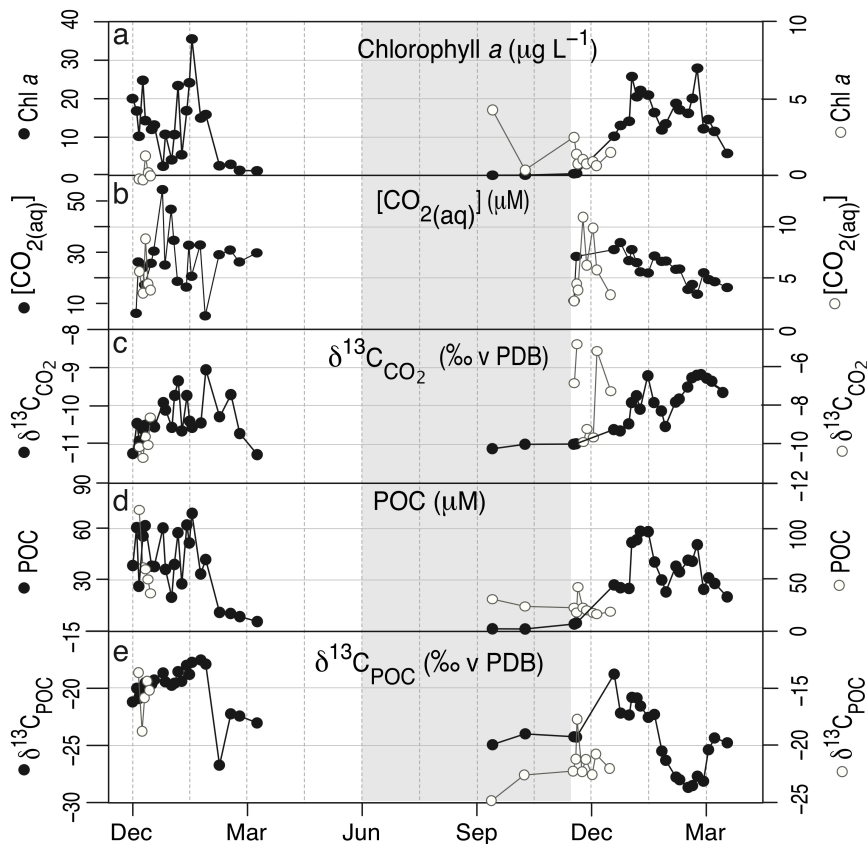
Back

Close

Full Screen / Esc

Printer-friendly Version

Interactive Discussion



**Fig. 3.** Surface water (closed symbols) and sea ice (open symbols) time-series plots of **(a)** Chlorophyll-*a* **(b)**  $[CO_{2(aq)}]$  **(c)**  $\delta^{13}C_{CO_2}$  **(d)** POC and **(e)**  $\delta^{13}C_{POC}$  between December 2004 and April 2006. Note different scales for sea ice (right hand y-axis) and surface water (left hand y-axis). The period of full sea ice cover is indicated by grey shading. All water samples from 15 m depth.

Title Page

Abstract

Introduction

Conclusions

References

Tables

Figures

◀

▶

◀

▶

Back

Close

Full Screen / Esc

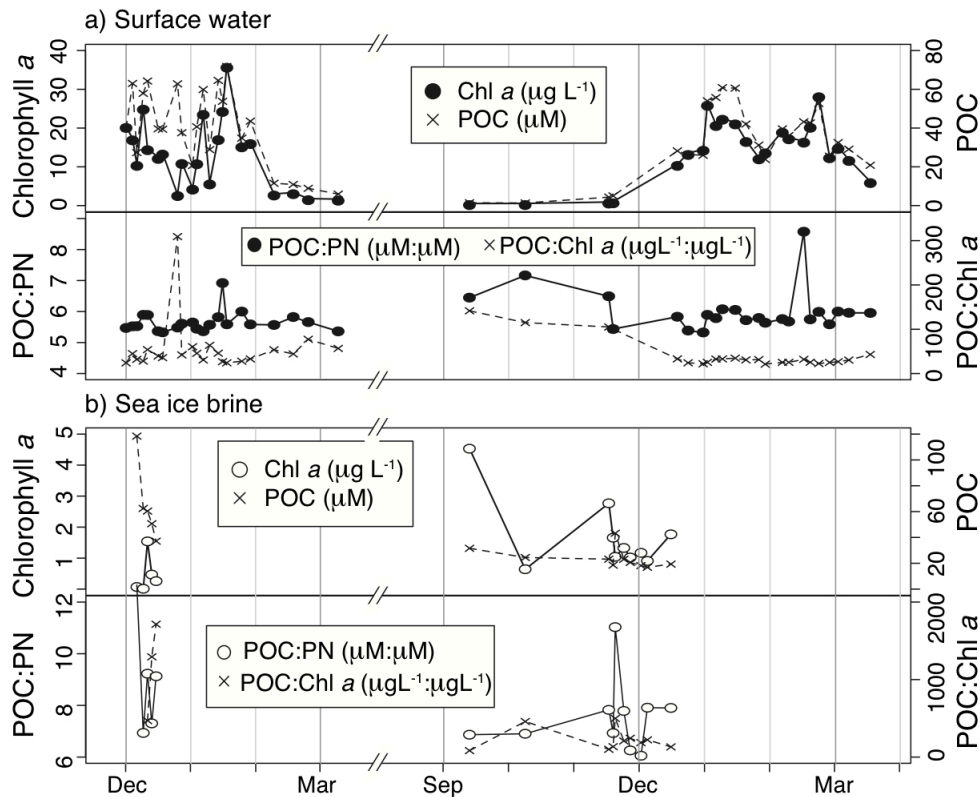
Printer-friendly Version

Interactive Discussion



Stable carbon isotopes in coastal Antarctic environments

S. F. Henley et al.



**Fig. 4.** Time series plots of chlorophyll-*a* concentration, POC concentration, POC:PN and POC:chl-*a* in **(a)** surface water and **(b)** sea ice from December 2004 to April 2006.

Title Page

Abstract Introduction

Conclusions References

Tables Figures

◀ ▶

◀ ▶

Back Close

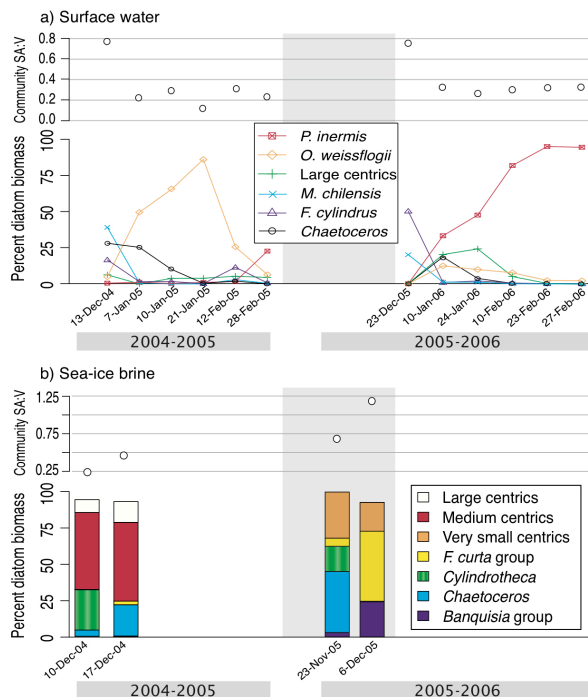
Full Screen / Esc

Printer-friendly Version

Interactive Discussion

## Stable carbon isotopes in coastal Antarctic environments

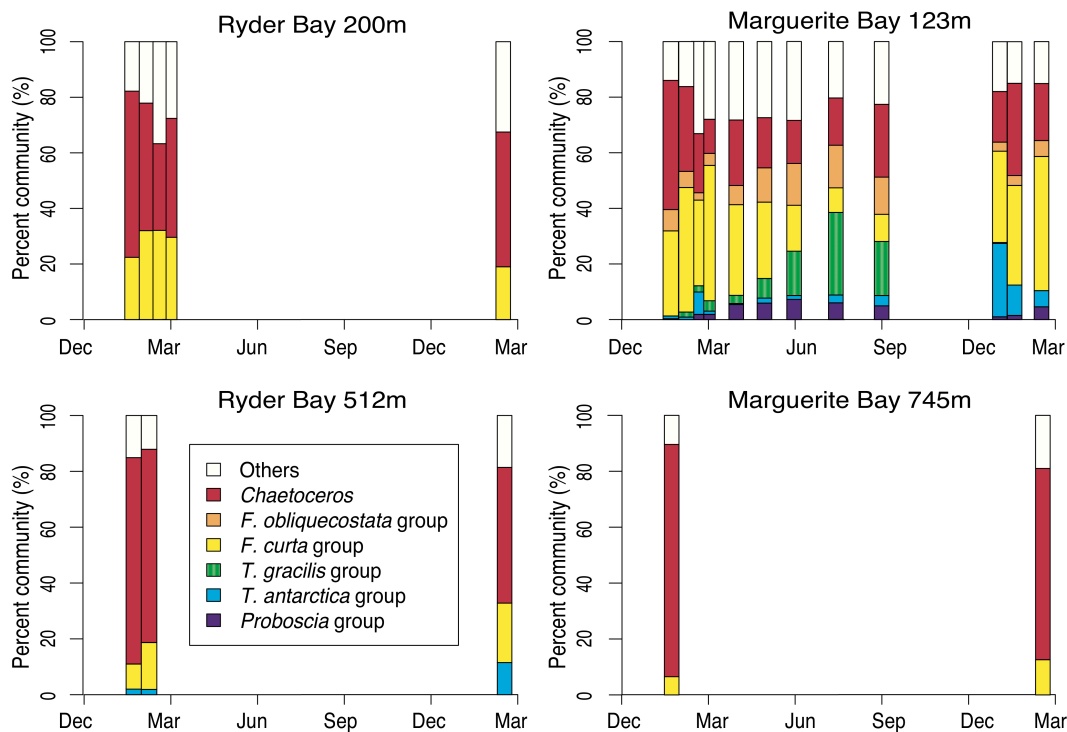
S. F. Henley et al.



**Fig. 5.** Time-series analysis of diatom assemblages for **(a)** surface waters and **(b)** sea ice brine, presented as percentage of total diatom biomass. Upper panel dots show community SA:V. Species/groups shown are the *Banquisia* group (as defined in Annett et al., 2010), *Chaetoceros* (*Hyalochaeta* subgenus), *Fragilariopsis curta* group (see text), *Fragilariopsis cylindrus*, *Minidiscus chilensis*, *Odontella weissflogii* and *P. inermis*. Size fractions of centric diatoms are <10  $\mu\text{m}$ , 20 to 50  $\mu\text{m}$  and >50  $\mu\text{m}$ , for very small, medium and large cells, respectively. The very small fraction is likely comprised of *Thalassiosira* auxospores, while other centric size classes are predominantly *Thalassiosira* species but also include species from the genera *Actinocyclus*, *Porosira* and *Stellarima*.

## Stable carbon isotopes in coastal Antarctic environments

S. F. Henley et al.



**Fig. 6.** Time-series plots of diatom species composition in sediment traps between December 2004 and March 2006, location and depth of traps as described on each plot.

Title Page

Abstract

Introduction

Conclusions

References

Tables

Figures

◀

▶

◀

▶

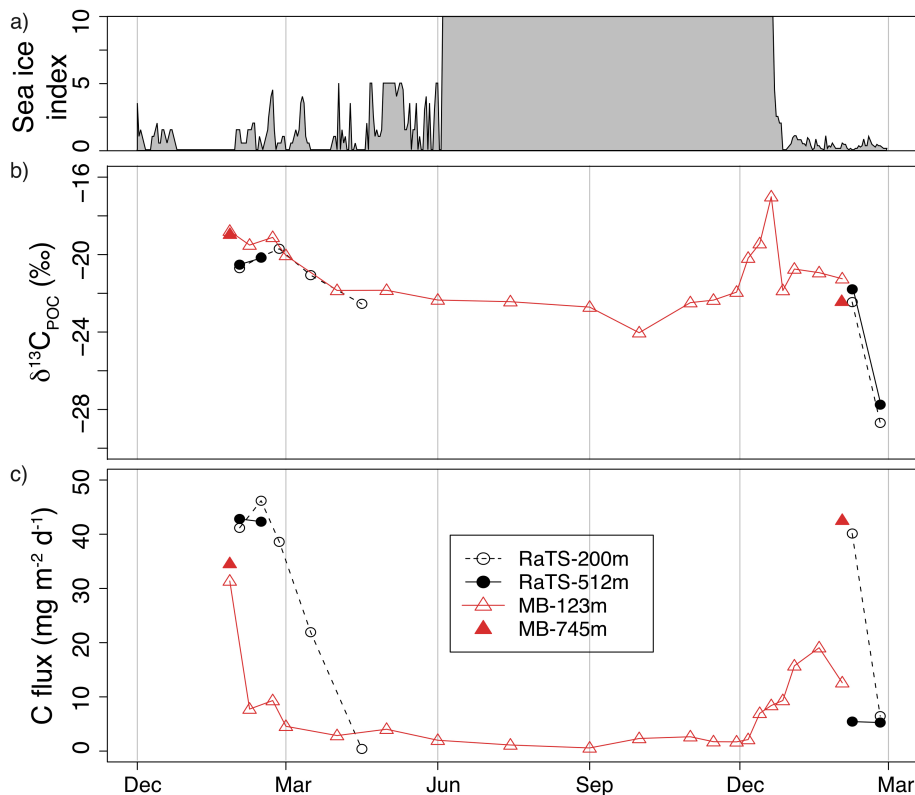
Back

Close

Full Screen / Esc

Printer-friendly Version

Interactive Discussion



**Fig. 7.**  $\delta^{13}\text{C}_{\text{POC}}$  and carbon (C) flux data from time-series sediment traps from December 2004 until March 2006, as per legend. RaTS is the trap mooring at the routine sampling site in Ryder Bay, MB is the deeper trap mooring in Marguerite Bay. The top panel shows sea ice coverage as measured daily in Ryder Bay (data from the British Antarctic Survey). Maximum error on sediment trap  $\delta^{13}\text{C}_{\text{POC}}$  values is 1.0‰ associated with formaldehyde preservation (Mincks et al., 2008) since this vastly exceeds analytical error.

**Stable carbon isotopes in coastal Antarctic environments**

S. F. Henley et al.

Title Page

Abstract Introduction

Conclusions References

Tables Figures

◀ ▶

◀ ▶

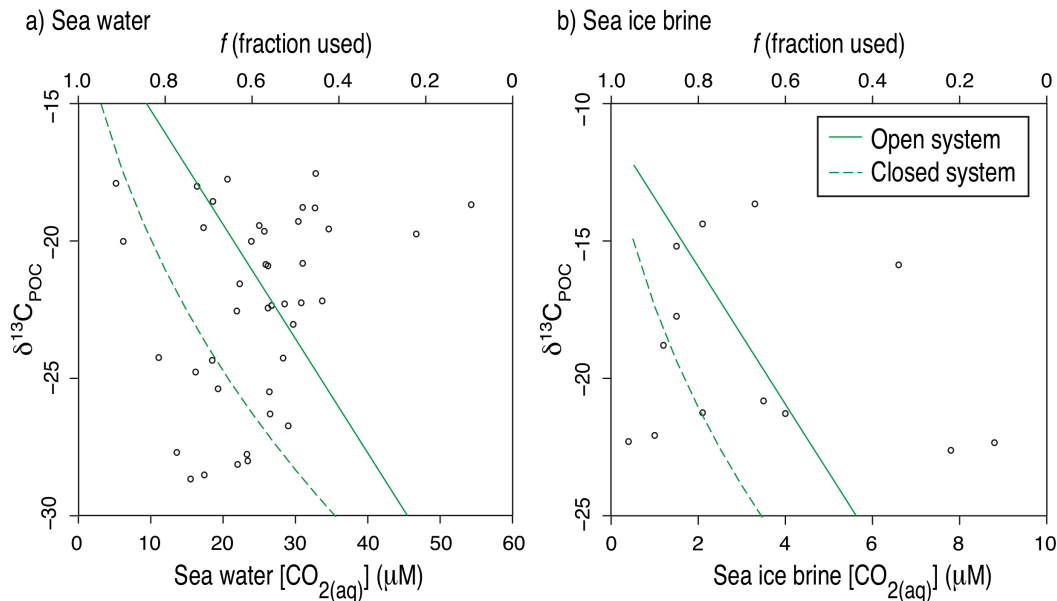
Back Close

Full Screen / Esc

Printer-friendly Version

Interactive Discussion





**Fig. 8.**  $\delta^{13}\text{C}_{\text{POC}}$  versus  $[\text{CO}_{2(\text{aq})}]$  in **(a)** surface sea water and **(b)** sea ice brine. Open circles are data points observed. Solid lines show the modelled relationships between  $\delta^{13}\text{C}_{\text{POC}}$  and  $[\text{CO}_{2(\text{aq})}]$  under open system dynamics, where  $\varepsilon_p = 25\%$ . Dashed lines show modelled relationships under closed system dynamics, assuming an accumulated product and  $\varepsilon_p = 25\%$ .  $f$  is fraction used compared to winter levels of  $[\text{CO}_{2(\text{aq})}]$ . A full explanation of equations used is in the text.

## Stable carbon isotopes in coastal Antarctic environments

S. F. Henley et al.

Title Page

Abstract

Introduction

Conclusions

References

Tables

Figures

◀

▶

◀

▶

Back

Close

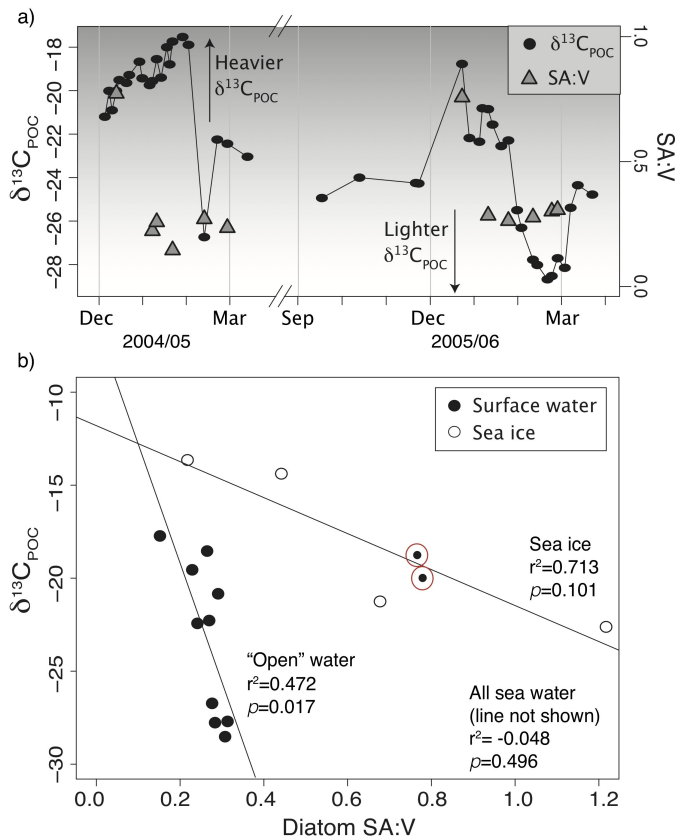
Full Screen / Esc

Printer-friendly Version

Interactive Discussion

## Stable carbon isotopes in coastal Antarctic environments

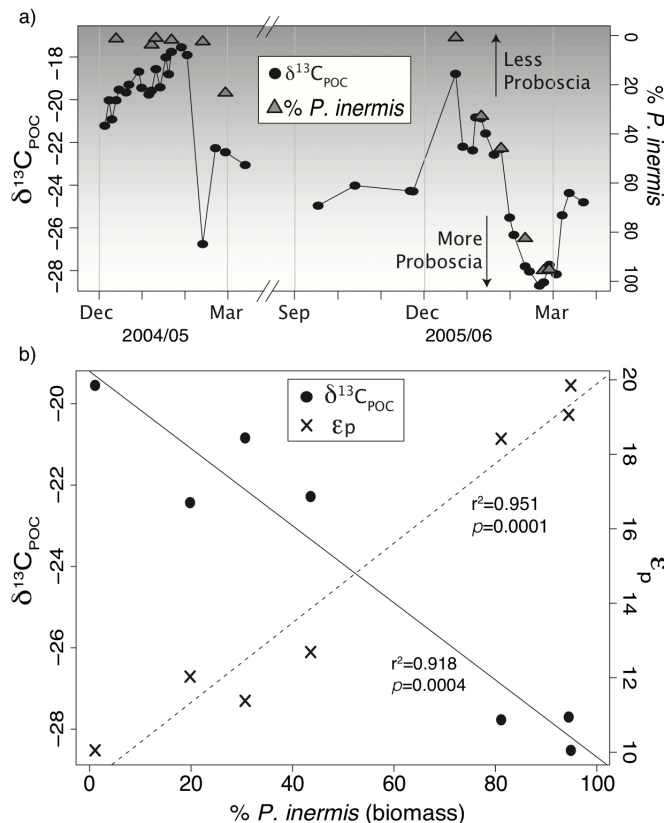
S. F. Henley et al.



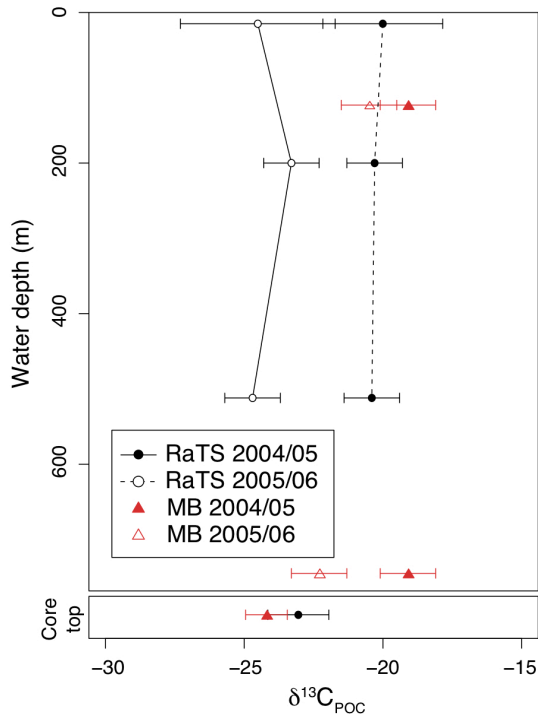
**Fig. 9.** Comparison of surface water diatom assemblage SA:V ratio (triangles) with  $\delta^{13}\text{C}_{\text{POC}}$  (circles) in time-series data **(a)** and regression analysis **(b)**. Sea ice data are denoted in **(b)** by open symbols and sea water samples by filled symbols. The two water samples circled in **(b)** are postulated to be influenced by sea ice material and are not included in the “open” water regression line shown (see text).

## Stable carbon isotopes in coastal Antarctic environments

S. F. Henley et al.



**Fig. 10.** Comparison of the fraction of surface water diatom biomass made up of *P. inermis* (triangles),  $\delta^{13}\text{C}_{\text{POC}}$  (circles; solid line) and  $\epsilon_p$  (crosses; dashed line) for 2004/2005 and 2005/2006. Time-series data is shown in (a), note the reversal of the right hand y-axis (% *P. inermis*) to better illustrate the coupling between *P. inermis* biomass and  $\delta^{13}\text{C}_{\text{POC}}$ . Variation of  $\delta^{13}\text{C}_{\text{POC}}$  and  $\epsilon_p$  vs. *P. inermis* biomass are shown in (b).



**Fig. 11.** Depth profiles of seasonal average  $\delta^{13}C_{POC}$  in Ryder Bay (RaTS; circles) and Marguerite Bay (MB; triangles) for 2004/2005 (filled symbols) and 2005/2006 (open symbols). The uppermost point in each Ryder Bay profile is the seasonal concentration-weighted average suspended particle  $\delta^{13}C_{POC}$  value from surface water samples, with error bars representing  $1\sigma$ . All other points in the upper panel represent seasonal flux-weighted average  $\delta^{13}C_{POC}$  in sediment traps, with errors of  $1.0\text{‰}$  associated with formaldehyde preservation (Mincks et al., 2008) as this vastly exceeds analytical error. The lower panel shows  $\delta^{13}C_{POC}$  of core-top sediments. Error bars for Ryder Bay core-top  $\delta^{13}C_{POC}$  represents  $1\sigma$ . For Marguerite Bay core-top, error bars represent analytical error of  $0.75\text{‰}$ .

**Stable carbon isotopes in coastal Antarctic environments**

S. F. Henley et al.

Title Page

Abstract Introduction

Conclusions References

Tables Figures

⏪ ⏩

◀ ▶

Back Close

Full Screen / Esc

Printer-friendly Version

Interactive Discussion

