

Interactive comment on “Role of zooplankton in determining the efficiency of the biological carbon pump” by Emma L. Cavan et al.

Emma L. Cavan et al.

e.cavan@noc.soton.ac.uk

Received and published: 10 November 2016

We thank the reviewer for their constructive assessment of the manuscript. In this response we have explained and justified the conversion factors used and why these can be used for the different regions and depths particles were collected from. Note the following section on conversion factors is also in the response to reviewer #2.

Conversion factors

In this study we used two different conversion factors (CFs) from Alldredge (1998), one for generic marine aggregates and one for faecal material. For POC Alldredge (1998) found 3 different relationships for different particle types; larvacean, diatom and faecal. These were non-linear, forming the equation $m = aV^b$, where m is mass of POC and V the volume of the particle. For the 3 types of particle described a ranged from 0.97-1.09

[Printer-friendly version](#)

[Discussion paper](#)



and b from 0.39-0.52. In this study the following CFs were used:

1. Phytodetrital aggregates $m = 1.09 * V^{0.52}$ 2. Faecal $m = 1.05 * V^{0.51}$

These particles were collected from the sub-tropical Santa-Barbara channel, California. As with all methods using CFs does produce some uncertainties in the results. However we believe our method is robust and will show this through 1) a sensitivity analysis, 2) explaining the theory behind the Alldredge 1998 CFs and finally 3) that is a widely-used method in particle flux analysis. We will include more detail on which CFs were used for different particles and the justifications for using them in the manuscript.

1. Sensitivity analysis

There are very few published studies that have produced a relationship between carbon content and particle size in the oceans, hence the Alldredge (1998) CFs are commonly used. These others studies have only produced conversion factors for faecal pellets (FPs) such as Gonzalez & Smetacek (1994) on one copepod species' FPs and Manno et al. (2015) on Southern Ocean FPs. As the study by Manno et al. (2015) was done on Southern Ocean FPs we used these CFs to compare with Alldredge (1998) faecal CFs for our Southern Ocean data, where at many stations FPs comprised > 60 % of particle composition (data to be included in revised manuscript). For cylindrical pellets (which were the type of pellet found in the Southern Ocean, images will be included in the revised manuscript) Manno et al. (2015) found 18 $\mu\text{g C mm}^{-3}$. Fig. 1 shows total mass ($\mu\text{g C}$) for each sample ($n = 40$, 20 stations and 2 depths) calculated using the Alldredge and Manno methods for FPs in the Southern Ocean only with the linear regression shown.

The slope of the regression was close to 1 at 0.96 showing neither CF consistently over- or underestimated mass of POC relative to each other. There was no statistical difference (t-test, $t = 0.2537$, $df = 77.232$, $p\text{-value} = 0.8004$) between the mean masses of the two methods with Manno calculations producing a mean mass of POC per sample of 11 $\mu\text{g C}$ and Alldredge calculations producing a mean of 8.4 $\mu\text{g C}$.

BGD

Interactive
comment

Printer-friendly version

Discussion paper



We then used both values from Fig. 1 to compute particle export efficiency (PE_{eff}). Comparing PE_{eff} calculated including Manno CFs for FPs in the Southern Ocean with fluxes calculated using Alldredge for all fast sinking particles still results in the same trend (Fig. 2), an inverse relationship between PE_{eff} and primary production. We also calculated the mean transfer efficiency (used in Fig. 4a in manuscript) using both CFs, which in the Southern Ocean was 1.9 when using Alldredge and Manno CFs for faecal pellets. Therefore we can conclude that using the Alldredge conversion factors gives comparable estimates of mass of carbon and using a different conversion factor does not alter trends observed or our conclusions. As stated we shall include more detail in the revised manuscript about the conversion factors used and the assumptions they are based on.

2. Theory of Alldredge (1998) conversion factors

Even though the CFs used by Alldredge are from shallow depths, the relationship accounts for the fractal nature of particles, such that as particles get larger in volume, porosity increases and thus the relative proportion of carbon decreases (Alldredge 1998). This is represented by Fig. 3, which shows the Alldredge relationship between size and POC mass, dry mass and POC mass as a percentage of dry mass with size, using faecal pellets as an example. Note that the percentage of POC of dry mass decreases with particle size.

We have shown that using the fractal Alldredge relationship or the linear relationship of Manno for FPs produce statistically similar results suggesting that the different environments particles were taken from (polar and sub-tropical) does not effect the relationship between size and POC. Additionally the different particles within the Alldredge study (see equations 1 and 2) had extremely similar CFs, thus the relationship between carbon content and size is conserved over the different particles described in this study and the area sampled from globally.

Further at all sites particle size on average increased with depth, thus changes in the

[Printer-friendly version](#)[Discussion paper](#)

amount of POC would be accounted for at deeper depths than those measured by Alldredge. As shown above altering the CF did not effect the transfer efficiency of POC with depth. Another important point is that the marine snow catchers allow collection of particles relatively undamaged or altered compared to sediment traps (other than gel traps), making the use of conversion factors more reliable as particle shapes reflect those measured in situ (Romero-Ibarra & Silverberg 2011).

3. Alldredge (1998) is a comparable method

The Alldredge CFs have been used frequently in many other peer-reviewed particle flux studies and is considered a robust method to use. It allows results from our study to be compared with many others. Most studies that have used Alldredge's CFs did so at deeper depths than that of Alldredge have also used this relationship to infer carbon content. For instance Ebersbach & Trull (2008) used gel traps deployed at depths between 100 and 400 m and the fractal relationship by Alldredge to convert size to carbon content to infer zooplankton control on export fluxes. However for smaller (< 0.004 mm³) particles Ebersbach and Trull (2008) used a linear relationship. In our data < 1 % of fast particles fit into this smaller size category and thus this split in applied conversion factors is unnecessary for our study.

Other studies using the Alldredge CF to estimate particle carbon content from size include (Guidi et al. 2007) using an underwater video profiler to 1000 m, Laurenceau et al. (2015) using gel traps to 430 m and other marine snow catcher studies in the upper mesopelagic zone (Riley et al. 2012; Cavan et al. 2015; Belcher et al. 2016). The use of Alldredge's CF values is reflected in the lack of other CF data on organic sinking particles in the literature. Also the export depths (50 % of data) were mostly ~40 m, very close to those measured by Alldredge 1998 (20 m).

We are confident in our use of the literature CF values and conclude that using a different CF may alter the absolute values of POC, but does not alter the patterns and trends observed in our dataset. Whilst we do appreciate there are limitations to using

[Printer-friendly version](#)[Discussion paper](#)

conversion factors and we will include some more detail in the methods regarding the use of these particular factors, we believe our data set is robust and our observations, combined with the model output, can be used to infer the role of zooplankton processes in the biological carbon pump.

Other comments

Unfortunately zooplankton abundance data is not available for all 3 regions. Due to the OMZ being in a tropical environment it is highly likely grazing behaviour would be different as smaller plankton (both phyto- and zooplankton) would dominate compared to temperate and polar regions (Mouw et al. 2016).

We have information for all areas on the relative contribution of phytodetrital aggregates vs zooplankton pellets to total flux through the water column. This information is not available from the model output and hence was not included in the manuscript. We will include this material (such as the percentage contribution of particle type, aggregate or faecal pellet, to total flux at each site) in the revised manuscript with images of particles from each area in the supplementary material to further aid our conclusions.

References

Allredge, A., 1998. The carbon, nitrogen and mass content of marine snow as a function of aggregate size. *Deep-Sea Research I*, 45(4-5), pp.529–541. Belcher, A. et al., 2016. The role of particle associated microbes in remineralisation of faecal pellets in the upper mesopelagic of the Scotia Sea, Antarctica. *Limnology and Oceanography*, 61, pp.1049–1064. Cavan, E.L. et al., 2015. Attenuation of particulate organic carbon flux in the Scotia Sea, Southern Ocean, is controlled by zooplankton fecal pellets. *Geophysical Research Letters*, 42(3), pp.821–830. Ebersbach, F. & Trull, T.W., 2008. Sinking particle properties from polyacrylamide gels during the Kerguelen Ocean and Plateau compared Study (KEOPS): Zooplankton control of carbon export in an area of persistent natural iron inputs in the Southern Ocean. *Limnology and Oceanography*, 53(1), pp.212–224. Available at: <http://doi.wiley.com/10.4319/lo.2008.53.1.0212> [Ac-

[Printer-friendly version](#)[Discussion paper](#)

cessed November 8, 2016]. Gonzalez, H.E. & Smetacek, V., 1994. The possible role of the cyclopoid copepod *Oithona* in retarding vertical flux of zooplankton faecal material. *Marine Ecology Progress Series*, 113(3), pp.233–246. Guidi, L. et al., 2007. Vertical distribution of aggregates (>110 μm) and mesoscale activity in the northeastern Atlantic: Effects on the deep vertical export of surface carbon. *Limnology and Oceanography*, 52(1), pp.7–18. Available at: <http://doi.wiley.com/10.4319/lo.2007.52.1.0007> [Accessed November 8, 2016]. Laurenceau, E. et al., 2015. The relative importance of phytoplankton aggregates and zooplankton fecal pellets to carbon export: insights from free-drifting sediment trap deployments in naturally iron-fertilised waters near the Kerguelen Plateau. , pp.1007–1027. Manno, C. et al., 2015. The contribution of zooplankton faecal pellets to deep-carbon transport in the Scotia Sea (Southern Ocean). *Biogeosciences*, 12(6), pp.1955–1965. Mouw, C.B. et al., 2016. Phytoplankton size impact on export flux in the global ocean. *Global Biogeochemical cycles*, 30, pp.1–21. Riley, J. et al., 2012. The relative contribution of fast and slow sinking particles to ocean carbon export. *Global Biogeochemical cycles*, 26. Romero-Ibarra, N. & Silverberg, N., 2011. The contribution of various types of settling particles to the flux of organic carbon in the Gulf of St. Lawrence. *Continental Shelf Research*, 31(16), pp.1761–1776.

Interactive comment on *Biogeosciences Discuss.*, doi:10.5194/bg-2016-251, 2016.

BGD

Interactive
comment

Printer-friendly version

Discussion paper



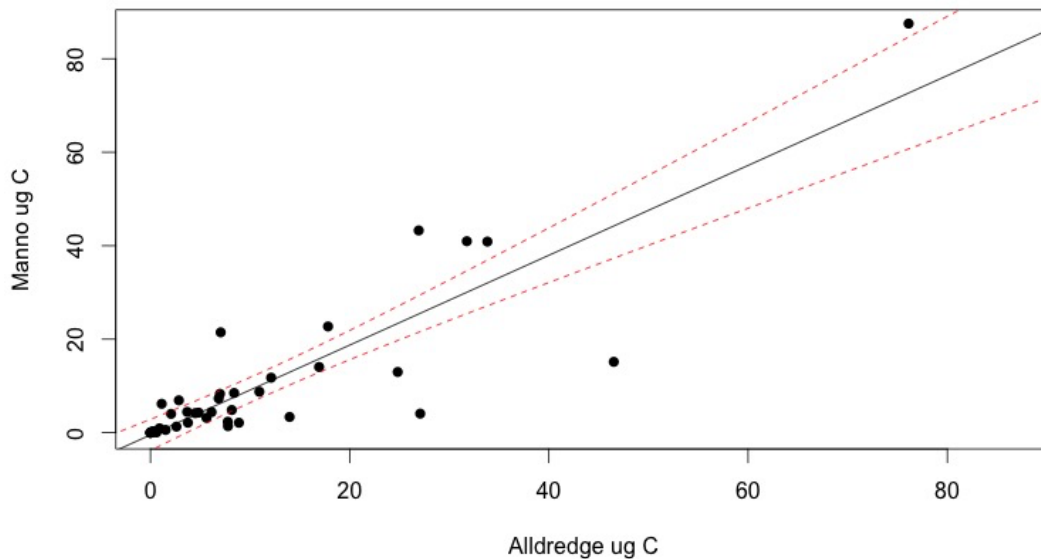


Fig. 1. Comparison of fast sinking particulate organic carbon mass from Southern Ocean stations calculated using Allredge (1998) and Manno (2015) conversion factors. Solid line is linear regression (slope = 0)

[Printer-friendly version](#)[Discussion paper](#)

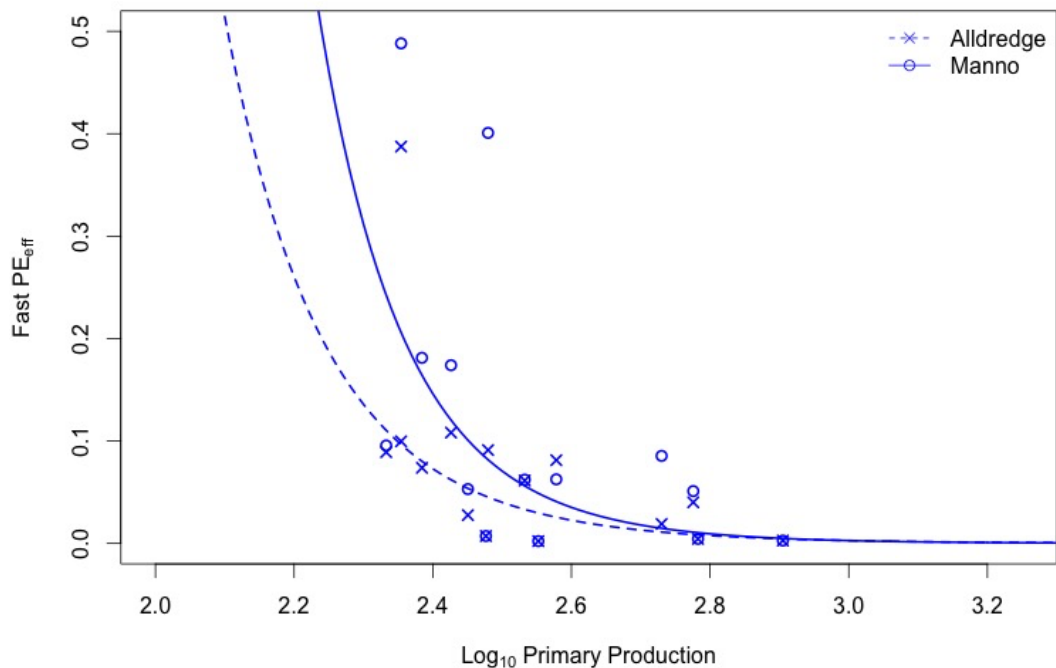


Fig. 2. Comparison of fast sinking Particle Export Efficiency (PE_{eff}) for the Southern Ocean using Manno conversion factors for FPs (circle, solid line) and Alldredge conversion factors for FPs (cross, dashed)

Printer-friendly version

Discussion paper



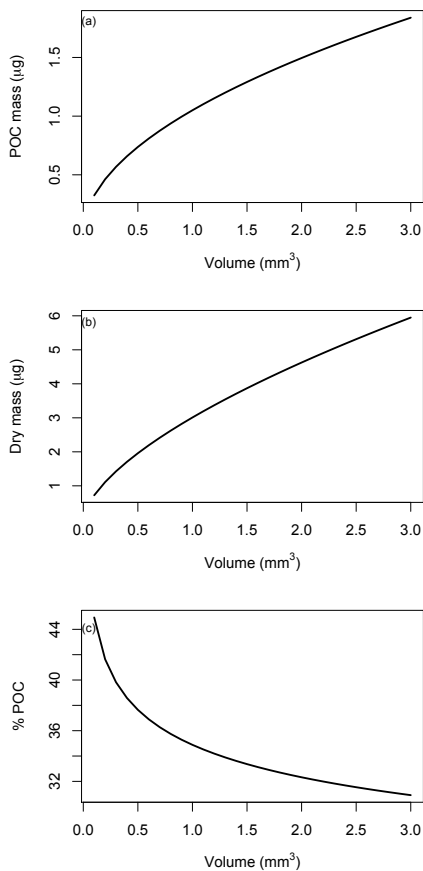


Fig. 3. Allredge 1998 fractal relationship of POC content and size, using faecal pellets (FP) as the example. a) FP POC with size, b) FP dry mass with size and c) FP POC as a percentage of FP dry mass.

Printer-friendly version

Discussion paper

