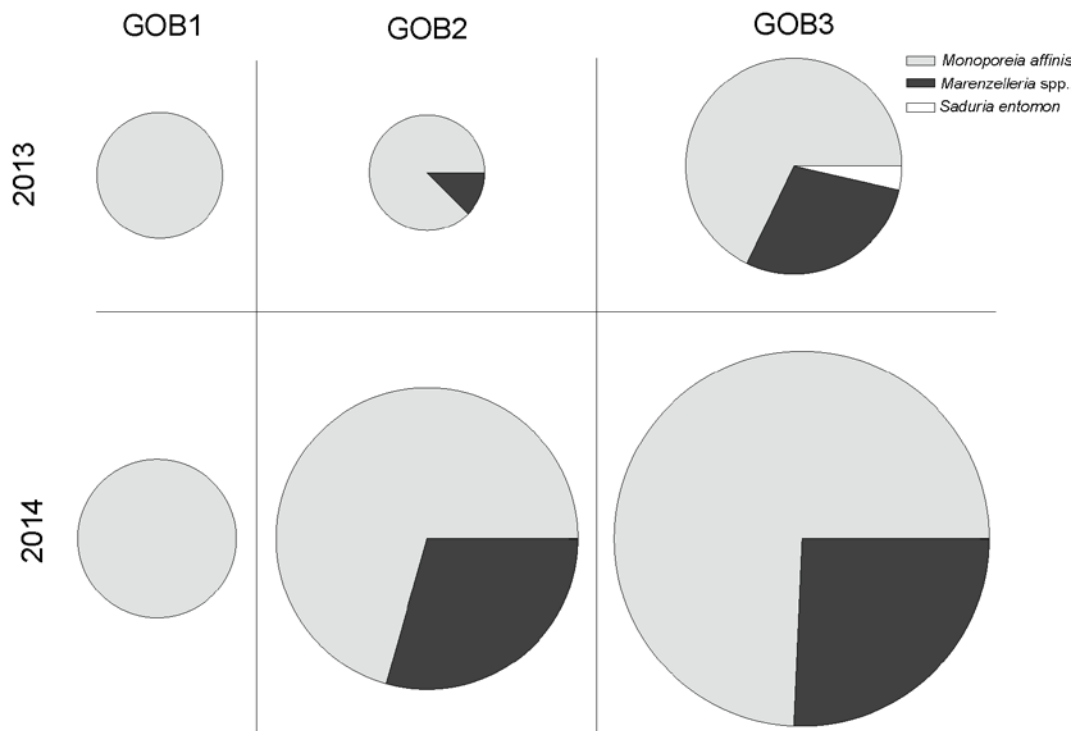
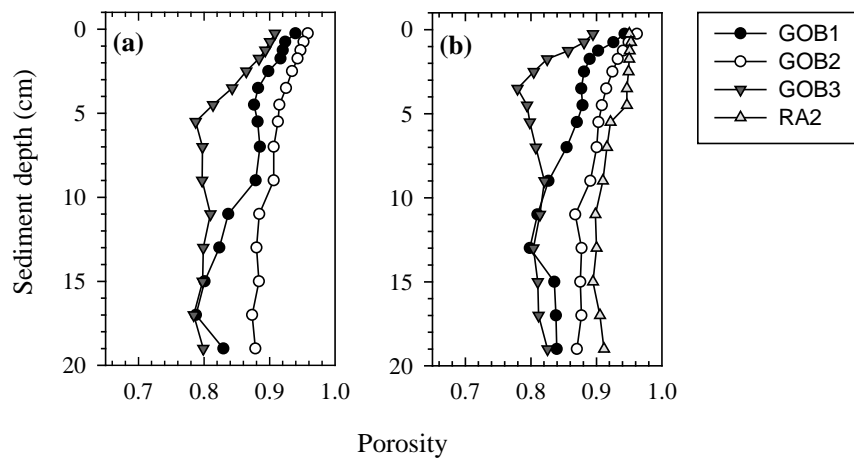


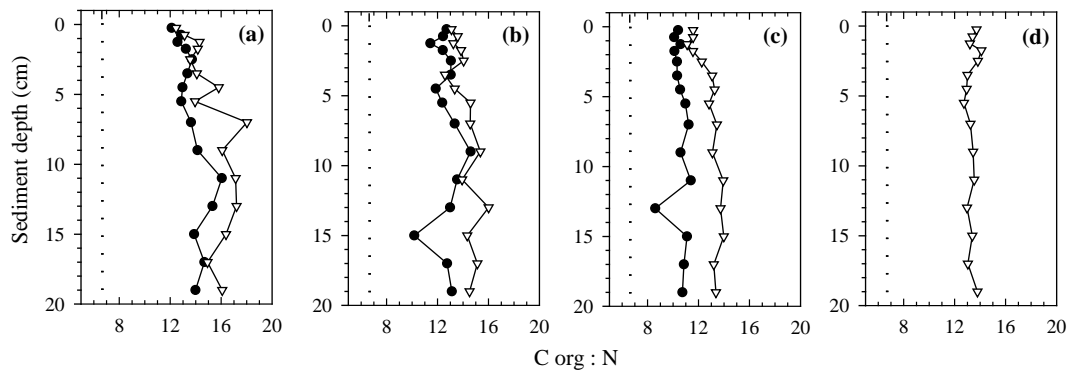
Supplementary figures



- 5 **Supplementary Figure S1: Relative abundance of macrofaunal taxa retrieved (500 µm sieve) after in situ incubations with benthic chamber landers (2013) and after ex situ incubation of whole sediment cores (2014). No macrofaunal organism was found at station RA2.**



5 Supplementary Figure S2: Sediment porosity profiles at the different stations in 2013 (a) and in 2014 (b).



5 **Supplementary Figure S3: Profiles of $C_{org}:N$ ratios in sediments at GOB1 (a); GOB2 (b); GOB3 (c); RA2 (d). Black dots represent values from 2013 while white triangles represent values from 2014. Vertical lines represent the Redfield molar ratio of 6.6.**