

Calcium content and high calcium adaptation of plants in karst areas of southwestern Hunan, China

Xiaocong Wei¹, Xiangwen Deng^{1,2*}, Wenhua Xiang^{1,2}, Pifeng Lei^{1,2}, Shuai Ouyang^{1,2}, Hongfang Wen¹, Liang Chen^{1,2}

5 ¹ Faculty of Life Science and Technology, Central South University of Forestry and Technology, Changsha 410004, Hunan Province, China

² Huitong National Field Station for Scientific Observation and Research of Chinese Fir Plantation Ecosystem in Hunan Province, Huitong 438107, China

Correspondence to: Xiangwen Deng, Email: dxwfree@126.com, Tel.: +86 0731 85623483

10 **Abstract.** Rocky desertification is a major ecological problem of land degradation in karst areas. In these areas, the high soil calcium (Ca) content has become an important environmental factor that can affect the restoration of vegetation. Consequently, the screening of plant species that can adapt to high Ca soil environments is a critical step in vegetation restoration. In this study, three grades of rocky desertification sample areas were selected in karst areas of southwestern Hunan, China (LRD: light rocky desertification; MRD: moderate rocky desertification; and IRD: intense rocky desertification). Each grade of these

15 sample areas had 3 sample plots in different slope positions, each of which had 4 small quadrats (1 in rocky-side areas, 3 in non-rocky-side areas). We measured the Ca content of leaves, branches and roots from 41 plant species, as well as soil total Ca (TCa) and exchangeable Ca (ECa) at depths of 0–15, 15–30 and 30–45 cm in each small quadrat. The results showed that the soil Ca²⁺ content in rocky-side areas was significantly higher than that in non-rocky-side areas ($p < 0.05$). The mean soil TCa and ECa content increased gradually along with the grade of rocky desertification, in the order IRD > MRD > LRD. For

20 all plant functional groups, the plant Ca content of aboveground parts was significantly higher than that of the belowground parts ($p < 0.05$). The soil ECa content had significant effects on plant Ca content of the belowground parts but had no significant effects on plant Ca content of the aboveground parts. Of the 41 plant species that were sampled, 17 were found to be dominant (important value >1). The differences in Ca²⁺ content between the aboveground and belowground parts of the 17 dominant species were calculated, and their correlations with soil ECa content were analyzed. The results showed that these 17 species

can be divided into three categories: Ca-indifferent plants, high-Ca plants, and low-Ca plants. These findings provide a vital theoretical basis and practical guide for vegetation restoration and ecosystem reconstruction in rocky desertification areas.

Keywords: Rocky desertification; High Ca adaptation; Plant functional groups; Plant Ca content; Soil Ca content.

1 Introduction

5 Karst is a calcium-rich environment and a unique ecological system. This type of ecosystem is widely distributed, accounting for 12% of the world's total land area (Zeng et al., 2007; Zhou et al., 2009; Luo et al., 2012). Karst landforms in China are mainly distributed in southwestern areas. The Hunan Province of China has been ranked fourth in the severity degree of rocky desertification (Li et al., 2016). Rocky desertification could lead to frequent natural disasters, reduce human survival and development space, threaten local people's production, life and life safety, cause ecological deterioration, reduce arable land
10 resources, aggravate poverty, and affect sustainable economic and social development (Jing et al., 2016). In other words, Rocky desertification is an extreme form of land degradation in karst areas, and it has become a major social problem in terms of China's economic and social development (Sheng et al., 2015). Soil with high calcium (Ca) content in rock desertification areas has become one of the most important environmental factors affecting the local plant physiological characteristics and distribution in these areas (Ji et al., 2009). Given the origin of rocky desertification, the main factors that lead to rocky
15 desertification are unreasonable human activities (reclamation on steep slope), causing damage to vegetation and exacerbating rocky desertification; its remediation should focus on vegetation restoration (Wang et al., 2004). Consequently, the screening of plant species that can grow successfully in high-Ca environments in rocky desertification areas is an extremely critical step.

Role of Ca^{2+} in plant physiology: Over recent decades, progress has been made in identifying the cellular compartments (e.g., endoplasmic reticulum, chloroplasts and mitochondria) that regulate Ca balance and signal transduction in plants (Müller
20 et al., 2015). Ca^{2+} is an essential nutrients for plant growth and also participate to signal transduction (Poovaiah and Reddy, 1993; Hepler, 2005; Hong-Bo and Ming, 2008; Batistič and Kudla, 2012). And Ca^{2+} is a very important signal component in plants responsive to environmental stresses. Ca^{2+} signal takes the influential role as a second messenger in hormone signal transduction, particularly in the abscisic acid signal transduction process (Hetherington, et al, 2004). Plants can adapt to high

salt, drought and high temperature environments by activating the Ca^{2+} signal transduction pathway (Bressan et al., 1998). Ca^{2+} is also involved in nutrient cycling coupling process, for example, in the absence of nutrients (such as phosphorus), plants will inhibit the activity of nitrate reductase, thereby inhibiting the absorption of nitrate nitrogen, and ultimately inhibiting the absorption of Ca^{2+} (Reuveni et al., 2000). Ca^{2+} combines with pectin in the cell walls of plants to form pectin Ca, which is a vital component of the intercellular layer in cell wall, and can buffer the compression between cells without hindering the expansion of cell surface area (Kinzel, 1989). Ca also has the function of maintaining the structure and function of cell membranes, regulating the activity of biological enzymes, and maintaining the anion-cation balance in vacuoles (Marschner, 2011).

Mechanisms of plant defense to high soil Ca^{2+} concentrations: Ca^{2+} is an essential macronutrient, but low Ca^{2+} concentrations must be maintained within the plant cytoplasm to avoid toxicity (Larkindale and Knight, 2002; Borer et al., 2012). The plant cell not only rapidly increases the free Ca^{2+} concentration of the cytoplasm to adapt to environmental changes, but also maintains a low Ca concentration to prevent harm caused by high Ca. This fine regulatory mechanism is mainly achieved by Ca^{2+} channels (Shang et al., 2003; Hetherington and Brownlee, 2004; Wang et al., 2005). The vacuoles may account for 95% of the plant cell volume and are able to store Ca^{2+} within the cell. Thus, empty vacuoles represent an efficient means of Ca storage (Ranjev et al., 1993). Some plants fix excess Ca^{2+} by forming calcified deposits in root tissue in order to limit the upward transport of Ca^{2+} (Musetti and Favali, 2003). In addition, Ca oxalate crystals in the plant cells play a role in regulating plant Ca content (Ilarslan et al., 2001; Pennisi and McConnell, 2001; Volk et al., 2002), and some plants will form Ca oxalate crystal cells in order to fix excess Ca^{2+} (Moore et al., 2002). Furthermore, an active Ca efflux system plays an important role in the adaptation of plants to high-Ca environments (Bose et al., 2011). For example, when the leaves matured, excess Ca^{2+} in plants is excreted via stomata on the back of the leaves, thereby maintaining a lower concentration of leaf Ca (Musetti and Favali, 2003). The regulation of internal Ca storage depends predominantly on plasma membrane Ca transport and intracellular Ca storage; collectively these processes can regulate the intracellular Ca^{2+} concentration to a lower level (Bowler and Fluhr, 2000). Plants that adapt to high-Ca environments promote excess Ca^{2+} flow through the cytoplasm or store Ca^{2+} in vacuoles via the cytoplasmic Ca^{2+} outflow and influx system (Shang et al., 2003; Hetherington and Brownlee, 2004; Wang et al., 2006).

Specific variability in plant Ca^{2+} content and tolerance: The concentration of free Ca^{2+} in vacuoles varies with plant species, cell type and environment, which may also affect the release of Ca^{2+} in vacuoles (Peiter, 2011). There are Ca^{2+} channels Ca^{2+} pump and $\text{Ca}^{2+}/\text{H}^{+}$ reverse conveyor on tonoplast. The former controls Ca^{2+} outflow, and the latter two pump cytoplasmic Ca^{2+} into vacuole (Wu, 2008). Cytoplasmic Ca^{2+} is mainly combined with proteins and other macromolecules. The concentration of free Ca^{2+} is generally only 20–200 $\text{nmol}\cdot\text{L}^{-1}$ and is stored in cell gaps and organelles such as vacuoles, endoplasmic reticulum, mitochondria and chloroplasts (Wu, 2008). However, excess free Ca^{2+} in the cytoplasm combines with phosphate to form a precipitate, which interferes with the physiological processes associated with the phosphorus metabolism, thus hindering normal signal transduction and causing significant detriment to plant growth (White and Broadley, 2003; Hirschi, 2004). Plants maintain low calcium content in aboveground part by reducing calcium uptake and transporting from underground part to aboveground part. This type of plant has *Nephrolepis auriculata*, *Parathelypteris glanduligera*, *Cyrtomium fortunei*, *Pteris vittata*, and so on. In contrast, other plants have a higher demand for calcium. For example, *Cayratia japonica* and *Corchoropsis tomentosa*. these plants maintain high calcium content by enhancing calcium uptake and transporting from underground to aboveground (Ji et al., 2009).

The mean soil exchangeable Ca (ECa) was 3.61 $\text{g}\cdot\text{kg}^{-1}$ in the Puding, Huajing, Libo and Luodian Counties of Guizhou Province, which is several times that of non-limestone areas in China (Ji et al., 2009). Wang et al. (2011) found that plant rhizosphere soil total Ca (TCa) content in calcareous soil areas was above 14.0 $\text{mg}\cdot\text{g}^{-1}$. Zhang (2005) studied the growth conditions of *Eurycorymbus caraleriel* and *Rhododendron decorum* under different concentrations of Ca^{2+} and found that a high Ca^{2+} concentration (50 $\text{mmol}\cdot\text{L}^{-1}$) could promote growth in *Eurycorymbus caraleriel* but inhibit growth in *Rhododendron decorum*. Luo et al. (2013) showed that Ca^{2+} concentrations affected plant photosynthesis. When the daily net photosynthetic rate of *Cyrtogonellum Ching* and *Diplazium pinfaense Ching* reached the highest value, the concentrations of Ca^{2+} were 30 $\text{mmol}\cdot\text{L}^{-1}$ and 4 $\text{mmol}\cdot\text{L}^{-1}$, respectively. Qi et al. (2013) found that a significant difference in calcium content among *Primulina* species (*P. linearifolia*, *P. medica*, *P. swinglei*, *P. verecunda*, *P. obtusidentata*, *P. heterotricha*, and so on) from different soil types, and the average Ca content (2,285.6 mg/kg) in *Primulina* from calcareous soil was higher than the average Ca content of *Primulina* from both acid soil (1,379.3 mg/kg) and Danxia red soil (1,329.1 mg/kg). There are variations in soil Ca content

among different areas. And there are differences between calcareous and non-calcareous plants in terms of Ca absorption, transport, storage and other physiological processes. These differences need to be taken into account in order to identify the variety of plants able to adapt to high Ca environments. However, to date, the mechanisms by which plants adapt to high Ca conditions, particularly in karst areas, and the Ca dynamics of plants and soil are not well understood.

5 In this study, we investigated plant Ca content, soil exchangeable Ca (ECa) and total Ca (TCa) contents on the rocky and non-rocky sides of three different grades of rocky desertification areas in southwestern China. Specifically, we hypothesized that the dynamics of Ca content in plants and soil would be significantly affected by the grade of rocky desertification. To test this hypothesis, the following investigations were explored: (i) to measure the soil ECa and TCa contents in rocky-side and non-rocky-side areas; (ii) to investigate and compare the Ca content of aboveground and belowground parts among of plants
10 from different functional groups; and (iii) to reveal correlation between plant Ca content and soil ECa content.

2 Materials and methods

2.1 Site description

The study site was located in LijiaPing town in Shaoyang County, Hunan Province, China (latitude 27°0' N; longitude 113°36' E; elevation 400–585 m above sea level), as shown in Fig. 1. This region experiences a humid mid-subtropical monsoon climate.
15 Mean annual air temperature is 16.9°C, and maximum and minimum temperatures are 41.0°C and –10.1°C, respectively. Mean annual precipitation is 1399 mm, mostly occurring between April and August, and the frost-free period is 288 days. The study site mainly consists of black and yellow lime soil, and vegetation is scarce. Groundwater level is low and groundwater storage is poor (see Table. 1).

2.2 Experimental design and data collection

20 Rocky desertification was graded by using the sum of four index scores: bedrock exposure rate, vegetation type, vegetation coverage and soil thickness. These index were quantified according to the State Forestry Administration of the People's Republic of China industrial standard 'LY/T 1840—2009' (China, 2009). Three 1 hm² sample areas were selected which were

representative of the three different grades of rocky desertification: light rocky desertification (LRD); moderate rocky desertification (MRD); and intense rocky desertification (IRD). Within each sample area, we recorded environmental factors which included longitude, latitude, altitude, topography, vegetation type, degree of bare bedrock, and other conditions. The collection of samples in these three sample areas was conducted in October 2016.

5 Within each of the three sample areas, four (2×2) small quadrats in different slope positions (upper, middle, and lower slope) were set up. In total, we assigned 36 small quadrats (3×4×3) for analysis. The common plant species of the region were gathered using the whole plant harvest method in each small quadrat, as well as shrubs and herbs were collected. Shrubs were divided into three parts: branches, leaves and roots. Herbs were divided into two parts: aboveground and belowground. Plant samples were taken back to the laboratory, rinsed with distilled water before being oven dried at 105°C for 15 min to de-enzyme, and
10 then dried to a constant weight at 80°C about 480 minutes, crushed and passed through a 0.149 mm sieve for later chemical analysis. For the soil samples, we measured the soil TCa and ECa content of each quadrat (top soil: 0-15 cm; middle soil: 15-30 cm; bottom soil, 30-45 cm). Soil TCa, ECa content and plant Ca content were measured using an Atomic Absorption Spectrophotometer (3510, Shanghai, China).

2.3 Data analysis

15 All plant species were divided into different functional groups: (1) nitrogen-fixing plant and non-nitrogen-fixing plant groups according to nitrogen-fixing function; (2) dicotyledons and monocotyledons groups according to system development type; (3) C3 and C4 plant groups according to photosynthetic pathway; and (4) deciduous shrubs, evergreen shrubs, annual herbs and perennial herbs according to life form. Biennial herbs were gathered to the ‘annual herbs’. Deciduous trees with a height less than 2 m or a ground diameter less than 3 cm were gathered to the ‘deciduous shrubs’. Branches and leaves were treated
20 together as the aboveground part, while the belowground part only included roots. We carried out two-way analysis of variance (ANOVA) for both species and soil for 17 widespread plants to determine differences in plant Ca content. One-way ANOVA was used to analyze the Ca content of soil and plants between different grades of rocky desertification. Pearson correlation analysis ($\alpha = 0.05$) was used to analyze the correlation between plant Ca and soil ECa content. All statistical analyses were

performed using R 3.3.3 (R Development Core Team, 2017).

3 Results

3.1 The properties of soil in different grades of rocky desertification

5 The mean TCa content in soil was $2.40 \text{ g}\cdot\text{kg}^{-1}$ (range: $0.10\text{--}8.09 \text{ g}\cdot\text{kg}^{-1}$) while the mean ECa content was $1.46 \text{ g}\cdot\text{kg}^{-1}$ (range: $0.02\text{--}3.92 \text{ g}\cdot\text{kg}^{-1}$). Differences between different sample locations (non-rocky side and rocky side) were significant ($p<0.05$) for both TCa and ECa. The mean soil TCa and ECa content were found to be highest in areas of IRD, followed by MRD, then LRD. However, only the mean soil ECa content showed significant differences ($p<0.05$) across the three different grades of rocky desertification. Regarding the availability of Ca, the average availability of Ca was 59.75%, with the MRD showing the highest value at 72.55%, followed by IRD at 58.98%, and LRD showing the lowest value at 47.72 % (Table. 2).

10 3.2 The Ca content of plants

3.2.1 The Ca content of plants in different grades of rocky desertification areas

A total of 41 plant species were collected from the three different grades of rocky desertification. The mean Ca content of the aboveground parts of these plants was $19.67 \text{ g}\cdot\text{kg}^{-1}$ (range: $4.34\text{--}40.24 \text{ g}\cdot\text{kg}^{-1}$). The mean Ca content of the belowground parts was $10.79 \text{ g}\cdot\text{kg}^{-1}$ (range: $4.41\text{--}33.62 \text{ g}\cdot\text{kg}^{-1}$). The Ca content of the aboveground parts was significantly higher than that of the belowground parts ($p<0.05$) throughout the same grades of rocky desertification, but the Ca content of aboveground and belowground parts showed no significant differences ($p>0.05$) among the three different grades of rocky desertification (Fig. 2).

3.2.2 Ca content in different plant functional groups

20 The 41 plant species were identified and divided into different functional groups in the 36 small quadrats. The Ca content of the aboveground parts was significantly higher than that of the belowground parts in each group ($p<0.05$). Nitrogen-fixing

plants ($22.48 \text{ g}\cdot\text{kg}^{-1}$) showed a slightly higher Ca content in the aboveground parts compared to non-nitrogen-fixing plants ($19.39 \text{ g}\cdot\text{kg}^{-1}$; $p>0.05$), although Ca content in the belowground parts of nitrogen-fixing plants ($6.76 \text{ g}\cdot\text{kg}^{-1}$) was lower than that of non-nitrogen-fixing plants ($11.12 \text{ g}\cdot\text{kg}^{-1}$; $p>0.05$). For C3 plants, Ca content in the aboveground and belowground parts were $21.08 \text{ g}\cdot\text{kg}^{-1}$ and $13.18 \text{ g}\cdot\text{kg}^{-1}$, respectively, and were both significantly higher than that of C4 plants (aboveground: $15.68 \text{ g}\cdot\text{kg}^{-1}$; belowground: $6.42 \text{ g}\cdot\text{kg}^{-1}$; $p<0.05$). In the life form functional groups, shrubs showed a significantly higher in Ca content than herbs in both aboveground and belowground parts ($p<0.05$), although there were no significant differences ($p>0.05$) between deciduous and evergreen shrubs ($p>0.05$). There was no statistical difference in this respect between annual herbs and perennial herbs ($p>0.05$). The Ca content of dicotyledons in aboveground and belowground parts were $21.39 \text{ g}\cdot\text{kg}^{-1}$ and $12.19 \text{ g}\cdot\text{kg}^{-1}$, respectively, and were significantly higher than that of monocotyledons ($9.63 \text{ g}\cdot\text{kg}^{-1}$ and $4.79 \text{ g}\cdot\text{kg}^{-1}$, respectively; $p<0.05$) (Fig. 3). To monocotyledons and dicotyledons, there were no significant differences in the plant Ca content of the aboveground parts among the different grades of rocky desertification; this was also true for the plant Ca content of the belowground parts. The Ca content of dicotyledons was significantly higher than that of monocotyledons in both aboveground and belowground parts throughout the three grades of rocky desertification ($p<0.05$) (Fig. 4).

Within the total of 41 common plant species, 17 plant species were found in each sample plot and were widespread throughout the southwestern rocky desertification areas of Hunan. These 17 species were calculated their important values (*IV*) (Table. 3). Data showed that the differences of Ca content in the aboveground parts of the 17 plant species were highly significant ($p<0.01$) among species, although these differences were not related to grades of rocky desertification. Differences in the Ca content of the belowground parts were highly significant not only among species, but throughout all the grades of rocky desertification ($p<0.01$).

20 **3.3 Correlation between plant Ca content and soil ECa content**

Of these 17 plant species, the Ca content in the aboveground and belowground parts of *Sanguisorba officinalis* had a significant positive correlation ($p<0.01$) with soil ECa content. The Ca content in the belowground parts of *Dendranthema indicum* ($p<0.05$) and *Castanea henryi* ($p<0.01$) also showed a significant positive correlation ($p<0.01$) with soil ECa content. The Ca

content in the aboveground parts of *Themeda japonica* also showed a significant positive correlation ($p < 0.01$) with soil ECa content. With regard to the other plants, the Ca content in the aboveground and belowground parts did not show a significant positive correlation ($p > 0.05$) with soil ECa content (Table. 4).

3.4 Capacity of plants adapting to high Ca soil environments

5 The above 17 plants were dominant and common species in rocky desertification areas. These species appear to have a strong capacity to adapt to high-Ca environments in rocky desertification areas. The aboveground parts of plants play an important role in physiological metabolism, and their elemental content reflects the physiological and ecological characteristics of plants.

The Ca-indifferent plants included *Sanguisorba officinalis*, *Castanea henryi*, *Dendranthema indicum* and *Themeda japonica*. For these plants, there was a significant positive correlation between Ca content in the aboveground or belowground parts and the soil ECa content. These plants did not exercise a strict control over the absorption and transport of Ca and may be insensitive to changes in their own Ca content. Moreover, their growth was less affected by soil Ca content. As for the other plants, the relationship between Ca content in the aboveground and belowground parts and soil ECa content did not show a positive correlation. These plants were then divided into high-Ca plants and low-Ca plants, based on the differences in Ca content in the aboveground parts of these plants. High-Ca plants included *Pyracantha fortuneana*, *Rhus chinensis*, *Loropetalum chinense*,
10 *Serissa japonica*, *Glochidion puberum*, *Indigofera tinctoria* and *Aster baccharoides*. The aboveground parts of these plants could maintain a high Ca content (more than $19 \text{ g} \cdot \text{kg}^{-1}$) under conditions of varying ECa content in the soil. Low-Ca plants included *Abelia chinensis*, *Vitex negundo*, *Smilax china*, *Miscanthus sinensis*, *Artemisia carvifolia* and *Digitaria sanguinalis*. The aboveground parts of these plants could maintain a low Ca content (less than $19 \text{ g} \cdot \text{kg}^{-1}$) under conditions of varying ECa content in the soil (Table. 5).

20 4 Discussion

4.1 Dynamics of Ca content in plants and soil

With the grades of rocky desertification increased, the Ca content of soil also increased. This indicates that soil Ca content was

affected by the grade of rocky desertification. The mean soil ECa content was $1.46 \text{ g}\cdot\text{kg}^{-1}$ in three rocky desertification areas, which was lower than the average ECa content in tobacco-planting soil in Hunan ($3.548 \text{ g}\cdot\text{kg}^{-1}$) (Xu et al., 2007). The average ECa content in IRD areas was $3.09 \text{ g}\cdot\text{kg}^{-1}$, which was several times higher than the previously reported ECa for non-limestone regions in China (Xu et al., 2007). The range of soil ECa content in the study area is from (LRD) 0.02 to (IRD) $3.92 \text{ g}\cdot\text{kg}^{-1}$, with the maximum and minimum being lower than that of soil on Barro Colorado Island, Panama by Messmer et al. (2014). Tanikawa et al. (2017) revealed that concentrations of TCa and ECa were also low at the deeper horizons in low-acid buffering capacity (ABC) soils, and differences in both organic layer thickness and soil chemistry could be a reason for the different of Ca accumulation in low- and high-ABC stands. Our research showed that the mean soil TCa and ECa contents were the lowest in LRD areas, and the difference in soil TCa and ECa may be caused by bedrock exposure rate (the main chemical composition: CaCO_3) (Ji et al., 2009).

There was no significant difference in plant Ca content between aboveground or belowground parts ($p>0.05$) across the different grades of rocky desertification. This indicates that the grade of rocky desertification had no obvious effect on the Ca content of the aboveground and belowground parts of the plants studied herein. However, the average Ca content of the aboveground parts of plants ($19.67 \text{ g}\cdot\text{kg}^{-1}$) was lower than that of Hunan flue-cured tobacco ($21.93 \text{ g}\cdot\text{kg}^{-1}$) (Xu et al., 2007). The maximum and minimum Ca content of plant aboveground parts were $41.79 \text{ g}\cdot\text{kg}^{-1}$ and $2.15 \text{ g}\cdot\text{kg}^{-1}$ respectively, and the maximum and minimum Ca content of plant belowground parts were $40.14 \text{ g}\cdot\text{kg}^{-1}$ and $0.42 \text{ g}\cdot\text{kg}^{-1}$ respectively. The maximum Ca content of plants ($41.79 \text{ g}\cdot\text{kg}^{-1}$) was found in the leaves, which was lower than the Ca content of calcareous plant leaves with the maximum value of $85.13 \text{ g}\cdot\text{kg}^{-1}$ detected by Luo et al. (2014). For most plants, the Ca content in the aboveground part was higher than in the belowground part, but for a few plants the Ca content in the aboveground part was lower than in the belowground part (such as *Sanguisorba officinalis*, *Pyracantha fortuneana* and *Castanea henryi*), which was consistent with the findings of Wang et al. (2014).

4.2 Correlation between plant Ca content and soil ECa content

Our results showed that most plants had no correlation relationship between soil ECa and plant Ca except for several plants

(*Sanguisorba officinalis*, *Dendranthema indicum*, *Castanea henryi* and *Themeda japonica*) which showed a positive correlation between soil ECa and plant Ca content (Table. 4). But some study showed that Ca-rich soils caused cells to absorb more Ca than the cells themselves require (White and Broadley, 2003). Additionally, soil ECa content and leaf Ca content (Flue-cured Tobacco) had a significant positive correlation in a pot experiment (Zou et al., 2010). The difference between the findings of these studies and ours may be caused by species factors. The correlation between plant Ca content and soil ECa content reflects what extent soil Ca content influences plant Ca content, and may also reflect how different plants respond to differences in soil ECa content (Ji et al., 2009). The Ca content of *Sanguisorba officinalis* in the aboveground and belowground parts had a significant positive correlation ($p<0.01$) with soil ECa content, which indicates that *Sanguisorba officinalis* was affected greatly by soil ECa content. The Ca content of *Dendranthema indicum* ($p<0.05$) and *Castanea henryi* ($p<0.01$) in the belowground parts also showed a significant positive correlation ($p<0.01$) with soil ECa content, indicating that the belowground parts of these species were also greatly affected by soil ECa content. The Ca content of *Themeda japonica* in the aboveground parts showed a significant positive correlation ($p<0.01$) with soil ECa content, which indicates that the aboveground parts of *Themeda japonica* were also greatly affected by soil ECa content.

Two-way ANOVA of species and soil showed that the Ca content of the aboveground parts of the 17 plant species was mainly affected by species factors, while the Ca content of the belowground parts was affected by both species factors and the grade of rocky desertification. This finding is supported by data reported by Ji et al. (2009). The Ca content in the aboveground parts of nitrogen-fixing plants was significantly higher than that of the belowground parts, and this result indicates that nitrogen-fixing plants were the most efficient in Ca upward transport. In contrast, Ji et al. (2009) found that dicotyledons were the most efficient in the upward transport of Ca. They used only three types of plants (pteridophytes, dicotyledons, and monocotyledons) without researching nitrogen-fixing plants in their study, which may have produced a conflicting result compared with our current findings. We found significant differences ($p<0.01$) between the aboveground and belowground parts in the Ca content of monocotyledons in our study. However, Ji et al. (2009) revealed that there were no significant differences between the aboveground and belowground parts in the Ca content of monocotyledons. This phenomenon could be due to the most of the monocotyledons sample plants were low-Ca plants. In our study, a significant difference was found

between the aboveground and belowground parts in monocotyledons, which may be because low-Ca plants maintain a lower Ca content in different grades of rocky desertification. In addition, the Ca content of monocotyledons was lower than that reported for monocotyledons by Ji et al. (2009), indicating that different monocotyledons showed differing abilities to absorb soil Ca.

5 4.3 High Ca adaptation of plants

The different plant functional groups revealed differences in Ca content (Fig. 3). In some cases, even within the same plant, there was an inconsistent correlation between Ca content in the aboveground and belowground parts and the soil ECa content. Collectively, these findings show that not all plants adapted to high Ca soil environments in the same way, but rather exhibited a variety of adaptive mechanisms.

10 The aboveground parts of a plant represent the main site of its physiological activity. Thus, the Ca content in the aboveground part reflects the Ca demand of the plant's physiological activity (Grubb and Edwards, 1982). The capacity of those plants that are able to adapt to high Ca soil environments can be reflected by two indicators: (i) the correlation between Ca content in the aboveground parts of the plants and soil ECa content; and (ii) the species differences in terms of the Ca content of the aboveground parts of plants. Thus, based on these two indicators, plants can be placed into the following groups: Ca-indifferent
15 plants, high-Ca plants, and low-Ca plants (Ji et al., 2009). In the present paper, we used this classification method to categorize the 17 plant species that were widely distributed across our study environment, thus providing theoretical guidance for vegetation restoration in rocky desertification areas. In both high-Ca and low-Ca soil environments, the Ca-indifferent plants can survive normally, and their Ca content changes correspondingly with changes in soil ECa content. The physiological activities of high-Ca plants have a higher demand for Ca and may have a strong ability to enrich soil Ca. The physiological
20 activities of low-Ca plants have a lower demand for Ca and can alleviate high Ca stress by inhibiting the absorption of Ca through the root system and its upward transport.

These results are of great significance for vegetation restoration in karst areas. High-Ca plants should be selected preferentially (such as *Pyracantha fortuneana*, *Rhus chinensis*, and *Loropetalum chinense*, *Serissa japonica*), followed by Ca-

indifferent plants (such as *Sanguisorba officinalis*, *Castanea henryi*, and *Dendranthema indicum*). Low-Ca plants also have a strong ability to adapt to high calcium environments, and they can be used as an alternative species to increase species diversity during the process of ecological restoration. Our findings not only have important significance for guiding solutions to the problem of rocky desertification in China, but also provide species screening ideas for ecosystem restoration in rocky desertification areas in other parts of the world. Rocky desertification is a major ecological problem in karst areas, and further explorations are required to solve this problem. It is necessary to further explore other nutrient elements in soil during vegetation restoration, and long-term positioning observation is crucial for understanding this issue.

5 Conclusions

Our results indicate that the mean soil TCa and ECa content were highest in areas of IRD, followed by MRD, then LRD. The Ca content in the aboveground parts of plants was significantly higher than that in the belowground parts for the three grades of rocky desertification sites in our study. Significant differences in Ca content were found between the aboveground and belowground parts of plants in each plant functional group. The soil ECa content had a significant effect on the Ca content of the belowground parts of plants but no significant effect on the Ca content of the aboveground parts. Ca-indifferent plants, which included *Sanguisorba officinalis*, *Castanea henryi*, *Dendranthema indicum* and *Themeda japonica*, showed a significant positive correlation between the Ca content in the aboveground or belowground parts and the soil ECa content. High-Ca plants were *Pyracantha fortuneana*, *Rhus chinensis*, *Loropetalum chinense*, *Serissa japonica*, *Glochidion puberum*, *Indigofera tinctoria* and *Aster baccharoides*. The aboveground parts of these plants were able to absorb a lot of Ca from soils with varying ECa content. Finally, low-Ca plants included *Abelia chinensis*, *Vitex negundo*, *Smilax china*, *Miscanthus sinensis*, *Artemisia carvifolia* and *Digitaria sanguinalis*. The aboveground parts of low-Ca plants were able to maintain a lower Ca content from soils with varying ECa content.

Acknowledgements

This work was supported by the Forestry Science and Technology Promotion Project of the State Forestry Administration of China ([2014]52), and the Desertification (Rocky Desertification) Monitoring Project of the State Forestry Administration of China (20150618 and 20160603).

References

- Batistič, O., and Kudla, J.: Analysis of calcium signaling pathways in plants, *Biochim. Biophys. Acta (BBA)-General Subjects.*, 1820, 1283–1293, 2012.
- 5 Borer, C. H., Hamby, M. N., and Hutchinson, L. H.: Plant tolerance of a high calcium environment via foliar partitioning and sequestration, *J. Arid Environ.*, 85, 128–131, 2012.
- Bose, J., Pottosin, I. I., Shabala, S. S., Palmgren, M. G., and Shabala, S.: Calcium efflux systems in stress signaling and adaptation in plants, *Front. Plant Sci.*, 2, 85, 2011.
- Bowler, C., and Fluhr, R.: The role of calcium and activated oxygens as signals for controlling cross-tolerance, *Trends Plant Sci.*, 5, 241–246, 2000.
- 10 Bressan, R. A., Hasegawa, P. M., and Pardo, J. M.: Plants use calcium to resolve salt stress, *Trends Plant Sci.*, 3, 411–412, 1998.
- China, S. F.: *Technology Regulations of Vegetation Restoration in Karst Desertification Zone (LY /T 1840-2009) China Standards Press, Beijing, 2009.* (in Chinese with English abstract)
- Grubb, P. J., and Edwards, P. J.: Studies of mineral cycling in a montane rain forest in New Guinea. III. The distribution of mineral elements in the above-ground material, *J. Ecol.*, 70, 623, 1982.
- 15 Hepler, P. K.: Calcium: a central regulator of plant growth and development, *Plant Cell*, 17, 2142, 2005.
- Hetherington, A. M., and Brownlee, C.: The generation of Ca signals in plants, *Annu. Rev. Plant Biol.*, 55, 401–427, 2004.
- Hirschi, K. D.: The calcium conundrum. Both versatile nutrient and specific signal, *Plant Physiol.*, 136, 2438–2442, 2004.
- Hong-Bo, S., Li-Ye, C., and Ming-An, S.: Calcium as a versatile plant signal transducer under soil water stress, *BioEssays.*, 20 30, 634–641, 2008.
- Ilarslan, H., Palmer, R. G., and Horner, H. T.: Calcium oxalate crystals in developing seeds of soybean, *Ann. Bot.*, 88, 243–257, 2001.
- Ji, F. T., Li, N., and Deng, X.: Calcium contents and high calcium adaptation of plants in karst areas of China, *Chinese J. Plant Ecol.*, 33, 926–935, 2009. (in Chinese with English abstract)

- Jing, Y. R., Deng, X. W., Deng, D. H., Xiang, W. H., Wenhua, X., Fang, X., Li, Y. Q., and Zhang, S. L.: Soil properties and their correlations under different grades of rocky desertification ecosystems in Southwest Hunan, China, *Journal of Soil and Water Conservation*, 30, 189–195, 2016. (in Chinese with English abstract)
- Kinzel, H.: Calcium in the vacuoles and cell walls of plant tissue, *Flora*, 182, 99–125, 1989.
- 5 Larkindale, J., and Knight, M. R.: Protection against heat stress-induced oxidative damage in *Arabidopsis* involves calcium, abscisic acid, ethylene, and salicylic acid, *Plant Physiol.*, 128, 682–695, 2002.
- Li, Y. Q., Deng, X. W., Yi, C. Y., Deng, D. H., Huang, Z. H., Xiang, W. H., Xi, F., and Jing, Y. R.: Plant and soil nutrient characteristics in the karst shrub ecosystem of southwest Hunan, China, *Chinese Journal of Applied Ecology*, 27, 1015–1023, 2016. (in Chinese with English abstract)
- 10 Luo, X. Q., Wang, C. Y., Yang, H. Y., and Liao, X. R.: Studies on adaptive mechanisms of karst dominant plant species to drought and high calcium stress, *Chinese Agricultural Science Bulletin.*, 28, 1–5, 2012. (in Chinese with English abstract)
- Luo, X. Q., Wang, S. J., Zhang, G. L., Wang, C. Y., Yang, H. Y., and Liao, X. R.: Effects of calcium concentration on photosynthesis characteristics of two fern plants, *Ecology and Environmental Science.*, 22, 258–262, 2013. (in Chinese with English abstract)
- 15 Luo, X. Q., Zhang, G. L., Du, X. L., Wang, S. J., Yang, H. y., and Huang, T. Z.: Characteristics of element contents and ecological stoichiometry in leaves of common calcicole species in Maolan Karst Forest, *Ecology and Environmental Sciences.*, 1121–1129, 23(7), 2014. (in Chinese with English abstract)
- Marschner, H.: *Marschner's Mineral Nutrition of Higher Plants*, Academic Press, 2011.
- Messmer, T., Elsenbeer, H., and Wilcke, W.: High exchangeable calcium concentrations in soils on Barro Colorado Island, Panama, *Geoderma.*, 212–224, 217–218(3), 2014.
- 20 Moore, C. A., Bowen, H. C., Scrasefield, S., Knight, M. R., and White, P. J.: The deposition of suberin lamellae determines the magnitude of cytosolic Ca elevations in root endodermal cells subjected to cooling, *Plant J.*, 30, 457, 2002.
- Müller, M. N., Ramos, J. B. E., Kai, G. S., Riebesell, U., Kaźmierczak, J., Gallo, F., Mackinder, L., Li, Y., Nesterenko, P. N., and Trull, T. W.: Phytoplankton calcification as an effective mechanism to alleviate cellular calcium poisoning,

- Biogeosciences., 12, 6493–6501, 2015.
- Musetti, R., and Favali, M. A.: Cytochemical localization of calcium and X-ray microanalysis of *Catharanthus roseus* L. infected with phytoplasmas, *Micron*, 34, 387–393, 2003.
- Peiter, E.: The plant vacuole: emitter and receiver of calcium signals, *Cell Calcium*, 50, 120–128, 2011.
- 5 Pennisi, S. V., and McConnell, D. B.: Inducible calcium sinks and preferential calcium allocation in leaf primordia of *Dracaena sanderiana* Hort. Sander ex MT Mast.(Dracaenaceae), *HortScience*, 36, 1187–1191, 2001.
- Poovaliah, B. W., and Reddy, A. S.: Calcium and signal transduction in plants, *CRC Crit. Rev. Plant Sci.*, 12, 185–211, 1993.
- Qi, Q. W., Hao, Z., Tao, J. J., and Kang, M.: Diversity of calcium speciation in leaves of *Primulina* species (Gesneriaceae), *Biodiversity Science.*, 21, 715-722, 2013. (in Chinese with English abstract)
- 10 Ranjev, R., Thuleaua, P., and Schroederb, J. I.: Signal transduction and calcium channels in higher plants, *Curr. Opin. Biotechnol.*, 4, 172–176, 1993.
- Reuveni, R., Dor, G., Raviv, M., Reuveni, M., and Tuzun, S.: Systemic resistance against *Sphaerotheca fuliginea* in cucumber plants exposed to phosphate in hydroponics system, and its control by foliar spray of mono-potassium phosphate, *Crop Prot.*, 19, 355–361, 2000.
- 15 Shang, Z. L., Mao, G. H., A., and Sun, D. Y.: The specificity of calcium signaling in plant cells, *Plant Physiology Communications.*, 39, 93–100, 2003. (in Chinese with English abstract)
- Sheng, M. Y., Xiong, K. N., Cui, G. Y., and Liu, Y.: Plant diversity and soil physical-chemical properties in karst rocky desertification ecosystem of Guizhou, China, *Acta Ecol. Sin*, 35, 434–448, 2015. (in Chinese with English abstract)
- Tanikawa, T., Ito, Y., Fukushima, S., Yamashita, M., Sugiyama, A., Mizoguchi, T., Okamoto, T., and Hirano, Y.: Calcium is
20 cycled tightly in *Cryptomeria japonica* stands on soils with low acid buffering capacity, *Forest Ecology and Management.*, 399, 64-73, 2017.
- Volk, G. M., Lynch-Holm, V. J., Kostman, T. A., Goss, L. J., and Franceschi, V. R.: The role of druse and raphide calcium oxalate crystals in tissue calcium regulation in *Pistia stratiotes* L. leaves, *Plant Biol.*, 4, 34–45, 2002.
- Wang, C. M., and Yi, Y.: Physiological activity and calcium content of calciphile, ubiquists and calcifuge under nature

- environment, *Hubei Agricultural Sciences.*, 3840-3844, 53(16), 2014. (in Chinese with English abstract)
- Wang, C. Y., Wang, S. J., Rong, L., and Luo, X. Q.: Analyzing about characteristics of calcium content and mechanisms of high calcium adaptation of common pteridophyte in Maolan karst area of China, *Chinese J. Plant Ecol.*, 35, 1061-1069, 2011. (in Chinese with English abstract)
- 5 Wang, H., Inukai, Y., and Yamauchi, A.: Root development and nutrient uptake, *CRC Crit. Rev. Plant Sci.*, 25, 279–301, 2006.
- Wang, S. J., Liu, Q. M., and Zhang, D. F.: Karst rocky desertification in southwestern China: geomorphology, landuse, impact and rehabilitation, *Land Degrad. Dev.*, 15, 115–121, 2004.
- Wang, Y. J., Yu, J. N., Chen, T., Zhang, Z. G., Hao, Y. J., Zhang, J. S., and Chen, S. Y.: Functional analysis of a putative Ca channel gene TaTPC1 from wheat, *J. Exp. Bot.*, 56, 3051–3060, 2005.
- 10 White, P. J., and Broadley, M. R.: Calcium in plants, *Ann. Bot.*, 92, 487–511, 2003.
- Wu, W. H.: *Plant Physiology*, second edition, Science Press., 2008. (in Chinese with English abstract)
- Xu, Z. C., Li, Y. Y., Xiao, H. Q., Li, H. W., and Liu, C. K.: The contents of Calcium and magnesium in Hunan tobacco growing soils and their effects on tobacco quality, *Acta Ecol. Sin.*, 27, 4425–4433, 2007. (in Chinese with English abstract)
- Zeng, F. P., Peng, W. X., Song, T. Q., Wang, K. L., Wu, H. Y., Song, X. J., and Zeng, Z. X.: Changes in vegetation after 22 years' natural restoration in the Karst disturbed area in northwestern Guangxi, China, *Acta Ecologica Sinica.*, 27, 5110–
- 15 5119, 2007.
- Zhang, X. Q.: *Ecophysiological Characteristics of Calcicole and Calcifuge Responding to External Ca²⁺ Concentration*, Guizhou Normal University., 2005. (in Chinese with English abstract)
- Zhou, J., Huang, Y., and Mo, M.: Phylogenetic analysis on the soil bacteria distributed in karst forest, *Braz. J. Microbiol.*, 40,
- 20 827–837, 2009.
- Zou, W. T., and Xiong, D. Z.: Effects of soil available calcium on some physiological metabolism of flue cured tobacco, *Journal of Anhui Agricultural University.*, 369-373, 37(2), 2010. (in Chinese with English abstract)

Table 1. Basic description for different grades of rocky desertification sites

Sample areas	Score of rocky desertification	Aspect	soil pH	Gradient (°)	Altitude (m)	Bedrock exposure rate	Vegetation coverage	Disturbance regimes
LRD	34(≤ 45)	South	5.56	20°	500	35%	80%	Slight human disturbance, rarely grazed
MRD	48(46~60)	Northeast	5.57	18°	500	57%	75%	Abandoned farmland, no disturbance after abandoning cultivation
IRD	67(61~75)	Southwest	5.59	17°	480	73%	40%	Slight human disturbance, rarely grazed

LRD: light rocky desertification; MRD: moderate rocky desertification; IRD: intense rocky desertification.

Table 2. Soil TCa and ECa content from different grades of rocky desertification

Ca typical (g·kg ⁻¹)	Sample location	LRD	MRD	IRD
TCa	Non-rocky side	1.19±0.45Aa	2.33±0.53Ba	2.62±0.97Ba
	Rocky side	1.68±0.53Ab	2.97±0.29Bb	5.66±1.37Cb
	Average	1.31±0.51A	2.53±0.56B	3.38±1.71B
ECa	Non-rocky side	0.51±0.26Aa	1.68±0.37Ba	1.63±0.88Ba
	Rocky side	0.97±0.39Ab	2.20±0.39Bb	3.09±0.58Cb
	Average	0.63±0.36A	1.83±0.44B	2.00±1.03C
Ca effectiveness	ECa/TCa (%)	47.72	72.55	58.98

The data represent mean ± standard deviation. Different lower-case letters in each column represent significant differences in different sample points within the same grade of rocky desertification. Different upper-case letters in each row represent significant differences between different grades of rocky desertification ($p < 0.05$).

Table 3. The main species of plant identified during this study and their important value in different grades of rocky desertification

Vegetable layer	Species	Important Value		
		LRD (%)	MRD (%)	IRD (%)
Shrubs	<i>Abelia chinensis</i>	18.56	6.91	21.65
	<i>Castanea henryi</i>	22.33	1.35	5.32
	<i>Indigofera tinctoria</i>	5.10	16.64	4.30
	<i>Pyracantha fortuneana</i>	5.26	4.83	1.63
	<i>Loropetalum chinense</i>	-	1.00	10.45
	<i>Serissa japonica</i>	4.13	5.80	7.45
	<i>Vitex negundo</i>	4.85	11.38	19.07
	<i>Rhus chinensis</i>	0.84	7.11	2.24
	<i>Smilax china</i>	-	1.23	1.02
	<i>Glochidion puberum</i>	11.36	4.81	4.19
	<i>Ilex chinensis</i>	2.25	-	-
	<i>Ilex cornuta</i>	-	-	1.32
	<i>Elaeagnus pungens</i>	-	1.70	-
	<i>Lespedeza bicolor</i>	3.01	0.58	-
	<i>Symplocos chinensis</i>	2.07	-	1.57
	<i>Broussonetia kaempferi</i>	-	0.79	-
	<i>Populus adenopoda</i>	1.06	-	-
	Herbs	<i>Miscanthus sinensis</i>	36.54	5.82
<i>Artemisia carvifolia</i>		17.38	9.04	14.02
<i>Sanguisorba officinalis</i>		1.41	1.01	2.14
<i>Themeda japonica</i>		1.85	18.23	5.03
<i>Dendranthema indicum</i>		3.82	16.94	6.55
<i>Digitaria sanguinalis</i>		6.83	3.95	10.57
<i>Aster baccharoides</i>		2.40	-	4.30
<i>Imperata cylindrica</i>		-	3.30	-
<i>Salvia plebeia</i>		-	-	0.81
<i>Patrinia scabiosaefolia</i>		0.29	-	-
<i>Sonchus arvensis</i>		-	-	0.51

"-" indicates that the important value of these species is less than 1.

Table 4. Correlations between the Ca content of 17 plant species and the soil ECa content of different rocky desertification areas

Species	Ca content in aboveground parts			Ca content in belowground parts		
	Range (g·kg ⁻¹)	Mean±SE (g·kg ⁻¹)	Correlation coefficient	Range (g·kg ⁻¹)	Mean±SE (g·kg ⁻¹)	Correlation coefficient
<i>Smilax china</i>	5.77~36.35	18.5±12.24	0.302	3.11~8.61	5.89±2.75	0.931
<i>Aster baccharoides</i>	16.16~24.03	20.00±3.60	0.418	6.20~12.02	8.91±2.58	0.315
<i>Vitex negundo</i>	5.53~26.31	18.03±7.44	0.198	2.83~8.17	5.59±2.02	-0.116
<i>Sanguisorba officinalis</i>	17.68~27.77	24.01±4.47	0.995**	13.41~40.14	32.25±12.71	0.996**
<i>Themeda japonica</i>	2.15~9.23	5.51±2.45	0.963**	0.42~7.91	3.88±2.70	0.488
<i>Pyracantha fortuneana</i>	9.16~29.84	19.61±8.46	0.240	17.08~31.86	21.43±7.02	-0.189
<i>Loropetalum chinense</i>	10.33~33.44	27.25±7.29	-0.203	13.62~27.69	19.69±7.09	0.542
<i>Serissa japonica</i>	9.69~33.66	23.26±9.90	-0.027	4.27~20.51	12.01±7.81	0.838
<i>Indigofera tinctoria</i>	10.18~40.24	24.17±11.49	0.215	3.39~9.83	5.98±2.33	-0.289
<i>Digitaria sanguinalis</i>	4.75~9.80	6.67±2.73	0.257	1.36~5.33	3.37±1.98	-0.915
<i>Abelia chinensis</i>	5.07~29.64	18.08±10.12	-0.163	0.87~7.12	4.10±2.16	0.070
<i>Artemisia carvifolia</i>	15.34~19.39	17.37±1.42	0.400	6.39~14.07	9.18±3.07	0.028
<i>Glochidion puberum</i>	11.13~26.99	20.49±7.04	0.357	5.33~13.64	10.45±4.48	0.775
<i>Miscanthus sinensis</i>	4.34~7.60	5.61±1.44	0.000	2.88~13.10	5.82±4.87	0.118
<i>Rhus chinensis</i>	10.52~28.16	19.93±6.43	0.076	8.92~20.38	14.13±4.13	0.336
<i>Dendranthema indicum</i>	20.97~24.96	22.54±1.86	0.666	2.97~7.39	5.39±1.70	0.877*
<i>Castanea henryi</i>	12.99~38.74	22.4±8.17	0.151	20.52~31.37	25.28±3.92	0.963**

Coefficients are significant at $p < 0.05$ (*) and < 0.01 (**).

Table 5. Adaptation of plants to high Ca environments in rocky desertification areas

Types of adaptation	Species	Characteristics of Ca content in plants	Strategies of plant adaptation to high Ca environments
Ca-indifferent plants	<i>Sanguisorba officinalis</i> <i>Castanea henryi</i> <i>Dendranthema indicum</i> <i>Themeda japonica</i>	There is significant positive correlation between the Ca content in the aboveground/belowground parts of plants and the soil ECa content. The coefficient of variation for Ca content in plants has a wide range.	Plants adapt to different Ca contents in soil through high Ca ²⁺ buffering capacity. By regulating Ca ²⁺ binding in Ca stores, the Ca ²⁺ concentration in cytoplasm is maintained at a stable level.
High-Ca plants	<i>Loropetalum chinense</i> <i>Serissa japonica</i> <i>Indigofera tinctoria</i> <i>Glochidion puberum</i> <i>Aster baccharoides</i> <i>Pyracantha fortuneana</i> <i>Rhus chinensis</i>	There is no significant positive correlation between the Ca content in the aboveground parts of plants and the soil ECa content. The aboveground part has a high level of Ca content and the coefficient of variation falls within a narrow range.	Plants maintain high Ca content by enhancing Ca uptake and transporting it from belowground to aboveground parts. High Ca is needed or tolerated in these plants.
Low-Ca plants	<i>Vitex negundo</i> <i>Abelia chinensis</i> <i>Smilax china</i> <i>Miscanthus sinensis</i> <i>Artemisia carvifolia</i> <i>Digitaria sanguinalis</i>	There is no significant positive correlation between the Ca content in the aboveground parts of plants and the soil ECa content. The aboveground part has a low level of Ca content and the coefficient of variation falls within a narrow range.	Plants maintain low Ca content in the aboveground parts by reducing Ca uptake and transporting it from belowground to aboveground parts.

Figure captions

Fig. 1 Geographical locations of the study sites

Fig. 2 Characteristics of plant Ca content in different grades of rocky desertification

5 LRD: light rocky desertification; MRD: moderate rocky desertification; IRD: intense rocky desertification. Different lower-case letters represent significant differences in the Ca content between the aboveground and belowground parts of the plants in the same grade of rocky desertification; different upper-case letters represent significant differences in the Ca content of the plants among the different grades of rocky desertification ($p < 0.05$).

Fig. 3 Ca content in the aboveground and belowground parts of plants in different functional groups

10 Different lower-case letters represent significant differences between the Ca content of the aboveground and belowground parts for the same functional groups ($p < 0.05$); different upper-case letters represent significant differences among different functional groups ($p < 0.05$).

Fig. 4 Ca content in the aboveground and belowground parts of different plant types from three different rocky desertification sample areas

15 LRD: light rocky desertification; MRD: moderate rocky desertification; IRD: intense rocky desertification. Values with the same letters were not significantly different ($p > 0.05$).

Fig. 1

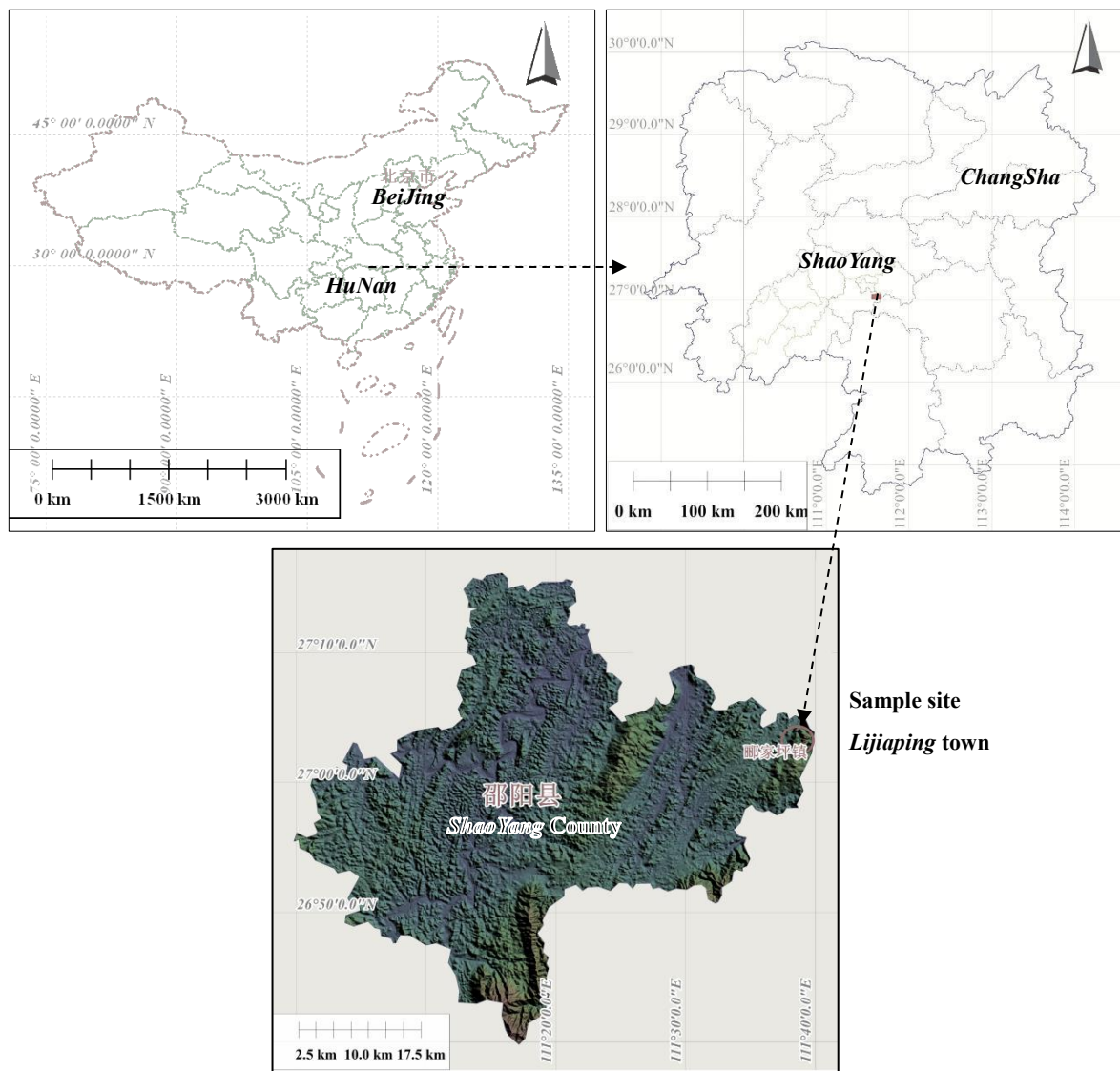
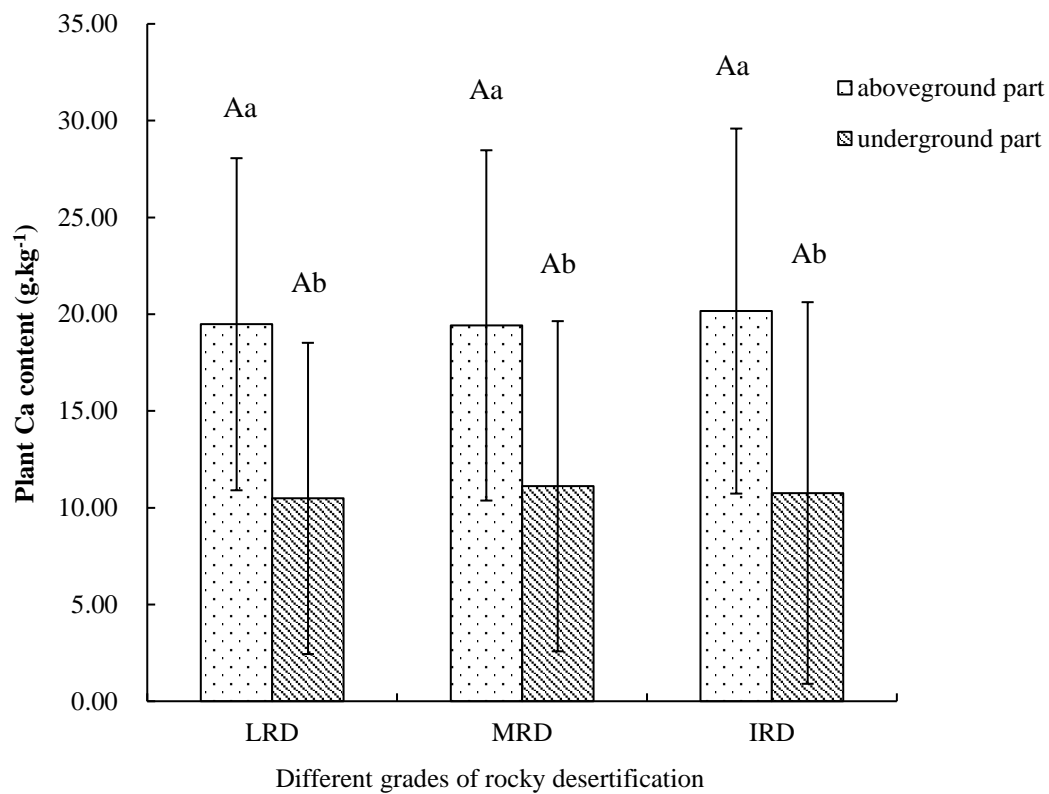


Fig. 2



5

10

15

Fig. 3

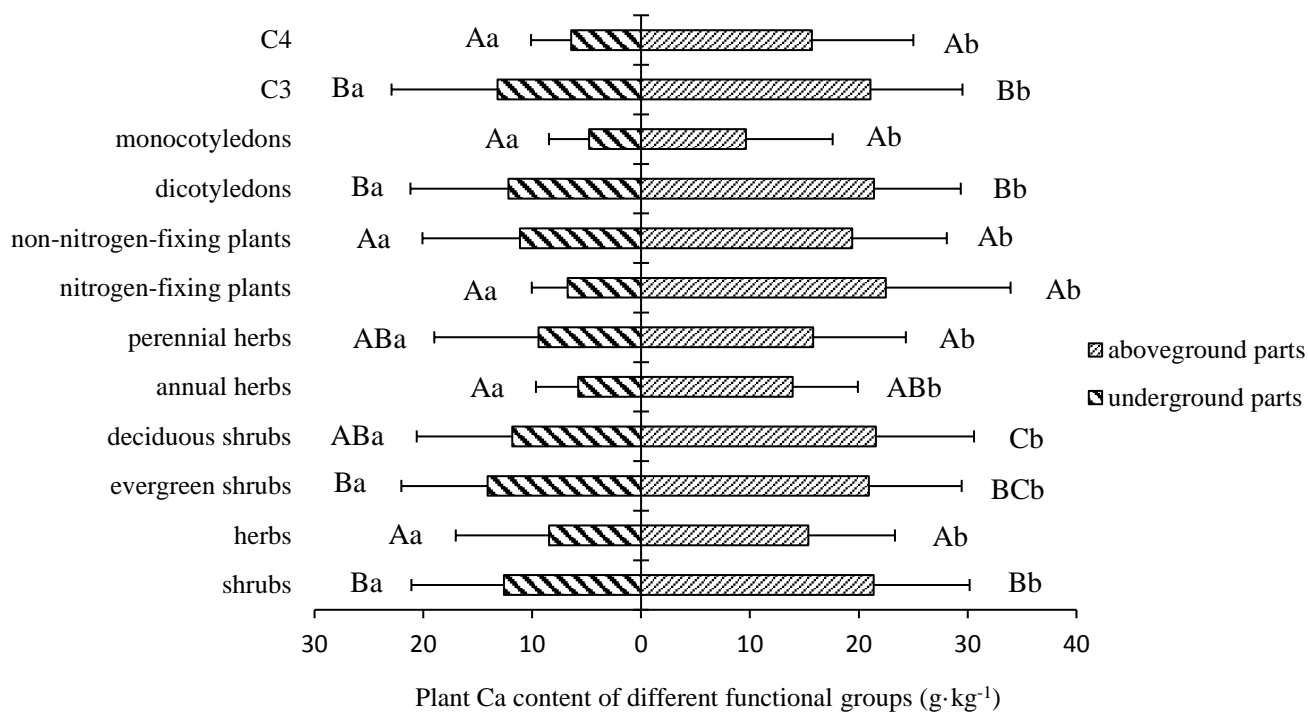
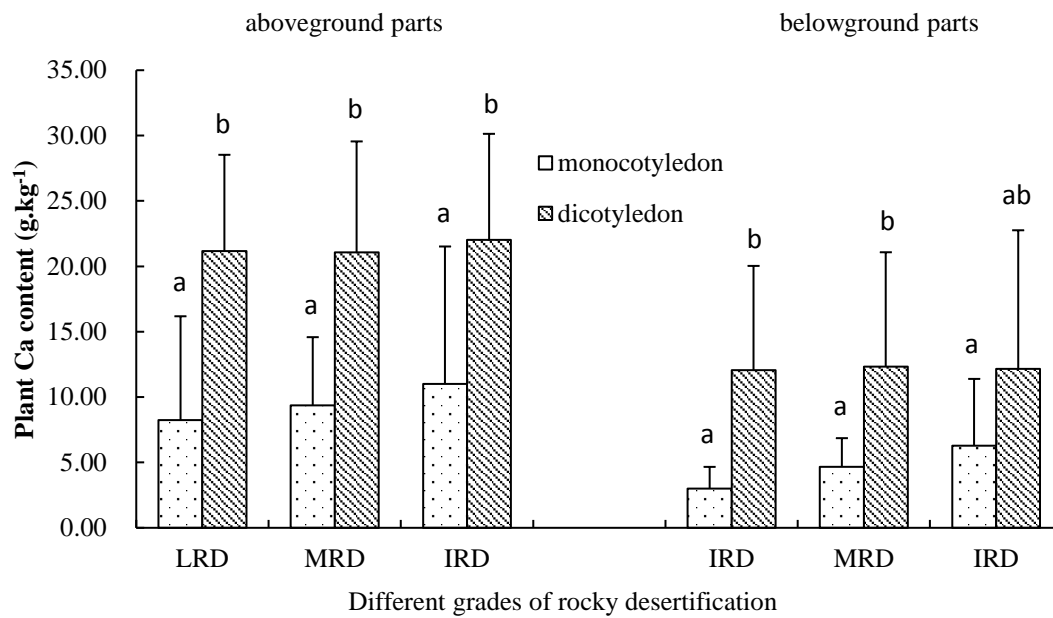


Fig. 4



Author contributions

Idea and study design: Deng X. W., Wei X. C.; Experiments and statistical analysis: Deng X. W., Wei X. C., and Wen H. F.; Manuscript writing: Wei X. C.; Discussion and revision: Xiang W. H., Ouyang S., Lei P. F., Chen L. All authors have read and approved the content of the manuscript.

5 Competing interests

The authors declare that they have no conflict of interest.