

**Fungi regulate response of N<sub>2</sub>O production process to warming and grazing in a Tibetan grassland**

Lei Zhong<sup>1</sup>, Shiping Wang<sup>2</sup>, Xingliang Xu<sup>3</sup>, Yanfen Wang<sup>4</sup>, Yichao Rui<sup>5</sup>, Xiaoqi Zhou<sup>6</sup>,  
Qinhua Shen<sup>7</sup>, Jinzhi Wang<sup>8</sup>, Lili Jiang<sup>2</sup>, Caiyun Luo<sup>9</sup>, Tianbao Gu<sup>1</sup>, Wenchao Ma<sup>1</sup>,  
Guanyi Chen<sup>1, 10</sup>

<sup>1</sup>School of Environmental Science and Engineering, Tianjin University / China-Australia Centre for Sustainable Urban Development, Tianjin 300350, China

<sup>2</sup>Laboratory of Alpine Ecology and Biodiversity, Institute of Tibetan Plateau Research, Chinese Academy of Sciences, Beijing 100101, China

<sup>3</sup>Key Laboratory of Ecosystem Network Observation and Modeling, Institute of Geographic Sciences and Natural Resources, Chinese Academy of Sciences, Beijing 100101, China

<sup>4</sup>University of Chinese Academy of Sciences, Beijing 100049, China

<sup>5</sup> Department of Soil Science, University of Wisconsin-Madison, Madison, WI 53706, USA

<sup>6</sup> Tiantong National Forest Ecosystem Observation and Research Station, Center for Global Change and Ecological Forecasting, School of Ecological and Environmental Sciences, East China Normal University, Shanghai 200241, China

<sup>7</sup> Institute of Agriculture and Environment, Massey University, Private Bag 11222, Palmerston North 4442, New Zealand.

<sup>8</sup> Beijing Key Laboratory of Wetland Services and Restoration, Institute of Wetland Research, Chinese Academy of Forestry, Beijing 100091, China

<sup>9</sup> Key Laboratory of Adaptation and Evolution of Plateau Biota, Northwest Institute of Plateau Biology, Chinese Academy of Sciences, Xining 810008, China

<sup>10</sup>School of Science, Tibet University, No. 36 Jiangsu Street, Lhasa 850012, Tibet Autonomous Region, China

Author for correspondence:

Dr. Wenchao Ma; Prof. Guanyi Chen

School of Environmental Science and Engineering, Tianjin University / China-Australia Centre for Sustainable Urban Development, Tianjin 300072, China

Email: [mawc916@tju.edu.cn](mailto:mawc916@tju.edu.cn); [chengguanyi@utibet.edu.cn](mailto:chengguanyi@utibet.edu.cn)

## Abstract

Lack of understanding of the effects of warming and winter grazing on soil fungal contribution to nitrous oxide (N<sub>2</sub>O) production process has limited our ability to predict N<sub>2</sub>O fluxes under changes in climate and land use management, because soil fungi play an important role in driving terrestrial N cycling. A controlled warming and winter grazing experiment included control (C), winter grazing (G), warming (W) and warming with winter grazing (WG) was conducted to investigate the effects of warming and winter grazing on soil N<sub>2</sub>O production potential in an alpine meadow on the Tibetan Plateau. Our results showed that soil bacteria and fungi contributed  $46 \pm 2 \%$  and  $54 \pm 2 \%$  to nitrification, and  $37 \pm 3 \%$  and  $63 \pm 3 \%$  to denitrification in control treatment, respectively. We conclude that soil fungi could be the main source for N<sub>2</sub>O production potential in the Tibetan alpine grasslands. In our results, neither warming nor winter grazing affected the activity of enzymes responsible for overall nitrification and denitrification. However, warming significantly increased the enzyme activity of bacterial nitrification and denitrification to 53% and 55%, respectively, but decreased enzyme activity of fungal nitrification and denitrification to 47% and 45%, respectively. Winter grazing had no such effects. Warming and winter grazing may not affect the soil N<sub>2</sub>O production potential, but climate warming can alter biotic pathways responsible for N<sub>2</sub>O production process. These findings confirm the importance of soil fungi in soil N<sub>2</sub>O production process and how its responses to environmental and land use changes in alpine meadow ecosystems. Therefore, our results provide some new insights about ecological controls on N<sub>2</sub>O production process and contribute to the development of

62 ecosystem nitrogen cycle model.

63

64 Keyword: warming, winter grazing, nitrification, denitrification, fungi

65

## 1 Introduction

N<sub>2</sub>O emissions from soil contribute to climate warming as N<sub>2</sub>O is a potent greenhouse gas (Change, 2015), it is mainly produced in soils through microbial nitrification and denitrification (Zumft, 1997). Clarifying nitrification and denitrification processes and their controlling factors will be beneficial for understanding N cycle in terrestrial ecosystems. Previous studies mainly focused on bacterial nitrification and denitrification (Hayatsu et al., 2008; Klotz and Stein, 2008) because the conventional N cycle is thought to be controlled primarily by bacteria. However, recent studies using novel molecular techniques have shown that soil fungi are important players in terrestrial N cycling, including N<sub>2</sub>O production and nitrification/denitrification in drylands or soils with high organic carbon (C) and N (Chen et al., 2015; Huang et al., 2017; Laughlin and Stevens, 2002; Marusenko et al., 2013; Zhong et al., 2018).

The Tibetan grasslands occupy approximately 40% of the Tibetan Plateau which represents 0.7-1.0% of total global N storage (Tian et al., 2006) and is required for sufficient forage production (Zheng et al., 2000). These grasslands represent one of the most vulnerable regions in the world to climate change and anthropogenic perturbation (Thompson et al., 1993; Thompson, 2000; Wang and French, 1994). A much greater than average increase in the surface temperature has been predicted to occur in this region in the future (Giorgi et al., 2001) and have profound impacts on soil N cycling in alpine grasslands. Additionally, the grasslands of the Tibetan Plateau are generally divided into two grazing seasons, i.e. summer grazing from June to September and winter

grazing from October to May (Cui et al., 2014), which host about 13.3 million domestic yaks and 50 million sheep, with dramatically increasing numbers in future (Yao et al., 2006). Grazing strongly affects soil N cycling, as well as plant and microbial diversity (Hillebrand, 2008) and the stability of ecosystems (Klein et al., 2004). Previous studies have demonstrated losses of N caused by warming (Klein et al., 2004; 2007) and that overgrazing (Zhou et al., 2005) leads to degradation in alpine grasslands. The effects of climate warming and grazing on the aboveground vegetation, soil physicochemical properties, litter mass loss, bacterial communities and N<sub>2</sub>O fluxes of Tibetan alpine grasslands have been extensively investigated (Hu et al., 2010; Li et al., 2016; Luo et al., 2010; Rui et al., 2012; Wang et al., 2012; Zhu et al., 2015); however, most of these studies was focused on the effect of summer grazing, little is showed the effect of winter grazing on them (Zhu et al. 2015; Che et al. 2018). On the other hand, many studies of Tibetan alpine grasslands are mainly focused on bacterial nitrifiers and denitrifiers or their activities, taking these to be the key factors on N<sub>2</sub>O emission in alpine grasslands. However, while many studies have explored N mineralization, nitrification and even denitrification as well as bacterial nitrifiers and denitrifiers for better understanding of N<sub>2</sub>O emission and ecosystem functioning (Yang et al., 2013; Yue et al., 2015), few studies have been conducted to distinguish whether bacteria or fungi dominate in N<sub>2</sub>O emission and N cycling (Kato et al., 2013), especially under warming and grazing conditions.

Since optimum environments for fungi and bacteria are different, they may respond differently to environmental changes. Fungi prefer lower temperature (Pietikäinen et

al., 2005), higher organic C/N (Chen et al., 2015) and a more arid soil environment (Marusenko et al., 2013) compared to bacteria. Climate warming and grazing can change vegetation cover, soil water and energy balance, alter the quantity and quality of soil organic matter and mineral N content (Saggar et al., 2004), and thus affect N<sub>2</sub>O production (Shi et al., 2017). However, it remains unknown how bacteria and fungi respond to concurrent warming and grazing and contribute to N<sub>2</sub>O production in alpine grasslands.

To clarify whether fungi played the mainly role in N<sub>2</sub>O production process and its response to warming and winter grazing in alpine grasslands, we used a warming and grazing experiment over 10 years in an alpine meadow on the Tibetan Plateau. We measured the gene abundance of soil bacterial and fungal communities using quantitative PCR, and the potential of N<sub>2</sub>O emission from bacterial and fungal nitrification and denitrification through an incubation experiment to assess the contribution of N<sub>2</sub>O production potential from bacteria and fungi. We aimed to test the following hypotheses: (1) soil fungi were the main contributor to N<sub>2</sub>O production because of the low soil temperature and high organic C and N in the alpine grasslands, and (2) although N<sub>2</sub>O emission was not affected by warming and winter grazing at our site (Zhu et al., 2015), the biotic pathways responsible for N<sub>2</sub>O would be changed due to the distinct preferred soil environments of bacterial and fungal communities.

## **2 Materials and Methods**

**2.1 Site and sampling.** Details of the experimental site and design of the warming and

grazing were described by Wang et al. (2012). The experiment was conducted in an alpine grassland (37°37'N, 101°12'E, 3250 m elevation) at the Haibei Alpine Meadow Ecosystem Research Station of the Chinese Academy of Sciences. Over the past 25 years, the mean annual temperature was -2 °C, and the mean annual precipitation was 500 mm. In the soil sampling year and month of 2015, mean temperature was 0 °C and 9.7 °C, respectively; total rainfall was 327.2 mm and 46.6 mm, respectively. Over 80% of total rainfall falls during the summer monsoon season (Luo et al., 2010; Zhao and Zhou, 1999). The soil was classified as Gelic Cambisols (WRB, 1998). The plant community at the experimental site is dominated by *Kobresia humilis*, *Festuca ovina*, *Elymus nutans*, *Poa pratensis*, *Carex scabrirostris*, *Gentiana straminea*, *Gentiana farreri*, *Blysmus sinocompressus*, *Potentilla nivea* and *Dasiphora fruticosa* (Luo et al., 2010).

A two-way factorial design (warming and grazing) was used with four replicates of each of four treatments (Wang et al., 2012), beginning in May 2006, namely no warming with no grazing (C), no warming with winter grazing (G), warming with no winter grazing (W) and warming with winter grazing (WG). In total, 16 plots of 3-m diameter were fully randomized throughout the study site.

For warming treatments, the design of the controlled warming (i.e. free-air temperature enhancement (FATE) system with infrared heaters) with grazing experiment described previously by Kimball et al.(2008) and Wang et al. (2012). Free-air temperature enhancement using infrared heating has been set up to create a warming

treatment since May 2006 (Luo et al., 2010). The differences in canopy temperature at set points between heated plots and the corresponding reference plots were 1.2°C during the daytime and 1.7°C at night in summer. During winter, from October to April, the power output of the heaters was manually set at 1500 W per plot, as some infrared thermometers were not working.

For grazing treatments, during 2006-2010 summer grazing treatments was used to explore the effects of warming and grazing on ecosystem during the growing seasons (Luo et al. 2010; Hu et al. 2010; Wang et al. 2012). Considering strong disturbance, grazing was stopped during 2011-2015, summer grazing was replaced by cutting and removing about 50% of the litter biomass in October and the following March each year to simulate winter grazing. Given the importance of winter grazing, winter grazing during the non-growing seasons was further investigated (Zhu et al. 2015; Che et al. 2018). Alpine meadows in the region can be divided into two grazing seasons (i.e., warm-season grazing from June to September and cold-season grazing from October to May) (Cui et al., 2015). Before the experiment was conducted, we had examined how clipping simulated the effects of actual grazing before we established four replicated “actual grazing treatments” compare with the “simulated grazing treatments”, the soil and plant all showed no difference between simulated grazing and actual grazing treatments (Klein et al. 2004; 2007), because the soil is frozen in winter, meaning that the effect of selective feeding and trampling by sheep would be limited, so the effect of cutting in winter was similar to winter grazing (Zhu et al., 2015).

**2.2 Soil sampling.** Five soil cores (5 cm in diameter) were randomly collected



within each plot on 15 August 2015 at a depth of 0–20cm (including organic layer) and then mixed to form a composite sample. All soil samples were transported to the laboratory and sieved through a 2-mm mesh before being stored at -20°C or 4°C for further molecular analyses.

**2.3 Soil properties and gene abundance of bacteria and fungi analysis.** Soil moisture content was measured by drying at 105°C for 24 hours. For soil mineral N ( $\text{NH}_4^+$ -N and  $\text{NO}_3^-$ -N) analyses, 10 g of soil (field-moist) was shaken for 1 hour with 50 mL of 1 M KCl and filtered through filter paper, and determine the  $\text{NH}_4^+$ -N and  $\text{NO}_3^-$ -N concentrations by Skalar flow analyzer (Skalar Analytical, Breda, The Netherlands). The total C and N content were measured by using combustion elemental analyzers (PerkinElmer, EA2400, USA).

Soil DNA was extracted from 0.5 g of the frozen soil using a FastDNA™ Kit for Soil (QBIogene) based on the instructions and stored at -20°C. Total bacteria and fungi copies were quantified by real-time PCR using an iCycler thermal cycler equipped with an optical module (Bio-Rad, USA)

The real-time PCR mixture contained 5 ng of soil DNA, 2 pmol of primers and 10×iQ SYBR Green super mix (Bio-Rad), in a 20-μL reaction volume. The primer for bacteria were 341F 5'-CCTACGGGAGGCAGCAG-3' and 534R 5'-ATTACCGCGGCTGCTGGCA-3' (Muyzer et al., 1993). The thermal cycle conditions were 10 min at 95°C; 35 cycles of PCR were then performed in the iCycler iQ Real-

Time PCR Detection System (BIORAD) as follows: 20 s at 95°C, 15 s at 55°C and 30 s at 72°C. A final 5-min extension step completed the protocol. The primer for fungi were FU18S1 5'-GGAAACTCACCAGGTCCAGA-3' derived from Nu-SSU-1196 and Nu-SSU-1536 5'-ATTGCAATGCYCTATCCCCA-3' (Borneman and Hartin, 2000) and the thermal cycle conditions were one step of 10 min at 95°C, then 40 cycles of PCR performed as follows: 20 s at 95 °C, 30 s at 62 °C and 30 s at 72 °C. A final 5-min extension step completed the protocol.

#### **2.4 Total, fungal and bacterial nitrification enzyme activity, and total, fungal and bacterial potential of N<sub>2</sub>O production from denitrification analysis.**

Fungal (FNEA), bacterial (BNEA) and total nitrification enzyme activity (TNEA) was determined following the protocol described in Dassonville et al. (2011). Briefly, moist field soil equivalent to 12 g of dry soil was weighed into 240-mL specimen bottles (LabServ), 12 mL of NH<sub>4</sub>-N solution (50 µg N-(NH<sub>4</sub>)<sub>2</sub>SO<sub>4</sub> g<sup>-1</sup> dry soil) and distilled water was added to achieve a 96 mL total liquid volume, and the slurry was incubated at 28°C for 10 hours with constant agitation (180 rpm) in an orbital shaker (Lab-Line 3527; Boston, MA, USA) to mix slurry well and provide an aerobic environment. Three treatments were imposed: (I) cycloheximide (C<sub>15</sub>H<sub>23</sub>NO<sub>4</sub>, a fungicide) at 1.5 mg g<sup>-1</sup> in solution was used to inhibit the nitrification activity from soil fungi, (II) streptomycin sulphate (C<sub>42</sub>H<sub>84</sub>N<sub>14</sub>O<sub>36</sub>S<sub>3</sub>, a bactericide) at 3.0 mg g<sup>-1</sup> in solution was used to inhibit the nitrification activity from soil bacteria (Castaldi and Smith, 1998; Laughlin et al., 2009) and (III) a no-inhibitor control was used to show the total nitrification activity.

218 During incubation, 10 mL of the soil slurry was sampled with a syringe at 2, 4, 6, 8 and  
219 10 h, and then filtered through Whatman No. 42 ashless filter paper. Filtered samples  
220 were stored at -20 °C until analysis for  $\text{NO}_2^- + \text{NO}_3^-$  concentration on a LACHAT  
221 Quickchem Automated Ion Analyzer (Foss 5027 Sampler, TECATOR, Hillerød,  
222 Denmark). A linear regression between the  $\text{NO}_2^- + \text{NO}_3^-$  production rate and time was  
223 observed, and the rates of nitrification enzyme activity were determined from the slope  
224 of this linear regression. The nitrification enzyme activity of soil fungi was estimated  
225 by the difference between rates of nitrification enzyme activity under treatment (III)  
226 and treatment (I); the nitrification enzyme activity of soil bacteria was estimated by the  
227 difference between rates of nitrification enzyme activity under treatment (III) and  
228 treatment (II). The total nitrification enzyme activity was from treatment III.

229 Fungal (FDEA), bacterial (BDEA) and total potential of  $\text{N}_2\text{O}$  production (TDEA)  
230 from denitrification was measured in fresh soil from each plot following the protocol  
231 described in Patra et al. (2006) and Marusenko et al. (2013). Three sub-samples  
232 (equivalent to 12 g dry soil) from each soil sample were placed into 240-mL plasma  
233 flasks, and 7 mL of a solution containing  $\text{KNO}_3$  ( $50 \mu\text{g NO}_3^- \text{N g}^{-1}$  dry soil), glucose  
234 ( $0.5 \text{ mg C g}^{-1}$  dry soil) and glutamic acid ( $0.5 \text{ mg C g}^{-1}$  dry soil) were added. Additional  
235 distilled water was provided to achieve 100% water-holding capacity and optimal  
236 conditions for denitrification. Three treatments were imposed: (I) cycloheximide  
237 ( $\text{C}_{15}\text{H}_{23}\text{NO}_4$ ; a fungicide) at  $1.5 \text{ mg g}^{-1}$  in solution was used to inhibit the fungal  
238 potential of  $\text{N}_2\text{O}$  production from denitrification, (II) streptomycin sulphate  
239 ( $\text{C}_{42}\text{H}_{84}\text{N}_{14}\text{O}_{36}\text{S}_3$ ; a bactericide) at  $3.0 \text{ mg g}^{-1}$  in solution was used to inhibit the bacterial

potential of N<sub>2</sub>O production from denitrification (Castaldi and Smith, 1998; Laughlin and Stevens, 2002), and (III) a no-inhibitor control was used to show the total potential of N<sub>2</sub>O production from denitrification. The headspace air of the specimen bottles was replaced with N<sub>2</sub> to provide anaerobic conditions. Specimen bottles were then sealed with a lid containing a rubber septum for gas sample collection. Specimen bottles with the soil slurry were then incubated at 28°C for 48 h with constant agitation (180 rpm) in an orbital shaker (Lab-Line 3527; Boston, MA, USA). During incubation, 12-mL gas samples were taken at 0, 24 and 48 h with syringes and injected into pre-evacuated 6-mL glass vials. The N<sub>2</sub>O concentration of the gas samples was analyzed via gas chromatography. The potential of N<sub>2</sub>O production from denitrification were calculated from the slope of the regression using values for 0, 24 and 48 hours of incubation. The fungal potential of N<sub>2</sub>O production from denitrification was estimated by the difference between rates of denitrification enzyme activity under treatment (III) and treatment (I); The bacterial potential of N<sub>2</sub>O production from denitrification was estimated by the difference between rates of denitrification enzyme activity under treatment (III) and treatment (II). Total denitrification enzyme activity was from Treatment III. For the contribution of bacteria and fungi to total nitrification enzyme activity was calculated it by the ratio of BNEA or FNEA to BNEA+FNEA; the contribution of bacteria and fungi to total potential of N<sub>2</sub>O production from denitrification was calculated it by the ratio of BDEA or FDEA to BDEA+FDEA.

**2.5 Statistical analysis.** For the controlled experiment, the statistical significance of the effects of warming, grazing and their interaction on plant biomass, soil properties,

microbial functional genes, and fungal and bacterial nitrification enzyme activity and potential of N<sub>2</sub>O production from denitrification were tested by two-way ANOVA in the PROC GLM procedure of SAS (version 9, SAS Institute, Cary, NC, USA).

## **3 Results**

### **3.1 Plant biomass and soil properties**

The average plant standing biomass was 343, 345, 301 and 362 g dry matter m<sup>-2</sup> in the control, G, W and WG treatments measured at the day of soil sampling, respectively. Grazing and warming had no effect on plant biomass (Fig. 1a, Table 1).

Soil temperature varied from 11.8 to 14.0 °C. Grazing (P=0.05) and warming (P<0.01) increased soil temperature (Fig. 1b, Table 1). The average soil moisture varied from 26% to 34% (w/w). Grazing had no effect on soil moisture, which was lower in warming plots (P<0.01) (Fig. 1c, Table 1). There was an interactive effect between grazing and warming on soil temperature (P<0.01).

Soil total C (TC) was not affected by grazing (P=0.13) or warming (P=0.12) alone, but there was a marginal interaction between grazing and warming on TC (P=0.07) (Fig. 2a, Table 1). Similar to TC, soil total N (TN) also showed no response to grazing or warming (Fig. 2b, Table 1). Soil NH<sub>4</sub><sup>+</sup>-N content was lower in warming treatments than in no-warming treatments (P=0.05) (Fig. 2c, Table 1). Greater soil NO<sub>3</sub>-N content occurred under the warming treatments (P=0.05) than under the no-warming treatments (Fig. 2d, Table 1).

## **3.2 Microbial functional genes**

Bacterial gene abundance varied from  $4.71 \times 10^9$  to  $5.93 \times 10^9$  copies  $\text{g}^{-1}$  dry soil, which was much higher than fungal gene abundance (Fig. 3). Warming and grazing both increased the bacterial gene abundance in soils ( $P < 0.01$ ), but there was no interaction effect between them on bacterial gene abundance (Table 1). By comparison, fungal gene abundance showed no difference across all treatments.

## **3.3 Nitrification enzyme activity and potential of $\text{N}_2\text{O}$ production from denitrification of bacteria and fungi**

TNEA varied from 1.07 to 1.64  $\mu\text{g N g}^{-1} \text{h}^{-1}$  in all treatments. BNEA ranged from 0.43 to 0.64  $\mu\text{g g}^{-1} \text{h}^{-1}$ , which was lower than the FNEA in soils (0.59–0.66  $\mu\text{g g}^{-1} \text{h}^{-1}$ ) ( $P = 0.01$ ) (Fig. 4 a-c). FNEA was lower under warming treatments than under the no-warming treatments ( $P = 0.05$ ) (Table 1).

TDEA was between 1.32 and 1.80  $\mu\text{g N g}^{-1} \text{h}^{-1}$ . FDEA was clearly the dominant process for TDEA (Fig. 4 d-f), because it was higher than BDEA for all treatments except warming. Warming increased BDEA ( $P = 0.04$ ). Warming and grazing had a significant interaction effect on FDEA ( $P < 0.01$ ) (Table 1).

## **3.4 The contribution of bacteria and fungi to potential $\text{N}_2\text{O}$ emissions**

The contribution of FNEA to TNEA varied from 47% to 56%, and the contribution of FDEA to TDEA varied from 45% to 63% (Fig. 5). Warming significantly decreased the contribution of FNEA and FDEA to TNEA and TDEA in soils (FNEA:  $P = 0.02$ ;

FDEA:  $P=0.04$ ). There were no differences in the contribution of FNEA and FDEA to TNEA and TDEA in any treatments (Table 1).

#### 4 Discussion

$N_2O$  is mainly produced from the microbial nitrification and denitrification processes, but the contribution of bacteria and fungi to nitrification and denitrification processes is still unclear. In our results, fungi contributed 54% and 63% of the TNEA and TDEA, respectively, in control treatment of the alpine grassland studied. Our result of the fungal contribution to potential of  $N_2O$  production is much lower than Laughlin and Stevens (2002) and Zhong *et al.* (2018) whom reported 89% and 86% fungal contribution from temperate grasslands, but is higher than the 40-51% fungal contribution observed across different ecosystems by Chen *et al.* (2014). Kato *et al.* (2013) also showed that  $N_2O$  emissions from FDEA was higher than from BDEA in alpine meadows, reinforcing the important role fungi play in denitrification process.

Our findings support our first hypothesis and further proved that both nitrification and denitrification were largely driven by fungal communities in alpine meadow grasslands.

A possible explanation is that fungi prefer the arid, high organic substrate and low-temperature environment (Pietikäinen *et al.*, 2005; Chen *et al.*, 2015; Marusenko *et al.*, 2013). In alpine grasslands, the mean annual temperature is 0 °C; even during the sampling day the mean temperature was only 11 °C. The cold environment could cause higher activity in fungi than in bacteria. Moreover, the cold environment decreases the rate of mineralization, leading to greater organic C and N accumulation (Ineson *et al.*, 1998; Schmidt *et al.*, 2004). In our study, soil TC and TN concentrations were 72–86 g

kg<sup>-1</sup> and 6–7 g kg<sup>-1</sup>, respectively (Fig. 2a and 2b), much higher than in temperate grasslands and farmland, providing a favorable environment for fungi (Bai et al., 2010). These are mainly reasons that soil fungi played the mainly role in N<sub>2</sub>O production process in the Tibetan alpine grasslands.

Our methodology did not exclude a role for archaea in nitrification and denitrification. Previous studies on grasslands only focused on fungal and bacterial process because archaeal specific inhibitors have not yet been identified for N cycling processes. However, archaea are widespread in soils, are involved in nitrification denitrification (Cabello et al., 2004), eg. archaeal ammonia oxidizers are globally (Leininger et al., 2006). In our study, we also found the TNEA was higher than the sum of NEA from bacteria and fungi, while TDNA was higher than DEA from bacteria and fungi (Fig. 4), which showed that archaea also played the role in N<sub>2</sub>O production process in our site. However, it included the archaeal and abiotic components. The development of inhibitor-based approaches may help to show how archaea responses to environmental change (Marusenko et al. 2013).

Our results supported the second hypothesis that although warming did not change the total N<sub>2</sub>O production potential on the Qinghai-Tibetan Plateau, the biotic pathways responsible for N<sub>2</sub>O had been changed, as bacterial contribution to TNEA and TDEA all were higher than fungal which suggested the higher bacterial N<sub>2</sub>O production potential under warming treatment (Fig. 4, Table 1). The increase in bacterial N<sub>2</sub>O production potential, coupled with decrease in fungal N<sub>2</sub>O production potential, could be the main reason why the total N<sub>2</sub>O production potential was no difference between



control and warming treatments. The field data in our site was measured in year of 2011–2012 and also showed no effect of warming on N<sub>2</sub>O emission (Zhu et al. 2015). Our results reinforced this and suggested that bacterial nitrification and denitrification process alone is unable to accurately describe the response of N<sub>2</sub>O to warming.

It is the two reasons that lead to the changes of fungal and bacterial pathways for N<sub>2</sub>O production process by warming. Firstly, warming significantly increased the soil temperature (Fig. 1b, Table 1), the increased of soil temperature directly reduce fungal activity but increase bacterial activity, because fungi prefer the cold environment compared with bacteria (Pietikäinen et al., 2005). Secondly, fungi prefer higher organic C/N environment while bacteria prefer higher inorganic C/N environment (Chen et al., 2015). In our site, although the soil NH<sub>4</sub><sup>+</sup>-N concentration did not change with warming, soil NO<sub>3</sub><sup>-</sup>-N concentration was significantly increased showed the soil inorganic N was increased (Fig. 2a and 2b, Table 1); on the other hand, the soil dissolved organic nitrogen was significantly decreased from 48 to 41 mg kg<sup>-1</sup> (P<0.04), the soil labile C and N was also found significantly decreased by warming (Rui et al., 2012), it showed the soil organic C and N was decreased in our site. Therefore, warming indirectly reduce fungal activity but increase bacterial activity through increased soil inorganic N and decreased soil organic N in our site. In our site, the FNEA and FDEA were reduced by 16% and 30% respectively, but the BNEA and BDEA was increased by 15% and 41% respectively by warming. All these changes resulted in fungi contributing less to nitrification and denitrification than bacteria (Fig.5). Although the gene abundance of fungi was not changed by warming which showed inconsistencies with the changes of

FNEA and FDEA, these inconsistencies might be explained by the fungal gene abundance was not likely provided information on real-time process rates since such rates are dependent on environmental conditions, fluctuations in environmental conditions can cause rapid changes in real-time process rates, but not necessarily affect gene abundance (Zhong et al. 2014). In summary, it indicates that the soil microbial process was altered by warming, even though the total potential of N<sub>2</sub>O production did not change, with a shift in the dominance from fungi to bacteria in N<sub>2</sub>O production process after 10 years of warming.

Numerous studies have demonstrated that grazing can impact microbial processes and induce the loss of N through: (1) altering the substrate concentration for N<sub>2</sub>O production and reduction in soil through the deposition of dung and urine (Saggar et al., 2004); (2) reducing vegetation cover due to changes in soil water content and energy balance (Leriche et al., 2001); and (3) increasing soil compaction and reducing soil aeration through animal tramping (Houlbrooke et al., 2008). However, most of these were focused on grazing in growing seasons, little was focused on the effect of winter grazing on N cycle process. In this study fungal and bacterial potential of N<sub>2</sub>O production from nitrification and denitrification all showed little response to winter grazing (Fig. 4, Table 1). A possible explanation is that neither soil moisture, plant biomass nor organic/inorganic C/N content were affected by winter grazing (Fig.1-2, Table 1). Additionally, the soil was frozen in winter, so that the effect of selective feeding and trampling could be limited by grazing sheep rather than other livestock (Zhu et al., 2015; Krümmelbein et al., 2009; Steffens et al., 2008). As a result, the same

soil environmental conditions for both winter grazing and control had no effect on soil fungi and bacteria, and thus on fungal and bacterial nitrification and denitrification. Moreover, the field data of N<sub>2</sub>O emission in the year of 2011-2012 also supports the results of Zhu et al. (2015) and suggests that replacing summer grazing by winter grazing could cause the soil N cycle process to become stable.

Overall, we conclude that fungi played the dominant role in the N<sub>2</sub>O production process in alpine meadows. Previous study had proved the climate warming did not affect the N<sub>2</sub>O production in our site (Zhu et al. 2015), but we found warming could alter biotic pathways responsible for N<sub>2</sub>O production process on the Tibetan Plateau.

Our study exhibited the effects of a decade of simulation experiment; however, a thorough understanding about the long-term impact of warming and grazing on soil fungal nitrification and denitrification from alpine meadow grassland requires further investigation for multi-decade period.

From this study, due to the different adaptation strategies of fungi and bacteria, and their different nutrition requirements, future changes in climate and soil resources are likely to affect biogeochemistry in a way not currently accounted for in ecosystem models that assume N transformations are controlled only by bacteria. Accurate predictions for N<sub>2</sub>O production and N loss due to environmental change and land use will benefit from the inclusion of fungi as key mediators of ecological processes in grasslands.

#### **Competing interests**

The authors declare that they have no conflict of interest.

## Acknowledgements

This work was supported by the National Key R&D Program of China (No. 2016YFC0501802), the National Natural Science Foundation of China (No. 41601245; 31672474), the Foundation of Committee on Science and Technology of Tianjin (No. 16YFXTSF00500), and supported by the Strategic Priority Research Program B of the Chinese Academy of Sciences (No. XDB15010201). We also thank Miss Ri Weal for her assistance in improving the use of English in the manuscript.

## References

- Bai, Y., Jianguo, W. U., Clark, C. M., Naeem, S., Pan, Q., Huang, J., Zhang, L., and Han, X.: Tradeoffs and thresholds in the effects of nitrogen addition on biodiversity and ecosystem functioning: evidence from inner Mongolia Grasslands, *Global Change Biol.*, 16, 358-372, 2010.
- Borneman, J., and Hartin, R. J.: PCR primers that amplify fungal rRNA genes from environmental samples, *Appl. Environ. Microb.*, 66, 4356, 2000.
- Cabello, P., Roldán, M.D., Moreno-Vivián, C.: Nitrate reduction and the nitrogen cycle in archaea. *Microbiol.* 150 (11), 3527 – 3546, 2004.
- Cao, G., Xu, X., Long, R., Wang, Q., Wang, C., Du, Y., and Zhao, X.: Methane emissions by alpine plant communities in the Qinghai–Tibet Plateau, *Biol. Letters*, 4, 681-684, 2008.
- Castaldi, S., and Smith, K. A.: Effect of cycloheximide on N<sub>2</sub>O and NO<sub>3</sub><sup>-</sup> production in a forest and an agricultural soil, *Biol. Fert. Soils*, 27, 27-34, 1998.
- Che, R., Deng, Y., Wang, W., Rui, Y., Zhang, J., Tahmasbian, I., Tang, L., Wang, S., Wang Y., Xu, Z., and Cui, X.: Long-term warming rather than grazing significantly changed total and active soil procaryotic community structures, *Geoderma*, 316: 1-10, 2018.
- Chen, H., Mothapo, N. V., and Shi, W.: The significant contribution of fungi to soil N<sub>2</sub>O production across diverse ecosystems, *Appl. Soil Ecol.*, 73, 70-77, 2014.
- Chen, H., Mothapo, N. V., and Shi, W.: Fungal and bacterial N<sub>2</sub>O production regulated by soil amendments of simple and complex substrates, *Soil Biol. Biochem.*, 84, 116-126, 10.1016/j.soilbio.2015.02.018, 2015.
- Cui, S., Zhu, X., Wang, S., Zhang, Z., Xu, B., Luo, C., Zhao, L., and Zhao, X.: Effects of seasonal grazing on soil respiration in alpine meadow on the Tibetan plateau, *Soil*

449 Use Manage., 30, 435-443, 2015.  
 450 Dassonville, N., Guillaumaud, N., Piola, F., Meerts, P., and Poly, F.: Niche construction  
 451 by the invasive Asian knotweeds (species complex *Fallopia*): Impact on activity,  
 452 abundance and community structure of denitrifiers and nitrifiers, *Biol. Invasions*, 13,  
 453 1115-1133, 2011.  
 454 Giorgi, F., Whetton, P. H., Jones, R. G., Christensen, J. H., Mearns, L. O., Hewitson,  
 455 B., Vonstorch, H., Francisco, R., and Jack, C.: Emerging patterns of simulated  
 456 regional climatic changes for the 21st century due to anthropogenic forcings,  
 457 *Geophys. Res. Lett.*, 28, 3317-3320, 2001.  
 458 Hayatsu, M., Tago, K., and Saito, M.: Various players in the nitrogen cycle: Diversity  
 459 and functions of the microorganisms involved in nitrification and denitrification, *J.*  
 460 *Soil Sci. Plant Nut.*, 54, 33-45, 10.1111/j.1747-0765.2007.00195.x, 2008.  
 461 Hillebrand, H.: Grazing regulates the spatial variability of periphyton biomass, *Ecology*,  
 462 89, 165-173, 2008.  
 463 Houlbrooke, D. J., Littlejohn, R. P., Morton, J. D., and Paton, R. J.: Effect of irrigation  
 464 and grazing animals on soil quality measurements in the North Otago Rolling  
 465 Downlands of New Zealand, *Soil Use Manage.*, 24, 416-423, 2008.  
 466 Hu, Y., Chang, X., Lin, X., Wang, Y., Wang, S., Duan, J., Zhang, Z., Yang, X., Luo,  
 467 C., and Xu, G.: Effects of warming and grazing on N<sub>2</sub>O fluxes in an alpine meadow  
 468 ecosystem on the Tibetan plateau, *Soil Biol. Biochem.*, 42, 944-952, 2010.  
 469 Huang, Y., Xiao, X., and Long, X.: Fungal denitrification contributes significantly to  
 470 N<sub>2</sub>O production in a highly acidic tea soil, *J. Soil Sediment.*, 17, 1599-1606,  
 471 10.1007/s11368-017-1655-y, 2017.  
 472 Ineson, P., Benham, D. G., Poskitt, J., Harrison, A. F., Taylor, K., and Woods, C.:  
 473 Effects of climate change on nitrogen dynamics in upland soils. 2. A soil warming  
 474 study, *Global Change Biol.*, 4, 143-152, 1998.  
 475 Kato, T., Toyoda, S., Yoshida, N., Tang, Y., and Wada, E.: Isotopomer and  
 476 isotopologue signatures of N<sub>2</sub>O produced in alpine ecosystems on the Qinghai-  
 477 Tibetan Plateau, *Rapid Commun. Mass sp.*, 27, 1517-1526, 2013.  
 478 Klein, J. A., Harte, J., and Zhao, X. Q.: Experimental warming causes large and rapid  
 479 species loss, dampened by simulated grazing, on the Tibetan Plateau, *Ecol. Lett.*, 7,  
 480 1170-1179, 2004.  
 481 Klein, J. A., Harte, J., and Zhao, X. Q.: Experimental warming, not grazing, decreases  
 482 rangeland quality on the Tibetan Plateau, *Ecol. Appl.*, 17, 541, 2007.  
 483 Klotz, M. G., and Stein, L. Y.: Nitrifier genomics and evolution of the nitrogen cycle,  
 484 *Fems Microbiol. Lett.*, 278, 146-156, 10.1111/j.1574-6968.2007.00970.x, 2008.  
 485 Krümmelbein, J., Peth, S., Zhao, Y., Horn, R.: Grazing - induced alterations of soil  
 486 hydraulic properties and functions in Inner Mongolia, PR China. *J. Plant Nutr. Soil*  
 487 *Sci.*, 172(6), 769-776, 2009.  
 488 Laughlin, R. J., and Stevens, R. J.: Evidence for fungal dominance of denitrification  
 489 and codenitrification in a grassland soil, *Soil Sci. Soc. Am. J.*, 66, 1540-1548, 2002.  
 490 Laughlin, R. J., Rutting, T., Mueller, C., Watson, C. J., and Stevens, R. J.: Effect of  
 491 acetate on soil respiration, N<sub>2</sub>O emissions and gross N transformations related to  
 492 fungi and bacteria in a grassland soil, *Appl. Soil Ecol.*, 42, 25-30,

10.1016/j.apsoil.2009.01.004, 2009.

LeBauer, D. S., and Treseder, K. K.: Nitrogen limitation of net primary productivity in terrestrial ecosystems is globally distributed, *Ecology*, 89, 371-379, 10.1890/06-2057.1, 2008.

Leininger, S., Urich, T., Schlöter, M., Schwark, L., Qi, J., Nicol, G.W., Prosser, J.I., Schuster, S.C., Schleper, C.: Archaea predominate among ammonia-oxidizing prokaryotes in soils. *Nature*, 442, 806-809, 2006.

Leriche, H., Leroux, X., Gignoux, J., Tuzet, A., Fritz, H., Abbadie, L., and Loreau, M.: Which functional processes control the short-term effect of grazing on net primary production in grasslands?, *Oecologia*, 129, 114-124, 2001.

Li, Y., Lin, Q., Wang, S., Li, X., Liu, W., Luo, C., Zhang, Z., Zhu, X., Jiang, L., and Li, X.: Soil bacterial community responses to warming and grazing in a Tibetan alpine meadow, *Fems Microbiol. Ecol.*, 92, fiv152, 2016.

Luo, C., Xu, G., Chao, Z., Wang, S., Lin, X., Hu, Y., Zhang, Z., Duan, J., Chang, X., and Su, A.: Effect of warming and grazing on litter mass loss and temperature sensitivity of litter and dung mass loss on the Tibetan plateau, *Global Change Biol.*, 16, 1606-1617, 2010.

Marusenko, Y., Huber, D. P., and Hall, S. J.: Fungi mediate nitrous oxide production but not ammonia oxidation in aridland soils of the southwestern US, *Soil Biol. Biochem.*, 63, 24-36, 2013.

Muyzer, G., Waal, E. C. D., and Uitterlinden, A. G.: Profiling of complex microbial populations by denaturing gradient gel electrophoresis analysis of polymerase chain reaction-amplified genes coding for 16S rRNA, *Appl. Environ. Microbiol.*, 59, 695, 1993.

Patra, A. K., Abbadie, L., Clays-Josserand, A., Degrange, V., Grayston, S. J., Guillaumaud, N., Loiseau, P., Louault, F., Mahmood, S., and Nazaret, S.: Effects of management regime and plant species on the enzyme activity and genetic structure of N-fixing, denitrifying and nitrifying bacterial communities in grassland soils, *Environ. Microbiol.*, 8, 1005-1016, 2006.

Pietikäinen, J., Pettersson, M., and Bååth, E.: Comparison of temperature effects on soil respiration and bacterial and fungal growth rates, *Fems Microbiol. Ecol.*, 52, 49, 2005.

Rui, Y., Wang, Y., Chen, C., Zhou, X., Wang, S., Xu, Z., Duan, J., Kang, X., Lu, S., and Luo, C.: Warming and grazing increase mineralization of organic P in an alpine meadow ecosystem of Qinghai-Tibet Plateau, China, *Plant Soil*, 357, 73-87, 2012.

Saggar, S., Bolan, N. S., Bhandral, R., Hedley, C. B., and Luo, J.: A review of emissions of methane, ammonia, and nitrous oxide from animal excreta deposition and farm effluent application in grazed pastures, *New Zeal. J. Agr. Res.*, 47, 513-544, 2004.

Schmidt, I. K., Tietema, A., Williams, D., Gundersen, P., Beier, C., Emmett, B. A., and Estiarte, M.: Soil Solution Chemistry and Element Fluxes in Three European Heathlands and Their Responses to Warming and Drought, *Ecosystems*, 7, 638-649, 2004.

Shi, H., Hou, L., Yang, L., Wu, D., Zhang, L., and Li, L.: Effects of grazing on CO<sub>2</sub>, CH<sub>4</sub>, and N<sub>2</sub>O fluxes in three temperate steppe ecosystems, *Ecosphere*, 8, e01760,

2017.

Steffens, M., Kölbl, A., Totsche, K.U., Kögel-Knabner, I.: Grazing effects on soil chemical and physical properties in a semiarid steppe of Inner Mongolia (PR China), *Geoderma*, 143(1-2): 63-72, 2008.

Thompson, L. G., Mosley-Thompson, E., Davis, M., Lin, P. N., Yao, T., Dyurgerov, M., and Dai, J.: “Recent warming”: ice core evidence from tropical ice cores with emphasis on Central Asia, *Global Planet. Change*, 7, 145-156, 1993.

Thompson, L. G.: Ice core evidence for climate change in the Tropics: implications for our future, *Quaternary Sci. Rev.*, 19, 19-35, 2000.

Tian, H., Wang, S., Liu, J., Pan, S., Chen, H., Zhang, C., and Shi, X.: Patterns of soil nitrogen storage in China, *Global Biogeochem. Cy.*, 20, 247-247, 2006.

Wang, B., and French, H. M.: Climate controls and high - altitude permafrost, qinghai - xizang (tibet) Plateau, China, *Permafrost Periglac.*, 5, 87-100, 1994.

Wang, S., Duan, J., Xu, G., Wang, Y., Zhang, Z., Rui, Y., Luo, C., Xu, B., Zhu, X., and Chang, X.: Effects of warming and grazing on soil N availability, species composition, and ANPP in an alpine meadow, *Ecology*, 93, 2365-2376, 2012.

WRB, 1998. *World Reference Base for Soil Resources*. FAO/ISRIC/ISSS, Italy.

Yang, Y., Wu, L., Lin, Q., Yuan, M., Xu, D., Yu, H., Hu, Y., Duan, J., Li, X., and He, Z.: Responses of the functional structure of soil microbial community to livestock grazing in the Tibetan alpine grassland, *Global change biol.*, 19, 637-648, 2013.

Yao, J., Yang, B., and Yan, P.: Analysis on habitat variance and behaviour of *Bos gruiens* in China, *Acta Prataculturae Sinica*, 15, 124-128, 2006. (In Chinese)

Yue, H., Wang, M., Wang, S., Gilbert, J. A., Sun, X., Wu, L., Lin, Q., Hu, Y., Li, X., and He, Z.: The microbe-mediated mechanisms affecting topsoil carbon stock in Tibetan grasslands, *ISME J.*, 9, 2012, 2015.

Zhao, X. Q., and Zhou, X. M.: Ecological Basis of Alpine Meadow Ecosystem Management in Tibet: Haibei Alpine Meadow Ecosystem Research Station, 28, 642-647, 1999.

Zheng, D., Zhang, Q., and Wu, S.: Mountain Geocology and Sustainable Development of the Tibetan Plateau, *Geojournal Library*, 57, 2000.

Zhong, L., Bowatte, S., Newton, P. C., Hoogendoorn, C. J., Luo, D.: An increased ratio of fungi to bacteria indicates greater potential for N<sub>2</sub>O production in a grazed grassland exposed to elevated CO<sub>2</sub>. *Agr. Ecol. Environ.* 254, 111-116, 2018.

Zhou, H., Zhao, X., Tang, Y., Gu, S., and Zhou, L.: Alpine grassland degradation and its control in the source region of the Yangtze and Yellow Rivers, China, *Grassl. Sci.*, 51, 191-203, 2005.

Zhu, X., Luo, C., Wang, S., Zhang, Z., Cui, S., Bao, X., Jiang, L., Li, Y., Li, X., and Wang, Q.: Effects of warming, grazing/cutting and nitrogen fertilization on greenhouse gas fluxes during growing seasons in an alpine meadow on the Tibetan Plateau, *Agr. Forest Meteorol.*, 214, 506-514, 2015.

Zumft, W. G.: Cell biology and molecular basis of denitrification, *Microbiol. Mol. Biol. R.*, 61, 533-616, 1997.

Table 1. Results (F-value and P-value) from two-way ANOVA for the effects of warming (W), winter grazing (G) and their interactions (WG) on soil and microbial characteristics.

	W		G		WG	
	F value	P value	F value	P value	F value	P value
Biomass	0.21	0.65	1.41	0.26	1.21	0.29
Temperature	61.16	<b>&lt;0.01</b>	4.64	<b>0.05</b>	25.54	<b>&lt;0.01</b>
Soil moisture	14.87	<b>&lt;0.01</b>	0.17	0.68	0.13	0.72
TC	2.69	0.12	2.7	0.13	3.95	0.07
TN	1.44	0.25	1.47	0.25	3.02	0.11
NH <sub>4</sub> <sup>+</sup> -N	4.57	<b>0.05</b>	1.6	0.23	0.02	0.89
NO <sub>3</sub> <sup>-</sup> -N	3.6	0.05	1.42	0.25	0.09	0.81
Bacterial	17.91	<b>&lt;0.01</b>	11.67	<b>&lt;0.01</b>	0.11	0.75
Fungi	1.72	0.21	0.70	0.42	2.89	0.12
BNEA	1.01	0.90	3.24	0.35	3.94	0.07
FNEA	4.58	<b>0.05</b>	1.15	0.34	0.37	0.51
TNEA	0.8	0.39	2.23	0.16	0	0.95
BDEA	5.16	<b>0.04</b>	2.45	0.14	4.04	0.07
FDEA	1.52	0.24	0.96	0.34	9.98	<b>&lt;0.01</b>
TDEA	0.98	0.34	2.33	0.15	0.15	0.70

Bold indicates significance at P < 0.05.



## Figure caption

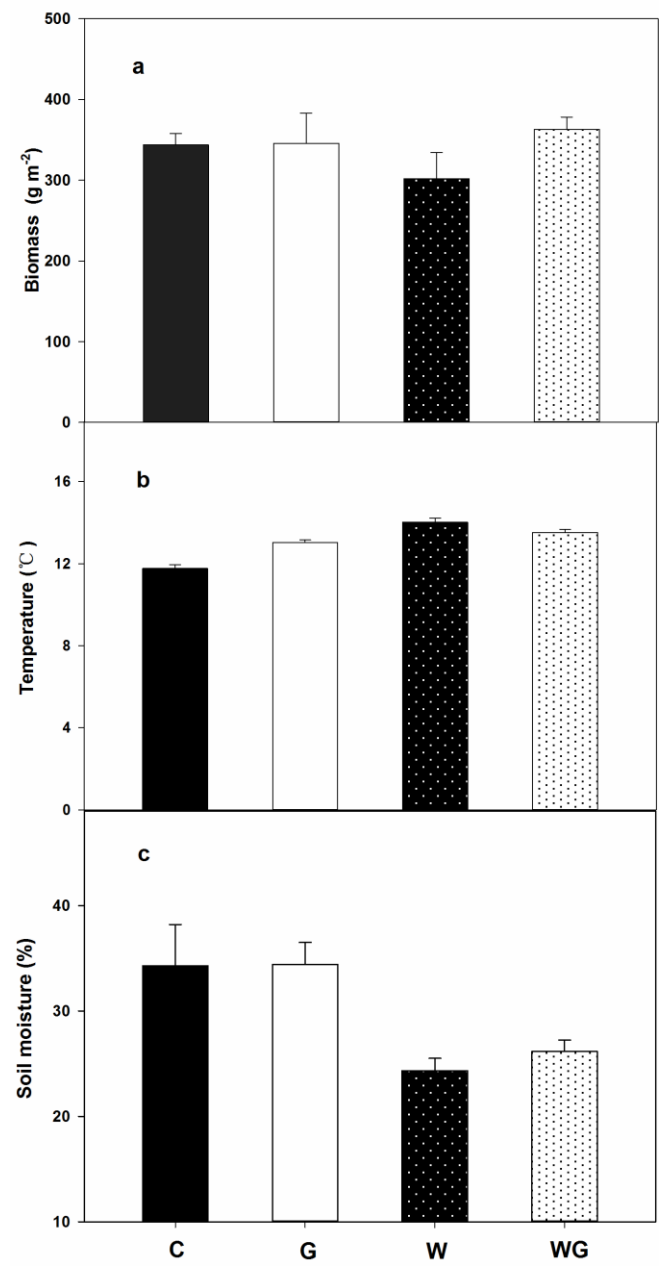
**Fig. 1**, Plant biomass (a) soil temperature (b) and soil moisture content (c) in an alpine meadow. C (■), control treatment; G (□), winter grazing treatment; W (■), warming treatment; WG (▤), warming combined with the winter grazing treatment. Values are means  $\pm$ 1 s.e.m. ( $n=4$ ).

**Fig. 2** Soil total carbon (TC) (a), soil total nitrogen (TN) (b), soil  $\text{NH}_4^+\text{-N}$  (c) and  $\text{NO}_3^-\text{-N}$  (d) content in an alpine meadow. C (■), control treatment; G (□), winter grazing treatment; W (■), warming treatment; WG (▤), warming combined with the winter grazing treatment. Values are means  $\pm$ 1 s.e.m. ( $n=4$ ).

**Fig. 3** Abundance of bacteria (a) and fungi (b) in an alpine meadow; C (■), control treatment; G (□), winter grazing treatment; W (■), warming treatment; WG (▤), warming combined with the winter grazing treatment. Values are means  $\pm$ 1 s.e.m. ( $n=4$ ).

**Fig. 4** Bacterial nitrification enzyme activity (BNEA) (a), fungal nitrification enzyme activity (FNEA) (b), total nitrification enzyme activity (TNEA) (c); Bacterial potential of  $\text{N}_2\text{O}$  production from denitrification (BDEA) (d), fungal potential of  $\text{N}_2\text{O}$  production from denitrification (FDEA) (e) and total potential of  $\text{N}_2\text{O}$  production from denitrification (TDEA) (f) in an alpine meadow. C (■), control treatment; G (□), winter grazing treatment; W (■), warming treatment; WG (▤), warming combined with the winter grazing treatment. Values are means  $\pm$ 1 s.e.m. ( $n=4$ ).

**Fig. 5** Contribution of bacteria and fungi to total nitrification enzyme activity (box with the red and dashed line) and total potential of  $\text{N}_2\text{O}$  production from denitrification (box with the black and solid line) in an alpine meadow. C (■), control treatment; G (□), winter grazing treatment; W (■), warming treatment; WG (▤), warming combined with the winter grazing treatment. Values are means  $\pm$ 1 s.e.m. ( $n=4$ ).



624  
625

Fig. 2

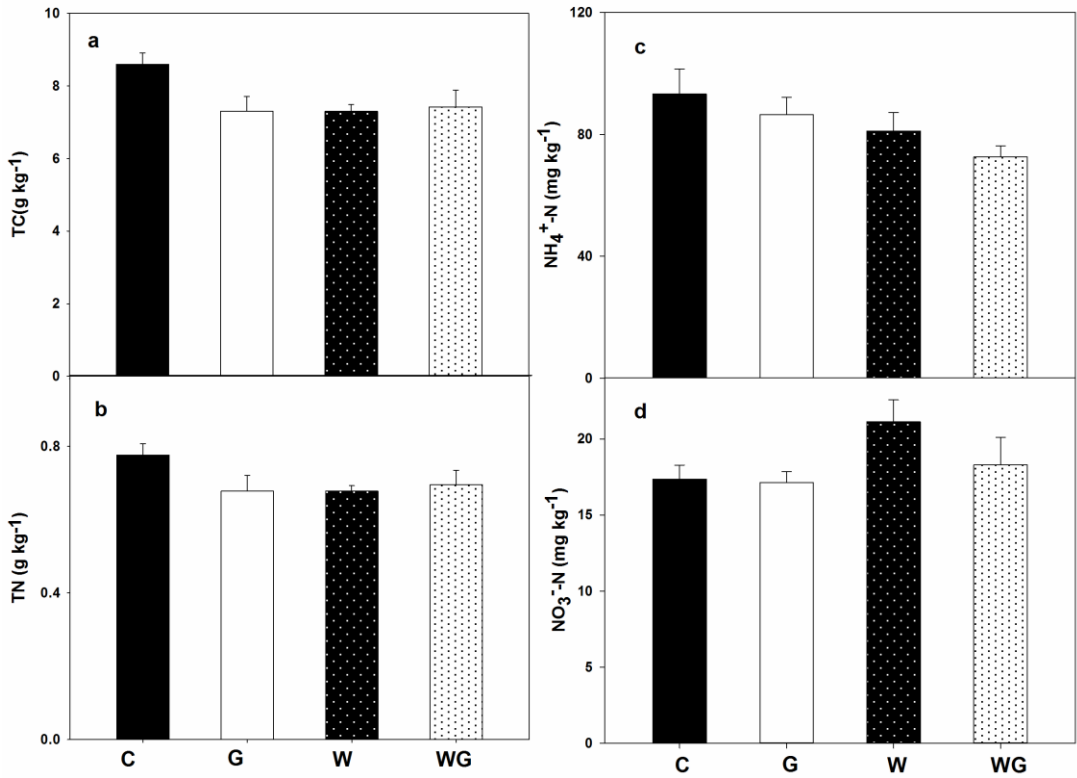


Fig. 3

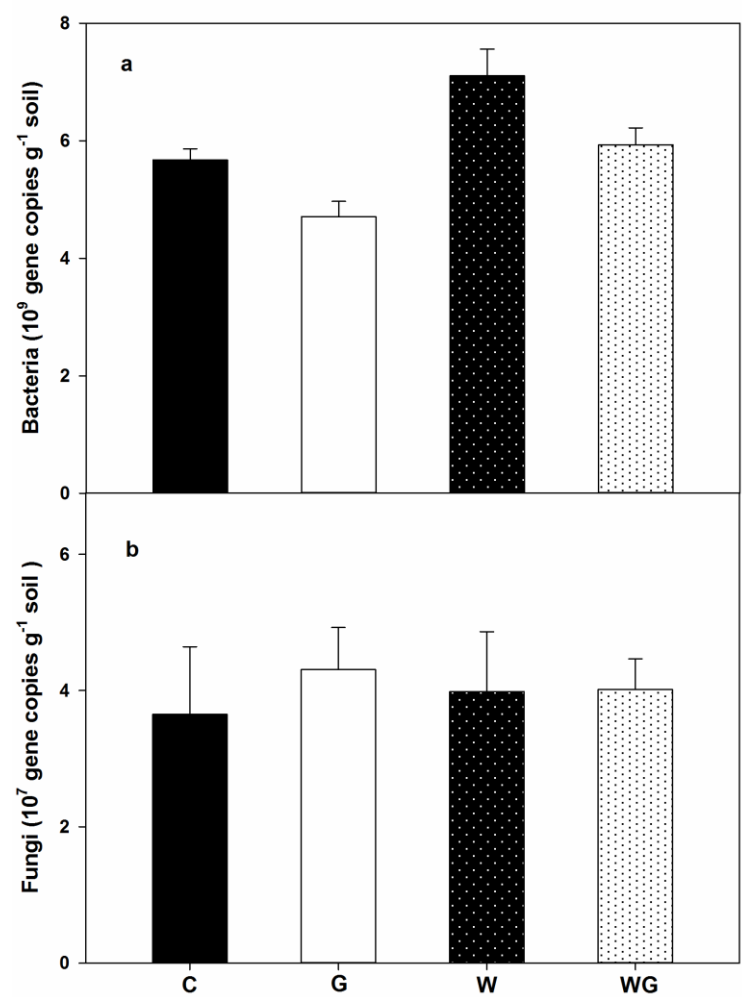


Fig.4

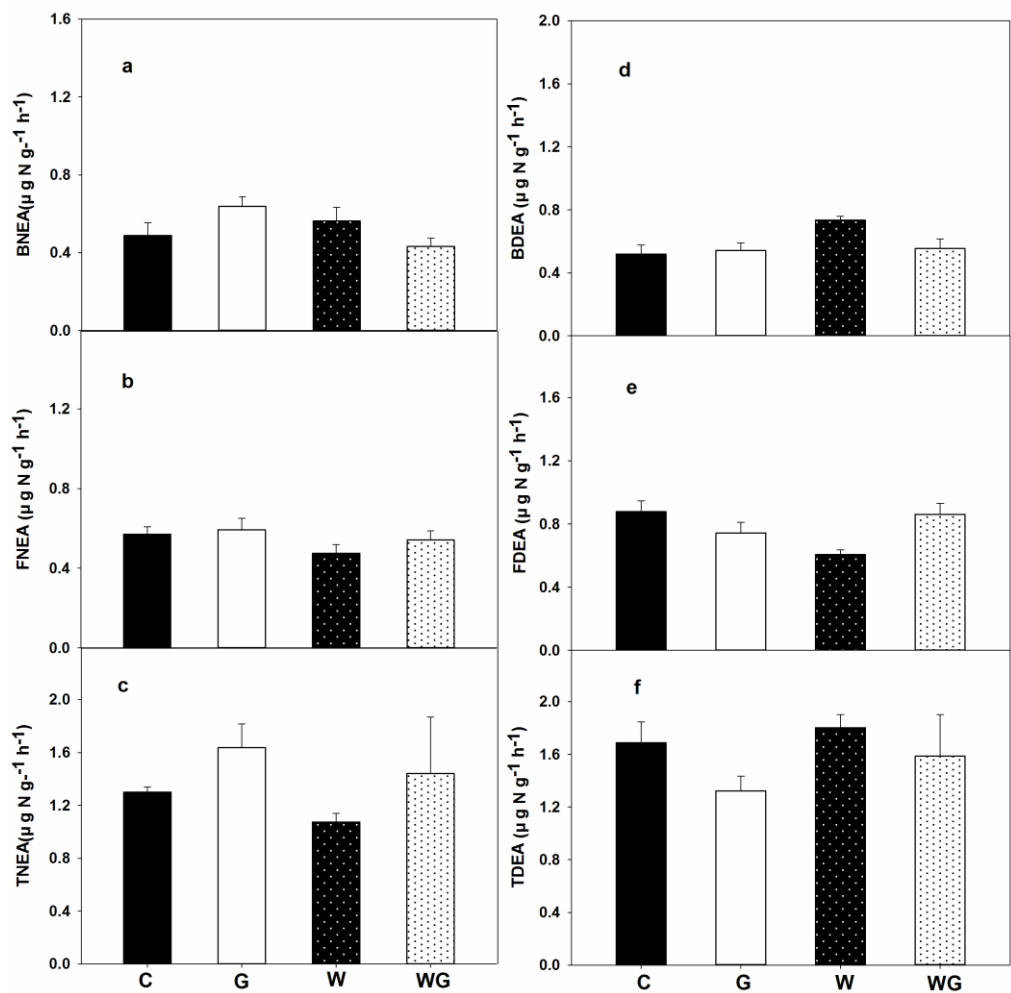


Fig.5

