

Reviews and syntheses: On the roles trees play in building and plumbing the critical zone

Susan L. Brantley¹, David M. Eissenstat², Jill A. Marshall³, Sarah E. Godsey⁴, Zsuzsanna Balogh-Brunstad⁵, Diana L. Karwan⁶, Shirley A. Papuga⁷, Joshua Roering⁸, Todd E. Dawson⁹, Jaivime Evaristo¹⁰, Oliver Chadwick¹¹,
5 Jeffrey J. McDonnell¹², Kathleen C. Weathers¹³

¹Earth and Environmental Systems Institute and Department of Geosciences, Pennsylvania State University, PA, USA

²Department of Ecosystem Science and Management, Pennsylvania State University, PA, USA

³Earth and Planetary Science, University of California-Berkeley, Berkeley, CA, USA

⁴Department of Geosciences, Idaho State University, Pocatello, ID, USA

10 ⁵Department of Geology and Environmental Sciences, Hartwick College, Oneonta, NY, USA

⁶Department of Forest Resources, University of Minnesota, Saint Paul, MN, USA

⁷School of Natural Resources and Environment, University of Arizona, Tucson, AZ, USA

⁸Department of Geological Sciences, University of Oregon, Eugene, OR, USA

⁹Department of Integrative Biology, University of California, Berkeley, CA, USA

15 ¹⁰Department of Natural Resources and Environmental Science, University of Nevada, Reno, Nevada, USA

¹¹Department of Geography, University of California-Santa Barbara, Santa Barbara, CA, USA

¹²School of Environment and Sustainability, University of Saskatchewan, Saskatoon, Canada

¹³Cary Institute of Ecosystem Studies, Millbrook, NY, USA

Correspondence to: Susan L. Brantley (brantley@eesi.psu.edu)

20 **Abstract.** Trees, the most successful biological power plants on earth, build and plumb the critical zone (CZ) in ways that we do not yet understand. To encourage exploration of the character and implications of interactions between trees and soil in the CZ, we propose nine hypotheses that can be tested at diverse settings. We roughly divide the hypotheses into those about the architecture (building) and those about the water (plumbing) in the critical zone, but the two functions are intertwined. Depending upon one's disciplinary background, many of the hypotheses may appear obviously true or obviously false. We
25 infer from this lack of agreement that the following nine hypotheses are important and must be tested to advance critical zone science. 1) Tree roots can only physically penetrate and biogeochemically comminute the immobile substrate underlying mobile soil where that underlying substrate is fractured or pre-weathered. 2) In settings where the thickness of weathered material, H , is large, trees primarily shape the CZ through biogeochemical reactions within the rooting zone. 3) In forested uplands, the thickness of mobile soil, h , can evolve toward a steady state because of feedbacks related to root disruption and
30 tree throw. 4) In settings where $h \ll H$ and the rate of uplift and erosion are low, the uptake of phosphorus into trees is buffered by the fine-grained fraction of the soil, and the ultimate source of this phosphorus is dust. 5) In settings of limited water availability, trees maintain the highest length density of functional roots at depths where water can be extracted over most of the growing season with the least amount of energy expenditure. 6) Trees grow the majority of their roots in the zone where the most growth-limiting resource is abundant, but they also grow roots at other depths to forage for other resources and to
35 hydraulically redistribute those resources to depths where they can be taken up more efficiently. 7) Trees rely on matrix water

in the unsaturated zone that at times may have an isotopic composition distinct from the gravity-drained water that transits from the hillslope to groundwater and streamflow. 8) Mycorrhizal fungi can use matrix water directly but trees can only use this water by accessing it indirectly through the fungi. 9) Even trees growing well above the valley floor of a catchment can directly affect stream chemistry where changes in permeability near the rooting zone promote intermittent zones of water saturation and downslope flow of water to the stream.

1 Introduction

Natural scientists have long known that soils affect biota and biota affect soils (e.g. Belt, 1874). The perspective most commonly invoked by soil scientists to study such phenomena emphasizes timescales from years to centuries and depths from centimeters to meters (e.g. Dokuchaev, 1883). By contrast, geologists commonly study soil and other altered material to depths as large as 1000s of meters over timeframes as long as millions of years (e.g. Becker, 1895; Ollier, 1984). Now, a new field of science bridges these depth and temporal differences in perspective by targeting the entire weathering engine from vegetation canopy to deep bedrock and by developing quantitative models for the evolution and dynamics of the landscape. This zone has been named the “critical zone” (CZ), given its importance to life on this planet (U.S. National Research Council Committee on Basic Research Opportunities in the Earth Sciences, 2001). Implicit to CZ science is the idea that investigating both the abiotic and biotic CZ over all timescales will elucidate the form and function of the CZ itself and allow projections of its future forms and functions. One CZ focus is organismal. As such, a specific focus is on trees -- the most successful entities transforming solar energy into the chemical energy of biomass. In this paper, we highlight some puzzles about the nature of trees’ effect on the CZ and the CZ’s effect on trees.

Like industrial power plants, trees cycle large volumes of water as they transform the energy of the sun into chemical energy (Figure 1): more than two-thirds of the solar energy used by trees during growth moves water through vascular tissues from roots to leaves through transpiration (Jasechko et al., 2013). In addition to moving hydrogen and oxygen, trees move 16 essential nutrients from the soil and rock into biomass along with 14 or so other less essential micronutrients (Sterner and Elser, 2002; Cornelis et al., 2009). At the same time, trees fix carbon from the atmosphere into carbohydrates which are moved in the tree’s phloem tissues. As trees cycle water and nutrients (Fig. 1), they also enrich parts of the soil with these nutrients. As biotic engines, trees thus strongly impact the energy, water, and element cycles in forested and savannah ecosystems, shaping and sculpting landscapes and soils over long timescales (Reneau and Dietrich, 1991; van Breemen et al., 2000; Balogh-Brunstad et al., 2008a; Pawlik et al., 2016). Soils and landscapes in turn affect plant species composition and size as well as above- and

below-ground productivity and rooting depth (Bennie, 1991; Clark et al., 2003; Hahm et al., 2014; Marshall and Roering, 2014). Only by studying the entire CZ using concepts from hydrology, soil science, geomorphology, geochemistry, and ecology will a synthetic view of tree-soil-landscape co-evolution emerge. Here, we promote the emergence of this new understanding by posing nine hypotheses about trees as builders and plumbers of the CZ.

5

These hypotheses were crafted to target some of the key points that puzzle us and that warrant further research. Some holes in our understanding are obvious. For example, many numerical models are available to simulate chemical weathering and erosion (Lichtner, 1988; Lebedeva et al., 2007; Minasny et al., 2008; Maher et al., 2009) but most only model trees indirectly by incorporating the assumption that trees can reduce the water flow through the soil through evapotranspiration. Where the impact of trees or biota have been incorporated into models of weathering or landscape development, the models typically focus on one aspect of trees' impact (Gabet and Mudd, 2010; Roering et al., 2010; Corenblit et al., 2011; Reinhardt et al., 2011; Godderis and Brantley, 2014). Many of our hypotheses target these holes in our understanding.

10

15

We also identified hypotheses that have arisen because we now can measure new phenomena, new hydrologic or chemical reservoirs, or new types of microbiota. For example, it is obvious that the water in many streams derives from rainfall. Yet other research suggests that the water that trees use might be different from water that flows into streams (Brooks et al., 2010; Evaristo et al., 2015). Indeed, all along the path of waterflow from the atmosphere to streams, trees act as valves that re-direct water (Fig. 1). For example, the first "valve" is the canopy: as rainfall enters the canopy, some water is retained (interception) and some falls directly to the soil (throughfall). The intercepted water is in turn re-evaporated back to the atmosphere or may pass through the network of leaves and branches with some flowing down the tree trunk (stemflow). This stemflow typically contains nutrients derived from dust and foliar leaching, and these nutrients are delivered to the subsurface as flow down the trunk and along the roots, spreading out, and sometimes reaching deep into the soil profile beneath the tree. This collection throughout the canopy and re-distribution of water throughout the root network has been described as 'double-funneling' (Johnson and Lehmann, 2006). While some of this water flows downward beneath the tree, some flows laterally along roots and their associated macropores at shallower depths (Newman et al., 2004). In addition to downward and lateral flow in the subsurface, in the early 1990s it was hypothesized that trees could lift water from depth up to the surface (hydraulic lift); it was eventually shown that trees can pump water both upward and downward (hydraulic re-distribution) through the soil (Burgess et al., 1998). Movement of water by the tree in turn

20

25

30

results in development of a heterogeneous distribution of nutrients, soil pH, cation exchange capacity, soil organic carbon, and micro-organisms (Johnson and Lehmann, 2006).

These observations point out that there is a generally uncharacterized heterogeneity of water resources, nutrients, and fluxes in the CZ related to trees (Johnson and Lehmann, 2006; Oshun et al., 2016; Bowling et al., 2017). These findings are now forcing researchers to develop new ways to investigate the parts of the CZ that trees access. In turn, this is driving a new re-calculation of the types, sizes, and residence times of water inventories that are available to plants in catchments (Oshun et al., 2016) and how water use is changing with atmospheric carbon content (Keenan et al., 2013). We also know that nearly all tree species host mycorrhizal fungi in symbiotic association with their roots (Read, 1997). However, our understanding of the roles these fungi play in CZ processes is in its infancy. Some reports suggest that up to a third of the organic material formed during photosynthesis by trees is exchanged with mycorrhizal fungi for nutrients and water (Read, 1997; Leake et al., 2008). Since the surface area to volume ratio of fungal hyphae that absorb soil-borne resources far exceeds that same ratio for tree roots, mycorrhizal fungi are a key player in building and plumbing the CZ.

The paper begins with summary sections about evolution and distribution of tree roots and fungi, and a section on the structure of the CZ itself. Table 1 summarizes the nomenclature we use. Such terminology is inherently difficult because we use it to describe somewhat operationally-defined and arbitrary layers and types of water in the CZ whereas both the soil and the water exist across gradients rather than within strict delineated compartments. The rest of the paper consists of two sections on building and plumbing the critical zone that respectively contain four and five hypotheses each. Trees *build* the CZ by altering the physical architecture and chemistry of the subsurface environment. Trees *plumb* the CZ because they impact the reservoirs, pathways, and fluxes of water in the subsurface. The two subsets of hypotheses that focus on building and plumbing the CZ each highlight processes with inherently different characteristic timescales. In the first section of the paper, we pose questions about how trees affect the CZ architecture and we thus focus on questions related to processes that steer solute and sediment production and erosion over timescales of decades to millenia. In the second part of the paper, we focus on how trees affect the movement of water at timescales of seconds to decades. This water passes through the architecture described in part 1, facilitating chemical, physical, and biological interactions. Of course, this distinction into building and plumbing is itself arbitrary and in many cases both functions are intertwined, and this concept is discussed in a synthesis section at the end of the paper.

We designed the paper to highlight areas of contradiction among disciplines and to clarify the new hypotheses that are emerging within the cross-disciplinary dialogue in CZ science. The paper thus provides a roadmap of puzzles to stimulate the research of the future.

1.1 Evolution of tree-fungi interactions

5 In addition to growing roots to anchor the tree, plants grow roots to take up water and nutrients and consume oxygen and carbohydrates to support the metabolism required for these functions (Stewart et al., 1999). As noted above, most tree roots are associated with symbiotic mycorrhizal fungi (Read, 1997). The term “mycorrhiza” refers to the symbiotic association of a root (“rhiza”) and a fungus (“myco”). The oldest type of such fungi, arbuscular mycorrhizal fungi (AMF), form associations with plants that are inside the cell and are thus known as
10 endomycorrhizal (Table 1). AMF were present when plants first colonized the land surface using modified stems before “true” roots evolved (Brundrett, 2002). As the first true roots of terrestrial vascular plants evolved, they were relatively thick and required AMF for the plant to survive (i.e., obligate association). Eventually, certain lineages of trees evolved thin roots and became facultatively associated with AM fungi: in other words, the trees could survive with or without the fungi.

15 These latter thin roots can readily proliferate into zones of high nutrient or water content (Adams et al., 2013; Eissenstat et al., 2015). Species with these roots can also readily allow the roots to die off if zones become barren. These late-to-evolve, thin-root species often depend less on mycorrhizas than the early-to-evolve, thick-root species. Thin roots presumably evolved to access environments unfavorable for thick roots, such as very dry soils
20 (Chen et al., 2013). In addition to evolution of thin roots, a new type of mycorrhizal fungi known as ectomycorrhizal fungi (EMF) evolved (Table 1). EMF do not colonize the inside of plant root cells. Specifically, in boreal and north temperate regions and other locations where nutrients often are retained in slowly decomposing organic matter, some lineages of higher fungi that were previously free-living saprotrophs (organisms utilizing non-living organic materials for food) evolved symbiotic associations with plants. These ectomycorrhizal fungi co-evolved with and
25 fine-tuned their relationship with plants. EMF differ from AMF in that they can develop large mycelial networks that explore large volumes of soil for water and nutrients. Today, ectomycorrhizal trees often have short, numerous root tips that promote EMF colonization (Brundrett, 2002). In addition, EM fungi often have retained some of the enzymes associated with saprotrophs. Therefore, EM trees often are more adept than AM trees at utilizing nutrients that are organically-bound. It is also likely that the leaves of EM trees co-evolved with the EM fungi. Specifically,

EM trees tend to have chemically more recalcitrant leaves that decompose less readily than those of AM trees (Phillips et al., 2013; Lin et al., 2017).

Given the evolutionary history, two predominant characteristics determine much about the strategies that trees use to forage for water and nutrients in the soil: the thickness of the roots and the type of fungi present (Chen et al., 2016; Cheng et al., 2016). First, thin-root tree species grow roots opportunistically to search for and take up nutrients, especially from organic-rich zones. In contrast, thick-root tree species do not show opportunistic root growth and thus rely more on their mycorrhizal fungal hyphae to explore and take up nutrients. Second, EM tree species favor foraging with their fungal hyphae rather than their roots. Thus, trees colonized by AM fungi generally forage for nutrients using their roots, especially if they have thin roots, but trees colonized by EM fungi forage more with their fungal hyphae, especially if they have thick roots.

Today, trees can have thick or thin roots and can be colonized by AM, EM, or no fungi at all. Examples of trees growing today with these characteristics include elms and maples (thin roots colonized by AMF), magnolia and tulip poplar (thick roots colonized by AMF), birches, hickories, and oaks (thin roots colonized by EMF) and species in the pine family including spruce, pines, and hemlock (thick roots colonized by EMF). Thick-root AM species often compete best in locations with more stable nutrient availability and higher moisture conditions. In contrast, thin-root AM species are generally better at taking advantage of temporally dynamic water and nutrient conditions (Chen et al., 2013). EM species are often found in conditions where nutrients are less available and more bound in organic matter. Valley floors in temperate forests may often have more AM trees, and this is often the most common location of thick root species like tulip poplar and magnolia (Smith et al., 2017). In contrast, Smith et al. observed that ridgetops and steep midslopes with thin soils may be colonized by EM trees or AM trees with thin roots like maples with the EM trees such as oaks often more successful on drier locations (e.g., sun-facing aspects).

1.2 Form, function, and distribution of tree roots

As discussed in the last section, much of the interplay between trees and earth materials is mediated by roots and their associated fungal hyphae. It is therefore important to understand where tree roots are found. In general, most tree roots, and a very high fraction of fine roots (i.e., < 2 mm), are observed in the upper 30 cm (Schenk and Jackson, 2005) and this upper layer is thus often referred to as the rooting zone. Indeed, almost all roots are typically located within 2 m of land surface. However, the specific depths to which tree roots penetrate vary with precipitation, potential evapotranspiration, and tree species (Gale and Grigal, 1987; Schenk and Jackson, 2002a,

b). The depth of root penetration also varies with the thickness and properties of soil, and the characteristics of bedrock (Kochenderfer, 1973; Stone and Kalisz, 1991; Anderson et al., 1995; Sternberg et al., 1996; Hubbert et al., 2001; Hubbert et al., 2001a; Witty et al., 2003; Bornyasz et al., 2005; Nicoll et al., 2006; Graham et al., 2010).

5 In general, researchers have observed that most root mass is found in the disaggregated material above bedrock. However, where soils are shallow, the underlying substrate may contain roots, sometimes to many meters depth, especially in upland areas (Hellmers et al., 1955; Scholl, 1976; Stone and Kalisz, 1991; Anderson et al., 1995; Canadell and Zedler, 1995; Jackson et al., 1999; Hubbert et al., 2001; Hubbert et al., 2001a; Egerton-Warburton et al., 2003; Rose et al., 2003; Witty et al., 2003; Bornyasz et al., 2005; Graham et al., 2010; Roering et al., 2010; 10 Estrada-Medina et al., 2013). Both fine, absorptive roots and larger framework roots have been found at tens of meters depth beneath the land surface (Canadell et al., 1996; Jackson et al., 1999).

These different thicknesses of roots at depth point to the important fact that all roots are not the same, even at birth, and the type of root is important in terms of both plumbing and building the CZ. Most roots arise from the pericycle 15 (active dividing cells or meristemic tissue inside the root cortex) of another root. Most of the roots that form are thin and small and absorptive in nature. However, another type of larger-diameter root arising from the pericycle - - commonly referred to as a pioneer root -- extends rapidly and undergoes woody secondary development within weeks (Zadworny and Eissenstat, 2011). These roots typically are not mycorrhizal and are chiefly used for transport and for building the framework of the root system. Therefore, they are generally referred to as 20 “framework” or “woody” roots upon maturation. While important in the root framework, such roots comprise only a very small fraction of total root length: most of the root length is derived from fine laterals that may branch two or three orders (McCormack et al., 2015). These laterals chiefly have an absorptive function and are characterized by a relatively high nitrogen concentration. They can be colonized by mycorrhizal fungi and generally are ephemeral, living typically 0.5 to 2 years.

25

Most of our knowledge of deep root growth has arisen from studies in arid or semi-arid climates where water is a limiting resource. In those environments, trees must grow deep roots to harvest water in fractured or porous bedrock material (Lewis and Burgy, 1964; Zwieniecki and Newton, 1995; Hubbert et al., 2001; Hubbert et al., 2001a; Egerton-Warburton et al., 2003; Rose et al., 2003; Witty et al., 2003; Bornyasz et al., 2005; Schenk, 2008; Graham 30 et al., 2010; Schwinning, 2010). In contrast, in temperate regions with higher rainfall (e.g. Gaines et al., 2016), trees have been observed to access water from predominantly the upper soil even though their roots can still reach

depths of several meters. In general, however, the extent of deep root penetration has not been systematically explored since most researchers have focused only on shallow depths (Maeght et al., 2013) and only a few lithologies: e.g., granite (Hubbert et al., 2001; Hubbert et al., 2001a; Witty et al., 2003; Bornyasz et al., 2005; Graham et al., 2010; Poot et al., 2012); shale (Hasenmueller et al., 2017); or limestone (Hasselquist et al., 2010; Estrada-Medina et al., 2013). For example, Hasenmueller et al. (2017) identified fine roots that penetrate meters into bedrock in a temperate humid forest where trees generally are not water limited. In the same general region, however, roots at tens of meters depth are sometimes observed in karst lithologies. The utility of deep roots in such humid forests has not been established. In temperate climates, it is possible that such deep roots allow water uptake late in the growing season when water has been depleted from shallow zones (Fimmen et al., 2007) or during drought episodes that may occur at decadal time scales. In addition to providing water access, roots at depths deeper than 20 cm may also provide access to nutrients such as Ca that are low in abundance in shallower soils. For example, roots may pump Ca into shallow soil layers for easier uptake by surficial roots (Dijkstra and Smits, 2002). Deep roots also deposit organic reducing agents in the B or C horizons that allow extraction of nutrients through Fe-C cycling (Fimmen et al., 2007).

15 **1.3 Architectural layering of the critical zone**

A diverse array of observations implies that trees play a significant role in building and plumbing the CZ architecture (Johnson and Lehmann, 2006; Pawlik et al., 2016). For example, paleosols and sedimentary deposits have been used to argue that clay enrichment and chemical weathering was promoted by the proliferation of forest ecosystems during the Devonian, prompting the decline of atmospheric carbon dioxide and global cooling (e.g. Retallack, 1997). Other long-term studies that relate biogeochemistry to climate have also been used to argue that tree-CZ interactions may be central to our understanding of global change (Berner et al., 2004; Taylor et al., 2009). It is also well known that trees use many mechanisms that modulate CZ processes and development (Amundson, 2004; Brantley et al., 2012). To be specific, trees have the ability to alter bedrock chemically and physically as well as influence the style and pace of transport (Kelly et al., 1998; Gabet et al., 2003; Pawlik et al., 2016). Also, as mentioned above, trees limit the amount of water that flows to depth by taking up water in the rooting zone and transpiring it back to the atmosphere before it has a chance to interact with deeper material (Pavich et al., 1989; Moulton et al., 2000; Keller et al., 2006).

Together, these fundamental processes govern the physical evolution of hillslope form and lead to important fingerprints of biota on the terrestrial landscape (Dietrich and Perron, 2006). On human timescales, trees are often

associated with landscape stabilization because dense root systems can create permeable material and bind it together in the root network (Prosser et al., 1995; Schmidt et al., 2001). These two effects of roots – creating permeability and binding weathered material – can discourage surface runoff and associated erosion and decrease the likelihood of downslope soil movement, including via landslides. Over time, however, the insertion of root and
5 hyphae networks in soil and bedrock results in a significant amount of mechanical and chemical work that breaks, expands, and dissolves the near-surface material (Schaetzl et al., 1990; Van Scholl et al., 2008; Bonneville et al., 2009; Phillips, 2009). Therefore, although roots can stabilize soils, they can also act as preferential flowpaths for water that change the distribution of water pressure and sometimes promote landslides and erosion (Ghestem et al., 2011). Trees have thus been characterized as engines of weathering and erosion (Gabet and Mudd, 2010; Roering
10 et al., 2010). It is unclear whether trees are more important as hillslope and soil stabilizers or as catalysts of bedrock erosion and soil formation globally (Brantley et al., 2012).

If one considers eroding, upland, soil-mantled landscapes underlain at depth by bedrock, material at depth must be moving up through the weathering zone over geomorphic timescales as material is removed near the earth's surface:
15 this has sometimes been likened to a conveyor belt. We adopt a simple conceptualization of this weathering zone that differentiates fresh bedrock at depth from overlying weathered material. The uppermost layer of weathered material can move and is thus referred to as mobile soil (Table 1). Events such as landslides or tree throw can detach material from the immobile layer and move it rapidly into the mobile layer. These zones are depicted in Figure 2 wherein h is the thickness of the mobile soil layer and H is the thickness of the entire weathered zone –
20 mobile and immobile -- overlying bedrock. The relative values of h and H are thought to be set by the pace of erosion relative to the vigor and depth of biotic and abiotic weathering processes. In regimes lacking substantial deep weathering, the thicknesses of h and H may be effectively equivalent (Fig. 2a,c). In this case, trees can influence the conversion of subsurface material to mobile soil. By contrast, when $h \ll H$ (Fig. 2b,d), trees' direct influence on production of mobile soil is likely to be minimal. In these latter settings, weathered material may be
25 sufficiently chemically depleted and mechanically weakened by the time it moves into the mobile soil layer that the contribution of tree root action is small compared to the sum total of reactions that produced weathered material at greater depths.

For $h \approx H$ regimes (Fig. 2a,c), the relationship among h , topography, and trees may depend on hillslope position
30 (i.e., crest, sideslope, toe). For example, near ridge crests and in valley bottoms, the stress fields vary markedly, affecting the distribution of fractures (Wyrick and Borchers, 1981; St. Clair et al., 2015). An increase in the

sharpness of a ridge (increased convexity) or an increase in topographic relief and narrow valley spacing can generate stress concentrations sufficient to fracture bedrock along ridge crests and valley bottoms respectively (Miller and Dunne, 1996; St. Clair et al., 2015). Thus, topography affects fracture distribution, which in turn affects the efficiency of mobile soil production. These hypothesized interactions integrate processes that occur on highly variable timescales, making them challenging to model.

The aforementioned mechanistic interdependence of tree root activity and fractures emphasizes the role of tectonics in regulating CZ architecture. In landscapes where the ratio of the regional horizontal compressive tectonic stresses to near-surface gravitational stresses is relatively large, these stresses may promote the opening of fractures at great depth under ridges (St. Clair et al., 2015). One might expect that trees in such locations will have a limited role in shaping the CZ architecture because of the prevalence of deep regolith with deep or widely spaced fractures. By contrast, in landscapes where the ratio of horizontal compressive tectonic stresses to near-surface gravitational stresses is relatively small, the opening of surface-parallel fractures in the near-surface might create a setting conducive to trees playing a critical role as near-surface opening-mode fractures are conducive to root growth. The roots can potentially extend fractures as well as detach and disaggregate bedrock, setting the thickness of the mobile soil layer (h) as formalized by empirical mobile soil production models (Heimsath et al., 1997). Such models stipulate that subsurface material-root interactions (and thus mobile soil production rate) decrease with increasing thickness of mobile soil (Fig. 3). Numerous datasets of mobile soil production that use cosmogenic nuclides to quantify timescales support these concepts (Wilkinson and Humphreys, 2005; Heimsath et al., 2010).

The action of trees has frequently been implicated in controlling the dynamics of the mobile soil layer. For example, researchers have suggested that trees can set i) the frequency with which soils are overturned and moved downslope by tree throw (Lutz and Griswold, 1939; Schaetzl et al., 1990; Schaetzl and Follmer, 1990; Norman et al., 1995); ii) the extent and magnitude of soil expansion through root network propagation (Brimhall et al., 1992; Hoffman and Anderson, 2014); and iii) the persistence of soil-stabilizing root networks (Denny and Goodlett, 1956; Schaetzl and Follmer, 1990; Norman et al., 1995). In most erosional settings, the depth of mobile soil, h , coincides with the depth of physical or biological disturbance processes (Roering et al., 2010; Yoo et al., 2011). However, just because the depth of disturbances often correlates with mobile soil thickness, this does not necessarily demonstrate causation. Furthermore, as alluded to in the last paragraph, roots are not limited to the mobile soil but are also commonly found in the weathered immobile layer, growing and taking up water (Graham et al., 2010).

1.4 Building and plumbing the critical zone

The implications of the ideas in these opening sections are explored in the hypotheses formulated below to explain the formation of the CZ and the movement of water within the CZ. Of particular interest are the widely held assumptions of each discipline that in some cases may be contradictory and may require more holistic understanding. While some of the hypotheses below may seem obviously true or obviously false to some practitioners in some disciplines, we argue that this just emphasizes the need for further research.

The hypotheses are separated into “building” and “plumbing” because it is clear that trees participate in both functions: trees build the critical zone by creating heterogeneity in the physical nature of weathered material, stabilizing this material, and plucking and mixing this material. But trees also plumb the critical zone by controlling the flow of water, exuding acids and organic compounds that solubilize material, and by hydraulically redistributing the water and solutes. However, we also recognize how difficult to impossible it is to separate these more physical, solid-phase and chemical, liquid-phase processes because, for example, the physical construct controls much of the water flow but the presence of water and solutes weakens the physical construct. We return to the interplay of building and plumbing at the end of the paper.

2 Hypotheses: How Trees Build the Critical Zone

2.1 Hypothesis 1: Tree roots can only physically penetrate and biogeochemically comminute the immobile substrate underlying mobile soil when that underlying substrate is fractured or pre-weathered.

Many authors have observed that roots can grow in close contact with weathered rock. However, few studies have systematically addressed lithological controls on root penetration into unweathered or weathered rock (e.g. Zwieniecki and Newton, 1994; Marshall and Roering, 2014). Although such close coupling has been used to argue that root growth can fracture rock, this may not be the case. Plant roots can exert axial pressure sufficient to create accommodation space as the roots lengthen in a soil matrix, but the material properties of soil, even a stiff clay, are vastly different from rock. Specifically, the fracture toughness, tensile or compressive strength of rock must be overcome to lengthen or create fractures. Data summarized in the botany and agricultural literatures suggest that measured root pressures are unlikely to overcome the strength of all but the weakest bedrock: for example, laboratory experiments for peas indicate that the maximum measured axial and radial pressures of roots, 1.45 and 0.91 MPa respectively (e.g. Bennie, 1991), may only be large enough to break apart the weakest of sandstones. We

therefore hypothesize, along with previous researchers (Zwieniecki and Newton, 1994), that tree roots can only grow into rock and promote weathering when fractures are already present or when the rock has already been weathered to some extent.

5 A large array of chemical and physical processes occur at the root-rock-regolith interface and some of these processes were recently reviewed, with an emphasis on the less direct (or obvious) process linkages (Pawlik et al., 2016). Although such processes have been studied to some extent, testing hypothesis 1 will require measuring root pressures for relevant species in natural settings in comparison to the strength of rocky material. Of course, laboratory experiments on root strength are poorly suited to real world bedrock settings both in terms of quantifying
10 stresses over daily or annual time scales, and in replicating the fracture mechanics that result in actual root-fissure configurations (Gill and Bolt, 1955; Eavis et al., 1969; Misra et al., 1986; McCully, 1995; Gregory, 2006). Thus new techniques are needed to measure external root pressures *in situ*.

In addition to an incomplete understanding as to what controls the rates of root propagation into fractures or how
15 the frequency of tree-driven processes may weaken rock, we also do not fully understand what controls the spatial distribution of roots within fractured material. Intriguingly, some research suggests that this spatial distribution may be influenced by mycorrhizal fungal communities (Egerton-Warburton et al., 2003). These communities may serve as frontier scouts for water and nutrients, especially in thick-rooted tree species with EMF as described in Section 1.1, and may complement roots in acquisition of these resources. Such exploitation could in turn generate
20 stresses that might be sufficient to deform bedrock. If true, this implies that the microbial community may affect the manner and degree to which trees are able to convert material to soil. Of particular interest might be the possibility of phenomena such as stress corrosion cracking – chemical weakening of material that promotes fracturing. For example, we need to understand how chemical exudates near roots or fungal hyphae may be related to fracturing (Bonneville et al., 2009).

25 Of course, this endeavour to understand root-generated fracturing strongly depends on our understanding of the mechanical properties of the material to be fractured. Under mobile soils that are thin, the patterns of rock fracturing and weathering may be an important limit on the rate of detachment of sub-soil material, and on the size of detached fragments incorporated up into the mobile soil. In such cases, trees affect the efficiency of mobile soil production
30 (Jackson and Sheldon, 1949; Marshall and Roering, 2014). This contrasts with settings with thick regolith (Chadwick et al., 2013), whereby climate or slow erosion rates diminish the role of trees in the production of mobile

soil thickness to the point that roots do not penetrate deeper than h (see Table 1 and Figure 2). The fracturing of bedrock has been well studied in structural geology and geomechanics. While the substantial literature generated by those fields is highly useful, the partially weathered status of immobile material in the CZ likely has a profound influence on mechanical properties, and we know less about the physical attributes of these weathered materials.

5 This points toward the need for a systematic and comprehensive analysis of rock properties as a function of weathering state (Selby, 1993; Murphy et al., 2016).

2.2 Hypothesis 2: In settings where the thickness of weathered material, H , is large, trees primarily shape the CZ through biogeochemical reactions within the rooting zone.

The mobile soil layer contains the highest densities of roots and mycorrhizal fungal communities. According to
10 hypothesis 1, tree roots can penetrate material underlying the mobile soil when this underlying substrate is fractured or pre-weathered and $h \approx H$. However, if the total layer of weathered material (H) is very thick, tree roots do not commonly reach unweathered bedrock. In regions where $h \ll H$ (Fig. 2B), therefore, we hypothesize that the most important role that living trees play in formation of mobile soil is not related to insertion of roots into bedrock fractures. Rather, the major effect is more likely biogeochemical in nature and limited to upper layers.

15

Of particular interest with respect to this hypothesis is soil associated with the rhizosphere (Hiltner, 1904; Hartmann et al., 2008). The rhizosphere is the most biologically and chemically active frontier of the soil (McNear, 2013) because this is where compounds are released which directly and indirectly affect soil minerals (Philippot et al., 2013). Specifically, roots provide carbon for the microbial and fungal communities (Berner et al., 2003; Calvaruso
20 et al., 2009; Calvaruso et al., 2014; McGahan et al., 2014). In return, mycorrhizal fungi and associated bacteria generally increase the availability of nutrients to the trees (e.g. van Scholl et al., 2006a; van Scholl et al., 2006b; Balogh-Brunstad et al., 2008a; Calvaruso et al., 2009; Bonneville et al., 2011; Smits et al., 2012; Ahmed and Holmstrom, 2015).

25 Two direct pathways by which nutrients are extracted from soil minerals are i) dissolution driven by protons released into the rhizosphere in exchange for other cations; and ii) chelation with organic compounds released into the rhizosphere by fungi (Leake et al., 2008; Smith and Read, 2008; Ahmed and Holmstrom, 2015; Finzi et al., 2015). Other more indirect pathways also are hypothesized to be important, including exudation of reductive compounds (Fimmen et al., 2007), pumping of water up and down (Fig. 2d) within the soil to access different

minerals (Dijkstra and Smits, 2002), effects on temperature and water throughput (Moulton et al., 2000; Keller et al., 2006), and the increase in chemical affinity that results from uptake and sequestration of reaction products.

In addition, plants can also indirectly promote weathering by secreting bio-signaling molecules to activate their mycorrhizal networks and associated micro-organisms (Deveau et al., 2012; Venkateshwaran et al., 2013). Such secretions initiate a cascade of reactions that then allows them to take up weathering products. Ectomycorrhizal fungi also are able to actively decompose organic matter to acquire nitrogen and phosphorus (Marschner, 2011; Reed et al., 2011). In fact, at the watershed scale, many studies have shown that trees can increase mineral dissolution rates (Berner et al., 2003; Calvaruso et al., 2009; Calvaruso et al., 2014; Augustin et al., 2015) compared to rates observed for rock areas that are bare or lichen- or moss-covered.

A big unknown in regard to the chemical effects of biota is the mycorrhizal fungal community (Grantham et al., 1997; Balogh-Brunstad et al., 2008b; Graham et al., 2010). Numerous experimental studies have shown that roots and their symbiotic fungi constantly forage and biosense nutrient sources (Leake et al., 2008; McNear, 2013), perhaps even at some depth. However, studies of such fungi below the mobile soil are limited. Where hyphae penetrate downward, there is a large potential for mycorrhizal fungi to weather the immobile substrate at depth. Since roots are sometimes observed to penetrate the immobile weathered material even in humid forested regions (Hasenmueller et al., 2017), mycorrhizal fungi undoubtedly also explore this zone and contact immobile material (Rosling et al., 2003; Graham et al., 2010; Callesen et al., 2016). To understand such phenomena will require better techniques to map fungal presence or absence and further exploration of how and when secondary phases such as clays, organo-amorphous phases and oxides seal the surfaces of minerals from dissolution (Kleber et al., 2007; Zhu et al., 2014). The fungal contribution -- and more broadly, the soil microbial contribution -- to weathering remains a largely unexplored frontier in CZ science. We need to collect deep cores into weathered material and save the material not only for physical and chemical analyses but also for biological, molecular analyses and DNA sequencing, with particular emphasis on roots and fungi. Understanding the large data sets that can result from these efforts will also require new capabilities in data analysis.

2.3 Hypothesis 3: In forested uplands, the thickness of mobile soil, h , can evolve toward a steady state because of feedbacks related to root disruption and tree throw.

Geomorphic and geochemical process models imply critical zone properties will tend toward a time-independent thickness of mobile soil, h , if tectonic forcing (e.g. uplift rate) and climate forcings (e.g. rainfall, temperature, and

seasonality) are constant. In this hypothesis, we posit that the thickness, h , of the mobile soil under a forest is maintained mainly by soil churning and disturbance of the underlying immobile substrate via root-wedging and tree-throw. We also implicitly argue based on the previous two hypotheses that such a steady state is only likely for the endmember case when $h \approx H$ (Fig. 2a). Under these conditions, we hypothesize that trees act as the main feedback that maintains a steady state value of h by coupling erosion with weathering (Figure 2c). Steady state is most likely when tectonic or topographic stresses promote near-surface fracturing and weathering (see hypothesis 1) and when transport processes are sufficiently fast such that erosion is not rate-limiting. Instead, this steady state is likely when detachment of mobile material from underlying material limits the rate of overall loss of material from the system (i.e., denudation).

In such detachment-limited settings, the ability of tree root networks to disturb shallow weathered immobile material likely depends on the material properties of that material. In other words, when $h \approx H$, trees have access to the immobile weathered substrate at depths greater than h if this material is fragmented or weathered and in this case this material can be uplifted by roots (Figure 2A). These processes may affect whether the mobile soil production rate exhibits a humped relationship such that it increases and then decreases with mobile soil thickness as exemplified in Figure 3 (Cox, 1980; Furbish and Fagherazzi, 2001). For example, empirical data (Heimsath et al., 2001; Gabet and Mudd, 2010) from the heavily forested Oregon Coast Range are generally consistent with the humped model predictions of increasing and then decreasing mobile soil production rate with increasing mobile soil thickness. However, an exponential soil production function may equally well fit the data (e.g. Heimsath et al., 2005). In that case, root density and thus thickness of material disturbed by tree throw might depend on factors such as rock strength or fracture density as well.

The nature of the feedbacks that explain how a steady state thickness might develop (or even whether a steady state thickness ever occurs) are not well understood. Numerical simulations have been used in the geological literature to explore tree-driven mobile soil production: these models are consistent with a ‘humped’ mobile soil production function (Fig. 3). Such a function predicts maximum production rates at values of mobile soil thickness that are non-zero (Gabet and Mudd, 2010). This leads to the idea that a complex relationship likely exists between mobile soil thickness and tree density. One explanation for this functional relationship emerges from the *a priori* stipulation that tree density increases with mobile soil thickness. As mobile soils become sufficiently thick, however, Gabet and Mudd (2010) have argued that a negative feedback must exist. Specifically, as h increases, tree density continues to increase but the frequency of immobile material-root interaction decreases, resulting in a reduction in

the rate of mobile soil production. In fact, however, in landscapes with maturing forests and where mobile soils are not extremely thin or very infertile, tree density becomes independent of mobile soil thickness because tree density becomes dictated mostly by canopy closure and differential mortality of smaller, light-limited individuals (“self-thinning” (Lonsdale, 1990)). Thus, as forests mature, tree density is affected more by tree age and size than
5 by mobile soil thickness. The negative feedback that slows down mobile soil production (Fig. 3) as mobile soil thickness increases must therefore be related to phenomena other than tree density. Some have argued, for example, that porewater chemistry might provide a negative feedback such that thicker weathered material produces less corrosive fluids at depth that could slow down the rate of production of weathered material from unweathered material (Fletcher et al., 2006). Finally, the idea of trees acting as feedback mechanisms controlling mobile soil
10 thickness is predicated upon the assumption that the subsurface material is amenable to disruption by tree roots – and this may not be the case in the absence of fractures and weathering in the underlying immobile material as discussed in hypothesis 1.

A corollary to this hypothesis and hypothesis 2 is that trees can contribute chemically to altering minerals when h
15 $\ll H$, but cannot physically or chemically set the rate of formation of mobile soil from underlying material when $h \ll H$ because the subsurface injection of carbon at depth is minimal. When $h \ll H$, solute fluxes, transmissivity, grain size distribution and other near-surface attributes of the mobile layer may vary significantly with time and therefore may not reach a steady state. If a steady state is reached under these conditions, other attributes of erosion and weathering unrelated to trees presumably maintain the stable value of h .

20

In the two end-member cases of $h \approx H$ and $h \ll H$ (Fig. 2), roots and rhizospheric microbiota may function in two different ways. When $h \approx H$ (Figure 2Aa), roots and associated microbial communities interact significantly with both the mobile soil and the upper layers of unweathered bedrock, actively weathering primary minerals containing many macronutrients (e.g. P, K, Mg, Fe, and Ca). Uptake of these nutrients into hyphae and roots nourish the plants.
25 In fact, if P is present at a low concentration, some root-associated fungi can “biosense” P hotspots and proliferate into those locations (Leake et al., 2004). This has not been shown for other elements (Wallander and Ekblad, 2015) although upward pumping of elements such as Ca has been hypothesized (Dijkstra and Smits, 2002). We expect that water availability in the soil most likely influences all these processes that are mediated by mycorrhizal fungi (see Fig. 4 and hypothesis 4).

30

In contrast, when $h \ll H$, roots and associated mycorrhizal fungi have little to no contact with the unweathered bedrock (Figure 2b). In this case, roots and associated micro-organisms are not likely to access nutrients in the bedrock itself and therefore must recycle nutrients (Fig. 2D) by decomposing organic matter and capturing nutrients from water infiltrating downward in the profile of mobile soil and immobile weathered material (Smith and Read, 2008; Marschner, 2011). In addition, the degree to which tree species rely on their mycorrhizal fungi depends on the thickness of their roots and the type of mycorrhizal fungi (Brundrett, 2002; Chen et al., 2016; Cheng et al., 2016). Roots and associated microbiota may be able to shift between actively weathering primary mineral phases to purely recycling nutrients from organic matter and soil depending upon the relative magnitude of h with respect to H in different climatic, lithologic, and tectonic settings.

In steep forested hillslopes, trees may impart a distinctive topographic signature that results from these process interactions. For example, analysis of airborne lidar for western Oregon hillslopes (35-40°) shows that pit-mound features generated by tree turnover dominate landscape morphology at length scales less than 8 m while hillslope-valley landforms characterize landscape form at longer length scales, and these features are observed at hilltops and hillsides regardless of slope (Roering et al., 2010). Ground-penetrating radar reveals a similar topographic pattern along the interface between weathered mobile and immobile material, which results in highly variable mobile soil thickness (Heimsath et al., 2001). On these closed-canopy coniferous slopes with typical mobile soil thickness values of 0.5 to 1.0 m, large roots (>10 cm diameter) are observed to utilize shallow fractures in rock to reach depths of 2-3 m immediately below tree stems. In these below-stem zones, root penetration is observed to be accompanied by disaggregation of material. Although at any given time the basal area of stems only occupies <5% of the forest floor, the regional average erosion rate (~0.1 mm/yr) and recurrence interval of stand-resetting fires (250 to 400 yrs) imply that virtually all parcels of immobile weathered material and mobile soil are impacted by below-stem large root penetration during their exhumation to the land surface. In other words, when erosion rates are not overly fast, tree roots interact with or ‘touch’ the vast majority of shallow immobile weathered material (as well as mobile soil) that eventually erodes from the hillslope and is delivered to stream networks (Roering et al., 2010). Some have inferred from this that trees influence not just their near-surface terrestrial environment but likely contribute to the grain size distribution that participates in nearby stream incision or that supports nearby aquatic ecosystems (Sklar, 2017).

In contrast, in a relatively moist, mixed temperate, closed-canopy forest in a Pennsylvania catchment developed on grey shale with somewhat more gentle slopes and erosion rates of approximately 0.03 mm/y (West et al., 2013),

only relatively fine roots (e.g. < 5 mm) are observed penetrating deeper than 1 meter into the immobile weathered material (Hasenmueller et al., 2017). The fine roots are typically observed when this rocky immobile material breaks apart into fractures where the roots have penetrated (Hasenmueller et al., 2017). This location also exhibits pits and mounds that define the topography at tens of meters length scales, hillslope-valley landforms at longer length scales, and mobile soil that varies in thickness from tens of centimeters at ridgetops to approximately a few meters in valley bottoms and swales. The lack of a high density of roots at depth is not because of a lack of fractures in the shale because the upper 5 to 8 m of the rock is highly fractured, a characteristic attributed to the periglacial climate during the Last Glacial maximum (Jin et al., 2010). Although deep fine roots are observed, their density is very low compared to the roots in the upper 30 cm of soil where the trees get most of their water (Gaines et al., 2016). In other locations, rooting depth is not only controlled by the availability of fractures in the rock, but also by the demand for deeper sources of water (Schenk 2008). In the humid, shale catchment in Pennsylvania, this demand for water is not high for most of the year because frequent showers during the summer wet the surface soil layers and transpiration is tempered by relatively low winds, high humidity and modest temperatures. Rooting depth may thus be considerably shallower in more mesic environments than in more arid environments.

Clearly, the systematic feedbacks between roots and rocks remain to be investigated within this concept of steady state thickness of mobile soils. The research agenda here is wide open. Open questions abound. How long does it take to achieve steady state and how do these timescales compare to the frequency of significant perturbations? What are the implications of our two end-member scenarios ($h \sim H$ and $h \ll H$) in terms of how trees plumb the critical zone (see Section 3)? How do disturbances on the hillslope to landscape scale affect the role of trees in building, maintaining, and plumbing the critical zone? How can this framework of trees creating and maintaining their CZ resources be extended to depositional settings, glaciated landscapes, etc.? Furthermore, how does the ecological functioning of trees differ, including their access to nutrient resources such as phosphorus, under the global range of conditions? Answers to such questions will largely come from careful studies of mobile soil thickness and its relationship with tree root distribution as a function of tectonic, lithologic, and climate conditions in different settings, and then careful comparisons and modelling efforts to explain differences and similarities.

2.4 Hypothesis 4: In settings where $h \ll H$ and the rate of uplift and erosion are low, the uptake of phosphorus into trees is buffered by the fine-grained fraction of the soil, and the ultimate source of this phosphorus is dust.

Since phosphorus (P) is a rock-derived nutrient, its availability to an ecosystem is usually controlled by the concentration and reactivity of the phosphorus-containing mineral apatite in the rock (Boyle et al., 2013).

Furthermore, the amount of mobile and readily available P in soil is usually low because P is easily taken up by organisms or sorbed onto mineral surfaces. Given these attributes, clay, organic matter, and iron oxide surfaces comprise a colloidal “plasma” within soil that can buffer P concentrations. The plasma provides different types of sorption sites that can hold P either strongly or weakly depending on their chemical character (Hemwall, 1957). On
5 relatively long time scales, P availability is also affected by the rate that the unweathered rock containing apatite is advected upward into the weathering zone by uplift and erosion (Porder et al., 2007; Vitousek et al., 2010). P can also be added to the surface as finely divided mineral aerosol that can weather to release P relatively quickly.

Some rocks are naturally low in P, and ecosystems growing on such rocks must strongly recycle P or be replenished
10 by inputs of mineral dust. However, even for lithologies with abundant P, the main source of this macronutrient can still be dust (Okin et al., 2004; Porder and Chadwick, 2009; Aciego et al., 2017) depending on the rates of uplift and weathering. Specifically, slow rates of uplift and erosion lead to long mineral residence times within the weathering zone (c.f. Porder et al., 2007) and loss of P by leaching. Addition of mineral aerosols at the surface provides a rapidly available source of P, both because of its fine grain size and because it is deposited into the most
15 acidic, organic-rich part of the profile. The importance of dust inputs of P to ecosystems has been observed in arid as well as humid tropical systems (Chadwick et al., 1999; Pett-Ridge, 2009). We hypothesize that dust will be the predominant source of P in systems where the thickness of the mobile soil (h) \ll thickness of the total mobile soil + immobile subsoil substrate (H).

20 The weathering products derived from different rocks also have a strong control on the availability of P to trees. As part of this hypothesis, we posit that for rocks such as basalt and shale that produce soils with high plasma : skeleton ratios (e.g. a large fraction of the soil is composed of secondary clays and colloids as opposed to sand or pebbles), the proximal control on P availability lies in the plasma surface area. By contrast, for rocks that produce low plasma : skeleton ratios such as granite and quartz-rich sandstone, we expect that uplift (erosion) will impose
25 an absolute constraint on P availability that is far less buffered by proximal controls such as plasma sorption. Those lithologies that form soils with low plasma : skeleton ratios are more likely to have P-limited ecosystems (Hahm et al., 2014) and therefore be influenced by differences in dust inputs (Aciego et al., 2017). Such low plasma : skeleton lithologies also are more likely to develop strong local P gradients due to hydrological redistribution along hillslopes (Khomu et al., 2013; Bern et al., 2015). This can in turn create local patchiness in vegetation type and
30 productivity (Venter et al., 2003).

To understand sources and fates of P in forest ecosystems, researchers need to evaluate the balance among processes affecting both the absolute amount of P and the rate at which it becomes available to trees. They must find ways to identify dust in soils, including fingerprinting by mineralogical, size, trace element, and particle morphological analysis. They need to quantify uplift (or erosion) rates and to understand how erosion may respond to short-term perturbations such as logging. They need to document plasma : skeleton ratios as a way to index the sorptive capacity of the soil and to determine the point when P sorption capacity has been reached. A starting point for this work might be to identify ecosystems within the same climate zone that survive on rocks that weather to differing amounts of plasma and skeleton under different uplift rates but with similar dust inputs. At the other end of the spectrum, ecosystem and weathering models can be coupled to evaluate plausible rates of release and sorption of P depending on differing suites of starting minerals. All such approaches could be used to explore the role of dust and plasma in P availability in soils.

3 Hypotheses: How Trees Plumb the Critical Zone

3.1 Hypothesis 5: In settings of limited water availability, trees maintain the highest density of functional roots at depths where water can be extracted over most of the growing season with the least amount of energy expenditure.

Water potential is defined as the potential energy per unit volume of water within a soil-plant system relative to pure water at sea level (Kramer and Boyer, 1995). Generally, water in the soil-plant system is at a negative potential, i.e., the plant is “sucking” water out of its environment under tension. Water potential is affected by the gravitational, turgor, osmotic, and matric potential of water in the system (Kramer and Boyer, 1995). Briefly, these terms refer to the hydrostatic head, the pressure associated with cell expansion in growing tissues, the tension related to the solute content of the water in different reservoirs, and the surface tension that arises between water and solids.

A water molecule will move to the root if the water potential in the soil is higher than the water potential in the root. Of particular importance for plants is the matric potential of soil water. At some times of year or in some environments, the matric potential can be more negative than the lowest potential from which plants can access appreciable water, i.e., the so-called wilting point (Fig. 4). However, this concept may be inappropriate for trees because it is based on the concept of a “standard [herbaceous] crop plant”. Within the soil matrix, a plot of matric potential versus the volume of water can be conceptualized as delineating different water reservoirs ranging from

water that drains freely due to gravity to so-called hygroscopic water which may not be accessible directly to roots except under certain conditions (Fig. 4). Field capacity is operationally defined as the water potential associated with the moisture remaining after a soil has been fully wetted but any excess water has drained away. Between the wilting point and field capacity is the potential of capillary water: this water is held by surface tension in the soil matrix and is readily accessible by plants.

If water in the upper 10 cm of soil is of equal water potential to that at 1 m depth, then trees will use the surface water first, both because it requires less energy to move the water to the leaves and because there is typically much greater root length near the soil surface (Green and Clothier, 1999). Higher root length density means that the distance from bulk soil to root is shorter, on average, and this shorter distance of transport enables the plant to take water up quicker. However, if soil water potentials are low (more negative) in the surface layers but high at depth, some trees may instead acquire a substantial portion of water at depth instead of from the surface (Jackson et al., 1999).

Some studies have identified circumstances where despite groundwater being readily available within 0.5 m of the surface, tree species instead use rainfall at shallower depths (Busch et al., 1992; Snyder and Williams, 2000). For example, after one rainfall event, as much as 40 – 50% of tree sap water in one system was shown to be derived from rain water (White et al., 1985). Such opportunistic use of water is a strategy consistent with the expectation that new, shallow sources of water from a rainfall event are energetically less costly to obtain because they are present at a higher water potential and are present in the zone of greater root length density. We also know that nutrients that plants require are generally present at higher concentrations in surface soils because they are taken up into plants and then returned to the land surface through leaf litter or other decaying plant material (Jobbagy and Jackson, 2004). Strategically, many trees take up shallow water instead of deeper groundwater at least partly because the root length density is generally lower at depth.

Similarly, trees growing alongside perennial streams in arid regions do not necessarily use what seems to be the most easily accessible stream water. Instead trees may access soil water from either deeper layers (Dawson and Ehleringer, 1991) or from deeper saturated soils where a high fraction of roots reside (Bowling et al., 2017). In those locations, it is possible that the root density is larger at depth than near the surface, allowing water to be taken up from depth even during the parts of the year when plentiful water is available in the stream. This idea has led to the view that plants may utilize different niches (Silvertown et al., 2015) by partitioning their roots according to

the hydrological conditions of different layers (e.g., *Walter's Two-Layer Hypothesis*). Specifically, Walter's hypothesis states, in part, that shallow and deeply rooted plants do not compete for the same water resources (Walter, 1939; Ehleringer et al., 1991; Weltzin and McPherson, 1997; Schenk and Jackson, 2002a; Schwinning, 2008; Holdo, 2013; Ward et al., 2013).

5

From these observations emerges our hypothesis, namely that trees grow high root densities at depths where water is most easily extracted for the largest portion of the growing season. Thus, during time periods of the year where water is available at depths that generally do not have water, trees will continue to extract water from other depths where they have more dependably found readily available water. A corollary to this hypothesis is that the root length density is a map of where water is most likely to be present for much of the growing season when trees need water. Such corollaries can be tested by measurement of root length densities and water usage by trees in soils in different landscape positions, on different lithologies, and on soils developed in different climates.

10

15

3.2 Hypothesis 6: Trees grow the majority of their roots in the zone where the most growth-limiting resource is abundant, but they also grow roots at other depths to forage for other resources and to hydraulically redistribute those resources to depths where they can be taken up more efficiently.

This hypothesis is a corollary of hypothesis 5 where we hypothesized that the depth where trees in water-limited environments grow roots is intimately linked to where they are able to acquire water while conserving the most energy over most of the growing season. However, uptake of water and nutrients need not be tightly coupled (Pate et al., 1998). While some plant species rely mainly on deep soil moisture for transpiration (Kurc and Small, 2007; Kurc and Benton, 2010; Cavanaugh et al., 2011), their nutrient uptake may be uncoupled from this water uptake if the nutrients are only present in shallow soil or near decomposing leaf litter. On the other hand, significant pools of some nutrients may be found in deeper soil layers closer to unweathered bedrock (McCulley et al., 2004; Maeght et al., 2013). Such deep nutrient access might provide an explanation for observations of some low-density root growth in deep fractured rock or soil even when most of the roots grow in the shallow, wetter layers (e.g. Hasenmueller et al., 2017). In fact, some trees in more arid environments have so-called “dimorphic root systems”. These trees produce abundant fine roots in the surficial soil to recover nutrients from fallen leaves, and they grow abundant deep roots with highly efficient transport anatomies to acquire sufficient water from deeper reservoirs (Pate et al., 1998).

20

25

30

An important aspect of this hypothesis and hypothesis 6 is the phenomenon of hydraulic redistribution. Such redistribution may provide another mechanism for plants to solve the problem of different spatial distributions for water versus nutrients (Caldwell et al., 1998) and could be important in keeping fine roots alive in arid systems by reducing loss to evapotranspiration (Burgess et al., 1998). Hydraulic redistribution is the process by which plants
5 redistribute water in the soil profile from moist to dry regions using their root systems (e.g. Caldwell et al., 1998; Oliveira et al., 2005). Specifically, hydraulic redistribution can bring water (and perhaps nutrients) in some soils from depth to the dry surface, so that at night, the rhizosphere is moistened, allowing for nutrient solubilization as well as decomposition of organic matter (Armas et al., 2012). Although not proven, Ca redistribution from deep to shallow has been hypothesized in at least one soil system (Dijkstra and Smits, 2002). Some argue that trees move
10 water around in the soil to protect and retain nutrients (Burgess et al., 1998).

To explore this hypothesis will require careful studies that determine the spatial and temporal distribution of root length density, water isotopes, nutrient distributions and fluxes, and hydraulic redistribution. For example, some stable isotope studies (e.g. Phillips and Ehleringer, 1995) and sap flow measurements linked with soil moisture
15 measurements at depth (e.g. Cavanaugh et al., 2011) have identified cases in which plants with roots mostly near the surface still rely mainly on deep soil moisture for transpiration. For those systems, we infer that the shallow roots are grown densely to provide growth-limiting nutrients; however, such an inference should be tested. Similar studies have also identified cases in which plants that have grown a high density of roots at depth actually seem to prefer taking water up from shallow reservoirs (e.g. Nippert and Knapp, 2007). For those cases, plants may be
20 growing deep roots as a competitive strategy to limit uptake of water and nutrients by neighbors (McNickle and Dybzinski, 2013). One way to investigate this hypothesis and hypothesis 5 is to explore root distributions in the context of mineralogy, bulk chemistry, plasma and skeleton content, and water distribution.

3.3 Hypothesis 7: Trees rely on matrix water in the unsaturated zone that at times may have an isotopic composition distinct from the gravity-drained water that transits from the hillslope to groundwater and streamflow.

25

Given the importance of tree roots in affecting soil permeability, trees play a significant role in routing water within the critical zone. Specifically, water can pass through soil matrix as infiltration or it can bypass much of the bulk soil and flow through macropores, the majority of which are thought to be related to roots. Specifically, root-related macropores can contain live roots, dead roots, or dead and live roots together (Ghestem et al., 2011).

Ecohydrological separation -- defined as trees using water of a character different from the gravity-drained water found in soils, in saprolite or in groundwater and streams -- has been hypothesized to be common based on a recent meta-analysis of isotope ecology literature (Evaristo et al., 2015) and global remote-sensing data based on the deuterium composition of atmospheric vapor (Good et al., 2015). These and related studies (e.g., Brooks et al. 5 2010) suggest that trees rely on water present in the unsaturated zone and this water may have an isotopic composition distinct from the gravity-drained water that transits the hillslope to become groundwater recharge and streamflow.

This “two-water-world” hypothesis (McDonnell, 2014) could be at odds with the existence of subsurface reservoirs 10 such as layers of saprolite and fractured, partly weathered immobile material that hold water that is accessed by trees (Oshun et al., 2016). For example, in seasonally dry climates, trees may derive a significant portion of their moisture from immobile weathered material well below the soil (Zwieniecki and Newton, 1996; Graham et al., 2010; Nie et al., 2012). In arid or hyperarid systems, the fraction of use of deep water increases as annual rainfall decreases (Dawson and Pate, 1996; Dawson et al., 2002). Such deep water resources link deep unsaturated zone 15 moisture to the atmosphere and hydrologic cycle through root uptake and transpiration. Yet, the evidence for ecohydrological separation suggests that trees may not always use gravity-drained water if other, more energetically available sources are present.

The evidence for ecohydrological separation (McDonnell, 2014; Evaristo et al., 2015; Good et al., 2015) suggests 20 that plants are sometimes using water from unknown depths and that the water potentials are different from what might be considered the “crop plant” wilting point (e.g., <-1.5 MPa). Furthermore, in some cases, Evaristo et al. showed that gravity-drained and transpired waters were not isotopically distinct. These observations document that our understanding of how water is obtained by roots in the deeper subsurface is lacking. Some of the paucity of knowledge is related to questions of physiology and some to subsurface structure and character (Washburn and 25 Smth, 1934; Walker and Richardson, 1991; Hiscock et al., 2011).

Methods to extract and measure tree water sources are currently being refined and improved to test hypothesis 7. Currently, the techniques for sampling soils or plants can yield waters with different isotopic signatures and it is not known if these differences are caused by the extraction methodology or differences in the water samples 30 themselves. There have been a number of recent papers building upon the early work in Graham Allison’s laboratory exploring water isotope fractionation in subsurface pools (Allison et al., 1983). This new work

investigates methodologies of extraction, isotope fractionation during water uptake by plants, and interpretation of isotope data (Oerter et al., 2014; Orlowski et al., 2016a; Orlowski et al., 2016b; Oshun et al., 2016; Zhao et al., 2016; Gaj et al., 2017; Johnson et al., 2017; Vargas et al., 2017). These papers provide new insights at the same time that they add to the ongoing controversy about what explains water isotope variation in the many possible subsurface pools, highlighting the need for research. Nonetheless, an additional intriguing observation is that many trees with mycorrhizal fungal associations appear to have a mechanism for tapping water below the agronomically-defined soil wilting point of cultivated plants (also see hypothesis 8). This should not surprise us since we have known that the wilting point of a crop plant and a tree are rarely, if ever, the same: tree values can be much, much lower (Meinzer et al., 2016). So the “two-water world” hypothesis must now be thoroughly tested in the context of water potential measurements and theory (see hypothesis 5 and Bowling et al. (2016)) for how plants are known to take up water. Research is also needed to investigate the physical and chemical effects on the isotope composition of water in the subsurface (Oshun et al. 2016) and on new observations about fungal access to water as described in hypothesis 8.

3.4 Hypothesis 8: Mycorrhizal fungi can use matrix water directly but trees can only use this water by accessing it indirectly through the fungi.

Mycorrhizal fungi may play an important role in water acquisition (Duddridge et al., 1980; Augé, 2001; Plamboeck et al., 2007; Bárzana et al., 2012). Hyphae, fungal threads emanating from the root, may allow a plant to access water from water-filled pores that are too small for the roots. Arbuscular mycorrhizal (AM) fungi, for example, have hyphae with diameters between 2-20 μm , which is typically an order of magnitude or more smaller than roots. Hyphal length density can vary between 1 and >100 m per gram of soil (Smith et al., 2010). Thus, mycorrhizal hyphae may access water not available to plant roots, presumably because fungal hyphae can penetrate small water-filled pores to a greater extent than the larger roots (Bornyasz et al., 2005; Allen, 2007; Graham et al., 2010; Lehto and Zwiazek, 2011). Thus, mycorrhizae may be a factor that facilitates plant access to rock moisture and matrix waters that would otherwise be inaccessible to roots. Although water in the rock matrix may not actually be held at tensions higher than the permanent wilting point, the pore network may be so small that only hyphae can penetrate. These hyphae-pore interactions also have the potential to affect h/H through mineral plucking, and changes in pH or redox status (see hypothesis 2).

Although it makes physical sense that hyphae may penetrate pores in rock matrix that are smaller than roots can penetrate, many researchers are not convinced that mycorrhizal fungi play an important role in acquiring water at

water potentials beyond the wilting point (Kothari et al., 1990; George et al., 1992; Koide, 1993; Bryla and Duniway, 1997). For example, one counterargument is that the hyphae have high axial resistance to water flow because of their small diameters and their lack of vessel-like structures: this observation might lead one to argue that flow rates in hyphae simply are too slow to appreciably contribute to transpiration directly (Koide, 1993).

5 Most improvements in plant growth or survival related to mycorrhizal fungi are considered to result not from water uptake but rather from the indirect effects of fungal-mediated nutrient acquisition and improved plant nutrition (Kothari et al., 1990; Bryla and Duniway, 1997). In this regard, EM and AM fungi may differ significantly. Unlike AM, EM fungi are capable of forming relatively large-diameter rhizomorphs made of fused hyphae where hydraulic conductance is high enough to contribute significant water to plants (Brownlee et al., 1983; Warren et al., 2008).

10 Of course, these larger hyphae may be unable to access the finest matrix pores.

Clearly, to explore hypothesis 8 requires not only assessing the size and distribution of small pores in unweathered rock, immobile weathered material, and soil (Bazilevskaya et al., 2015), but also which pores allow hyphal access and water and nutrient uptake (Graham et al., 2010). Mapping of fungal hyphae in mobile soil, immobile weathered

15 material, and unweathered rock will be required. Techniques might utilize observations in pit walls or impregnated blocks or excavations. Tracer studies that could assess different types of water inside different regolith types or inside fungal hyphae would also be of interest.

3.5 Hypothesis 9: Even trees growing well above the valley floor of a catchment can directly affect stream chemistry where changes in permeability near the rooting zone promote intermittent zones of water saturation and downslope flow of water to the stream.

20

One of the outstanding research questions concerning small catchments is how to predict the relationship of solute chemistry and discharge as a function of variations in precipitation (Godsey et al., 2009). In catchments, many of the nutrients and other solutes added to rain water as it transits through hillslopes to the bounding streams are added from weathering reactions in the soil. These reactions are more likely to occur in the matrix, where the surface area

25 wetted by porewater is high. However, as discussed in hypothesis 7, pore water in the matrix does not generally drain by gravity. In fact, pore waters in gravity-draining pores in regolith may mix with matrix pore waters only under water-saturated conditions. Under these conditions, nutrients and other solutes in matrix waters mix with the gravity-drained waters and then move to the stream. Therefore, the matrix will only deliver water to the stream if the hillslopes are hydrologically connected to the stream.

Given these observations, it is difficult to imagine how trees growing high on hillslopes might affect stream chemistry (Fig. 5). For example, hillslopes are mostly disconnected from streams during baseflow, and stream chemistry is not likely to be strongly influenced by trees during those time periods. In contrast, during hydrologically connected periods, we hypothesize that trees on hillslopes can impact stream chemistry detectably.

5 Predicting the impact of trees on stream chemistry therefore depends on understanding the degree of connection between the hillslope and the stream (Herndon et al., 2015). According to this hypothesis, biogeochemical processes such as cation exchange occurring in matrix waters can influence ecological responses in streams under conditions of high connectivity (e.g. Green et al., 2013).

10 Hydrologic connectivity can be quantified in multiple ways (Larsen et al., 2012; Spence and Phillips, 2015). However, metrics of connectivity that work well in some settings are not always transferable to different locales (James and Roulet, 2007). We hypothesize that changes in connectivity are dictated by the extent of water saturation and the nature of the architecture of the critical zone in any given catchment. For example, we assume that there is usually a sharp decrease in vertical hydraulic conductivity at the base of the mobile soil layer (Fig. 2).

15 At this interface, water may pond and create a transiently saturated layer that can drain via macropores laterally and vertically, allowing matrix waters to preferentially mix along the mobile soil - immobile material contact. If the perched water zone connects all the way down the hillslope, water can flow downslope to the stream. A hypothetical geometry for this is shown for the connected gravity-drained water in Figure 5. Spatial heterogeneity in the contact between the mobile and immobile layers will greatly influence the subsurface drainage to the stream.

20 Specifically, such subsurface topography in many locations is characterized by depressions that “fill and spill” depending upon the extent of saturation (Tromp-van Meerveld and McDonnell, 2006).

Based on hypothesis 1, it is possible that the location and depth of the depressions at the base of the mobile layer that “fill and spill” and control hillslope-stream connectivity are related to the penetration of tree roots into the

25 layer of weathered immobile material and the effects of tree throw (Fig. 2). Such penetrating roots (see hypothesis 1 and the discussion for hypothesis 3) can have a strong influence by plucking rock material and creating the rough undulations at the interface between the overlying permeable layer and the underlying more impermeable layer (Fig. 2). Rooting depths in systems where $h \approx H$ may even be deep enough to interact with the bedrock as well as the immobile weathered material, and can draw up water from below (hypothesis 2) as well as enhance physical

30 and chemical weathering (hypothesis 1). Furthermore, fracture density and development both affect the tension under which water is held in rock and soil, potentially affecting timescales of movement of water and solutes, as

well as chemical weathering. All of these likely comprise feedbacks that affect the spatial pattern of roots and mycorrhizal hyphae at various depths and create a subsurface mosaic of hydrological connectivity. In fact, some researchers have mapped lateral subsurface water flow and attributed it entirely to root macropores (Newman et al., 2004).

5

To investigate this hypothesis will require measurements in catchments to measure water flowpaths and residence times using tracers as well as fracture measurements, geophysical surveys and hillslope flow models. Time-intensive trench studies could also be completed (van Meerveld et al., 2015). Mapping roots and macropores will also be needed (Wu et al., 2014). In addition, a recent hypothesis suggests that the shallow lateral flowpaths
10 underlying hillslopes in catchments are co-located at depth intervals marking biogeochemical reactions: in other words, the zones of lateral flow may be caused by or may mark the depth intervals where biogeochemical reactions have occurred over long time periods in catchments (Brantley et al., 2017). If that is true then a possible path forward would be to use drill cores or cuttings to identify geochemical reaction fronts in the subsurface and then use those to infer both pathways of vertical and lateral flow based on the geochemical signatures. Such an approach
15 still must be tested with hydrologic models and measurements.

4 Synthesizing Across Hypotheses and Big Challenges

As indicated previously, none of these building and plumbing hypotheses are strictly architectural or strictly water-related, respectively. In fact, several feedbacks exist between the more physical and the more chemical aspects of tree-soil interactions. For example, rhizospheres that develop around roots are zones of positive feedback in that
20 they create macropores that channelize flow. This flow in turn produces higher densities of soil organic carbon and more intense nitrogen cycling which can in turn promote greater flow, more carbon, and more and more nitrogen cycling (Johnson and Lehmann, 2006). Likewise, the exudates secreted by roots are often chemically reactive with minerals, weakening the rock material and making it more likely for fractures to grow or the material to disaggregate. Similarly, onset of fracturing due to topographic unloading (St. Clair et al., 2015) may allow
25 infiltration of meteoric fluids into unweathered material and the reactivity of this fluid may enhance and promote more fracturing and more root and hyphae penetration.

Perhaps one of the biggest hindrances toward forward movement in synthesizing these observations is the fact that the different scientific communities do not speak the same language. Each discipline often has its own terminology

that does not transfer well from one discipline to another because of subtle connotations or denotations. For example, the depth of mobile soil to a geomorphologist is often very close in meaning to the depth of the primary rooting zone of the tree physiologist or the depth to the B horizon of the soil scientist or the depth to a reaction front as described by the geochemist. Likewise, macropores, rhizospheres, roots, and preferential flowpaths are not the same thing, but they all can sometimes refer to similar parts of the same system. Perhaps the best (or only) way to break down the barriers between these terms is to develop numerical models that integrate these different concepts. As of yet, however, tree root models are not incorporated into geochemical reactive transport codes for use in investigating the effects of roots on mineral-water weathering reactions. If such a model were available, water flow through macropores could be coupled with reactions stimulated within the rhizosphere. New models are also needed that incorporate concepts of connectivity and percolation or that move beyond continuum approaches to quantify weathering reactions at pedon, hillslope, and landscape scale.

5 Conclusions and a Vision for Moving Forward

The role of trees in building and plumbing the critical zone is poorly understood because the topic must be addressed by scientists of multiple disciplines trained to think in very disparate ways across vastly different timescales. Yet, understanding how soils form and are sustained is an important focus as the human population grows toward 10 billion in the next century. Soils act as natural filters of water but our understanding of the flowpaths and residence times of pore waters in forested soils are rudimentary. This paper has explored the role of trees as builders and plumbers of the critical zone and the role of trees in the context of movement of water. Trees are the most important architects and plumbers of the CZ in many landscapes.

20

Much work needs to be done to understand the distribution of water content in the soil and the characteristic timescales of water movement and how it relates to trees. Similarly, research is needed to address how trees affect chemical, physical, and biological subsurface processes. Trees affect subsurface mixing and the movement of water in ecosystems, especially where the water that passes through a soil into a stream may be isotopically very different than the water that is held in that soil and taken up into the tree during transpiration. Such ecohydrological separation has implications for how we conceptualize and parameterize water storage and release in our models but a thorough understanding of these ideas requires understanding both the architecture of trees and the architecture of the critical zone. Groups of scientists must design and run initiatives to “map the roots”, “map the

fungi”, “trace the water”, and “model the tree and its soil” in the context of geochemical and soil variations, and the work must be focussed on settings where all disciplines can bring their tools of choice.

Observatory networks (Anderson et al., 2008; Banwart et al., 2012; Weathers et al., 2016; Brantley et al., 2017, in
5 review) probably provide the only way to investigate all the chemical, physical and biological processes that are
affected by trees. The hypotheses stated here should be tested across the growing network of critical zone
observatories, or, perhaps, a few observatories should be chosen as a focus for tree work. Only with scientists
crossing disciplines and studying the same sites together will we be able to answer questions about how trees have
plumbed and built the CZ. The long timescale focus on the architecture of the CZ as investigated by geologists will
10 elucidate the nature of short timescale water movements as studied by hydrologists and ecologists. Likewise, the
interpretation of short timescale water movements is necessary to understand the nature of slow geological change
at earth’s surface. As humans impact the CZ more extensively and at more rapid rates, we will continue to need
fundamental knowledge of both the long and short timescale phenomena that couple trees and the CZ.

Acknowledgements

15 This paper resulted from a workshop on Trees in the CZ funded by NSF EAR 13-31726 (PI: SL Brantley) and NSF
ICER-1445246 SAVI: Crossing the Boundaries of Critical Zone Science with a Virtual Institute. The workshop
was facilitated by J. Williams and the Susquehanna Shale Hills Critical Zone Observatory. Authors were drawn
from the 29 members of the workshop, drawing on 15 institutions and 8 Critical Zone Observatories. Other
members are acknowledged: H. Barnard, M. Green, C. Riebe, W. Silver, K. Brubaker, K. Davis, K. Gaines, Y.
20 Zhang, L. Hill, Y. He, X. Gu, W. Zhi, and H. Kim. C. Bao is acknowledged for Figure 5 and L. Radville for help
with Figure 1. H. Lin was consulted about macropores. D.L.K. acknowledges NSF EAR 1144760, S.A.P.
acknowledges NSF EAR-1255013 and NSF EAR 1331408, J.A.M. acknowledges NSF-1452694, S.E.G.
acknowledges NSF EAR 1331872, and D.M.E. acknowledges DOE-TES DE-SC0012003.

References

- Aciego, S. M., Riebe, C. S., Hart, S. C., Blakowski, M. A., Carey, C. J., Aarons, S. M., Dove, N. C., Botthoff, J. K., Sims, K. W. W., and Aronson, E. L.: Dust outpaces bedrock in nutrient supply to montane forest ecosystems, *Nature Communications*, DOI: 10.1038/ncomms14800, 2017.
- 5
- Adams, T. S., McCormack, M. L., and Eissenstat, D. M.: Foraging strategies in trees of different root morphology: the role of root lifespan., *Tree Physiology* 33, 940-948, 2013.
- Ahmed, E., and Holmstrom, S. J.: Microbe-mineral interactions: The impact of surface attachment on mineral weathering and element selectivity by microorganisms, *Chemical Geology*, 403, 13-23, 2015.
- 10
- Allen, M. F.: Mycorrhizal fungi: highways for water and nutrients in arid soils, *Vadose Zone Journal*, 6, 291-297, 10.2136/vzj2006.0068, 2007.
- 15
- Allison, G. B., Barnes, C. J., Hughes, M. W., and Leaney, F. W.: Effect of climate and vegetation on ^{18}O and deuterium profiles in soils, *Proceedings conference on isotopes in hydrology*, International Atomic Energy Agency, Vienna, Austria, 1983, 105-123,
- Amundson, R.: Soil Formation, in: *Treatise in Geochemistry: Surface and Ground Water, Weathering, and Soils*, edited by: Drever, J. I., Elsevier Pergamon, Amsterdam, 1-35, 2004.
- 20
- Anderson, M. A., Graham, R. C., Alyanakian, G. J., and Martynn, D. Z.: Late summer water status of soils and weathered bedrock in a giant sequoia grove, *Soil Sci.*, 160, 10.1097/00010694-199512000-00007, 1995.
- Anderson, S. A., Bales, R. C., and Duffy, C. J.: Critical Zone Observatories: Building a network to advance interdisciplinary study of Earth surface processes, *Mineralogical Magazine*, 72, 7-10, 2008.
- 25
- Armas, C., Kim, J. H., Bleby, T. M., and Jackson, R. B.: The effect of hydraulic lift on organic matter decomposition, soil nitrogen cycling, and nitrogen acquisition by a grass species, *Oecologia*, 168, 11-22, 10.1007/s00442-011-2065-2, 2012.

- Augé, R. M.: Water relations, drought and vesicular-arbuscular mycorrhizal symbiosis, *Mycorrhiza*, 11, 3-42, 10.1007/s005720100097, 2001.
- 5 Augustin, F., Houle, D., Gagnon, C., and Courchesne, F.: Long-term base cation weathering rates in forested catchments of the Canadian Shield, *Geoderma*, 247-248, 12-23, 2015.
- Balogh-Brunstad, Z., Keller, C. K., Bormann, B. T., O'Brien, R., Wang, D., and Hawley, G.: Chemical weathering and chemical denudation dynamics through ecosystem development and disturbance, *Global Biogeochemical Cycles*, 22, 1-11, 10 doi:10.1029/2007GB002957, 2008a.
- 10 Balogh-Brunstad, Z., Keller, C. K., Gill, R. A., Bormann, B. T., and Li, C. Y.: The effect of bacteria and fungi on chemical weathering and chemical denudation fluxes in pine growth experiments, *Biogeochemistry*, 88, 153-167, 10.1007/s10533-008-9202-y, 2008b.
- 15 Banwart, S., Menon, M., Bernasconi, S. M., Bloem, J., Blum, W. E. H., Souza, D. M. d., Davidsdotir, B., Duffy, C., Lair, G. J., Kram, P., Lamacova, A., Lundin, L., Nikolaidis, N. P., Novak, M., Panagos, P., Ragnarsdottir, K. V., Reynolds, B., Robinson, D., Rousseva, S., de Ruiter, P., van Gaans, P., Weng, L., White, T., and Zhang, B.: Soil processes and functions across an international network of Critical Zone Observatories: Introduction to experimental methods and initial results, *Comptes Rendus Geoscience*, 344, 758-772, <http://dx.doi.org/10.1016/j.crte.2012.10.007>, 2012.
- 20 Bárzana, G., Aroca, R., Paz, J. A., Chaumont, F., Martinez-Ballesta, M. C., Carvajal, M., and Ruiz-Lozano, J. M.: Arbuscular mycorrhizal symbiosis increases relative apoplastic water flow in roots of the host plant under both well-watered and drought stress conditions, *Annals of Botany*, 109, 1009-1017, 10.1093/aob/mcs007, 2012.
- 25 Bazilevskaya, E., Rother, G., Mildner, D. F. R., Pavich, M., Cole, D., Bhatt, M. P., Jin, L., Steefel, C. I., and Brantley, S. L.: How oxidation and dissolution in diabase and granite control porosity during weathering, *Soil Science Society of America Journal*, 79, 55-73, doi:10.2136/sssaj2014.2104.0135, 2015.

Becker, G. F.: Reconnaissance of the Gold Fields of the Southern Appalachians, Department of the Interior-U.S. Geological Survey, 85, 1895.

Belt, T.: The Naturalist in Nicaragua, University of Chicago Press, Chicago, 326 pp., 1874.

5

Bennie, A. T. P.: Growth and mechanical impedance, in: Plant Roots: The Hidden Half, edited by: Waisel, Y., Eshel, A., and Kafkafi, U., Marcel Dekker, Inc., New York., 453-470, 1991.

Bern, C. R., Thompson, A., and Chadwick, O. A.: Quantification of colloidal and aqueous element transfer in soils: The dual-phase mass
10 balance model, *Geochimica Et Cosmochimica Acta*, 151, 1-18, 10.1016/j.gca.2014.12.008, 2015.

Berner, E. K., Berner, R. A., and Moulton, K. L.: Plants and mineral weathering: present and past, in: Surface and Ground Water, Weathering, and Soils, edited by: Drever, J. I., Treatise on geochemistry, Elsevier, Pergamon, Oxford, 169-188, 2003.

15 Berner, E. K., Berner, R. A., and Moulton, K. L.: Plants and Mineral Weathering: Present and Past, in: Treatise in Geochemistry: Surface and Ground Water, Weathering, and Soils, edited by: Drever, J. I., Elsevier Pergamon, Amsterdam, 169-188, 2004.

Bonneville, S., Smits, M. M., Brown, A., Harrington, J., Leake, J. R., Brydson, R., and Benning, L. G.: Plant-driven fungal weathering: Early stages of mineral alteration at the nanometer scale, *Geology*, 37, 615-618, 10.1130/G25699A.1, 2009.

20

Bonneville, S., Morgan, D. J., Schmalenberger, A., Bray, A., Brown, A., Banwart, S. A., and Benning, L. G.: Tree-mycorrhiza symbiosis accelerate mineral weathering: evidences from nanometer-scale elemental fluxes at the hypha-mineral interface, *Geochimica et Cosmochimica*, 75, 6988-7005, 2011.

25 Bornyasz, M. A., Graham, R. C., and Allen, M. G.: Ectomycorrhizae in a soil-weathered granitic bedrock regolith: Linking matrix resources to plants, *Geoderma*, 126, 141-160, 2005.

- Bowling, D. R., Schulze, E. S., and Hall, S. J.: Revisiting streamside trees that do not use stream water: can the two water worlds hypothesis and snowpack isotopic effects explain a missing water source? , *Ecohydrology*, 2017, 1-12, doi:10.1002/eco.1771, 2017.
- Boyle, J. F., Chiverrell, R. C., Norton, S. A., and Plater, A. J.: A leaky model of long-term soil phosphorus dynamics, *Global Biogeochem. Cycles*, 27, 516–525, doi:10.1002/gbc.20054, 2013.
- Brantley, S. L., Lebedeva, M., and Hausrath, E. M.: A Geobiological View of Weathering and Erosion, in: *Fundamentals of Geobiology*, edited by: Knoll, A., Canfield, D., and Konhauser, K., Wiley-Blackwell, 205-227, doi: 10.1002/9781118280874, 2012.
- Brantley, S. L., Lebedeva, M. I., Balashov, V. N., Singha, K., Sullivan, P. L., and Stinchcomb, G.: Toward a conceptual model relating chemical reaction fronts to water flow paths in hills, *Geomorphology*, 277, 100-117, doi.org/10.1016/j.geomorph.2016.1009.1027, 10.1016/j.geomorph.2016.09.027, 2017.
- Brantley, S. L., Eissenstat, D. M., Marshall, J. A., Godsey, S. E., Balogh-Brunstad, Z., Karwan, D. L., Papuga, S. A., Roering, J., Dawson, T. E., Evaristo, J., Chadwick, O., McDonnell, J. J., and Weathers, K. C.: Reviews and syntheses: On the roles tree roots and mycorrhizal fungi play in building and plumbing the Critical Zone, *Biogeosciences*, 2017, in review.
- Brimhall, G. H., Chadwick, O. A., Lewis, C. J., Compston, W., Williams, I. S., Danti, K. J., Dietrich, W. E., Power, M. E., Hendricks, D., and Bratt, J.: Deformational mass transport and invasive processes in soil evolution, *Science*, 255, 692-702, 1992.
- Brooks, J. R., Barnard, H. R., Coulombe, R., and McDonnell, J. J.: Ecohydrologic separation of water between trees and streams in a Mediterranean climate, *Nature Geoscience*, 3, 100-104, doi:10.1038/NGEO1722, 2010.
- Brownlee, C., Duddridge, J., Malibari, A., and Read, D.: The structure and function of mycelial systems of ectomycorrhizal roots with special reference to their role in forming inter-plant connections and providing pathways for ammisilate and water transport, *Plant and Soil*, 71, 433-443, 1983.
- Brundrett, M. C.: Co-evolution of roots and mycorrhizas of land plants, *New Phytologist*, 154, 275-304, 2002.

- Bryla, D. R., and Duniway, J. M.: Water uptake by safflower and wheat roots infected with arbuscular mycorrhizal fungi, *New Phytologist*, 136, 591-601, 1997.
- 5 Burgess, S. O., Adams, M. A., Turner, N. C., and Ong, C. K.: The redistribution of soil water by tree root systems, *Oecologia*, 115, 306-311, 1998.
- Busch, D. E., Ingraham, N. L., and Smith, S. D.: Water-uptake in woody riparian phreatophytes of the southwestern United States - A stable isotope study, *Ecological Applications*, 2, 450-459, 1992.
- 10 Caldwell, M. M., Dawson, T. E., and Richards, J. H.: Hydraulic lift: Consequences of water efflux from the roots of plants, *Oecologia*, 113, 151-161, 1998.
- Callesen, I., Harrison, R., Stupak, I., Hatten, J., Raulund-Rasmussen, K., Boyle, J., Clarke, N., and Zabowski, D.: Carbon storage and
 15 nutrient mobilization from soil minerals by deep roots and rhizospheres, *Forest Ecology and Management*, 359, 322-331, 2016.
- Calvaruso, C., Mareschal, L., Turpault, M. P., and Leclerc, E.: Rapid clay weathering in the rhizosphere of Norway spruce and oak in an acid forest ecosystem, *Soil Science Society of America Journal*, 73, 331-338, 2009.
- 20 Calvaruso, C., Collignon, C., Kies, A., and Turpault, M. P.: Seasonal evolution of the rhizosphere effect on major and trace elements in soil solutions of Norway spruce (*Picea abies* Karst) and beech (*Quercus sessiliflora* Smith) in an acidic forest soil, *Open Journal of Soil Science*, 4, 323-336, 2014.
- Canadell, J., and Zedler, P.: Underground structures of woody plants in Mediterranean ecosystems of Australia, California and Chile, in:
 25 *Ecology and biogeography of Mediterranean ecosystems in Chile, California and Australia*, edited by: Arroyo, M. T. K., Zedler, P., and Fox, M. D., Springer-Verlag, Berlin, 177-210, 1995.

- Canadell, J., Jackson, R. B., Ehleringer, J. R., Mooney, H. A., Sala, O. E., and Schulze, E.-D.: Maximum rooting depth of vegetation types at the global scale, *Oecologia*, 108, 583-595, 1996.
- 5 Cavanaugh, M. L., Kurc, S. A., and Scott, R. L.: Evapotranspiration partitioning in semiarid shrubland ecosystems: a two-site evaluation of soil moisture control on transpiration, *Ecohydrology*, 4, 671-681, 2011.
- Chadwick, O. A., Derry, L. A., Vitousek, P. M., Huebert, B. J., and Hedin, L. O.: Changing sources of nutrients during four million years of ecosystem development, *Nature*, 397, 491-497, 1999.
- 10 Chadwick, O. A., Roering, J. J., Heimsath, A. M., Levick, S. R., Asner, G. P., and Khomo, L.: Shaping post-orogenic landscapes by climate and chemical weathering, *Geology*, 41, 4, 10.1130/G34721.1, 2013.
- Chen, W., Zeng, H., Eissenstat, D. M., and Guo, D.: Variation of first-order root traits across climatic gradients and evolutionary trends in geological time, *Global Ecology and Biogeography*, 22, 846-856 (DOI: 810.1111/geb.12048), 2013.
- 15 Chen, W., Koide, R. T., Adams, T. S., DeForest, J. L., Cheng, L., and Eissenstat, D. M.: Root morphology and mycorrhizal symbioses together shape nutrient foraging strategies of temperate trees, *Proceedings of the National Academy of Sciences of the United States of America*, 113, 8741-8746, 10.1073/pnas.1601006113, 2016.
- 20 Cheng, L., Chen, W., Adams, T. S., Wei, X., Li, L., McCormack, M. L., DeForest, J. L., Koide, R. T., and Eissenstat, D. M.: Mycorrhizal fungi and roots are complementary in foraging within nutrient patches, *Ecology*, 97, 2815-2823, 10.1002/ecy.1514, 2016.
- Clark, L. J., Whalley, W. R., and Barraclough, P. B.: How do roots penetrate strong soil?, *Plant and Soil*, 255, 93-104, 10.1023/A:1026140122848, 2003.
- 25 Corenblit, D., Baas, A. C. W., Bornette, G., Darrozes, J., Delmotte, S., Francis, R. A., Gurnell, A. M., Julien, F., Naiman, R., and Steiger, J.: Feedbacks between geomorphology and biota controlling Earth surface processes and landforms: A review of foundation concepts and current understandings, *Earth-Sci. Rev.*, 106, 307-331, 10.1016/j.earscirev.2011.03.002, 2011.

- Cornelis, J.-T., Ranger, J., Iserentant, A., and Delvaux, B.: Tree species impact the terrestrial cycle of silicon through various uptakes, *Biogeochemistry*, 97, 231-245, doi: 210.1007/s10533-10009-19369-x, 2009.
- 5 Cox, N. J.: On the relationship between bedrock lowering and regolith thickness, *Earth Surface Processes*, 5, 271-274, 1980.
- Dawson, T. E., and Ehleringer, J. R.: Streamside trees that do not use stream water, *Nature*, 350, 335-337, 1991.
- Dawson, T. E., and Pate, J. S.: Seasonal water uptake and movement in root systems of Australian phraeatophytic plants of dimorphic root morphology: A stable isotope investigation, *Oecologia*, 107, 13-20, 1996.
- 10 Dawson, T. E., Mambelli, S., Plamboeck, A. H., Templer, P. H., and Tu, K. P.: Stable isotopes in plant ecology, *Annual Reviews of Ecol. Systems*, 33, 507-559, doi:510.1146/annurev.ecolsys.1133.020602.065451, 2002.
- 15 Deveau, A., Plett, J. M., Legue, V., Frey-Klett, P., and Martin, F.: Communication between plant, ectomycorrhizal fungi and helper bacteria, in: *Biocommunication of Fungi*, edited by: Witzany, G., Springer, Dordrecht, 229-247, 2012.
- 20 Dietrich, W. E., and Perron, J. T.: The search for a topographic signature of life, *Nature*, 439, 411-418, 2006.
- Dijkstra, F. A., and Smits, M. M.: Tree species effects on calcium cycling: the role of calcium uptake in deep soils, *Ecosystems*, 5, 385-398, doi: 310.1007/s10021-10001-10082-10024, 2002.
- 25 Dokuchaev, V. V.: Russian Chernozem in: *Selected Works of V.V. Dokuchaev*, S. Monson, Jerusalem, 14-419, 1883.
- Duddridge, J. A., Malibari, A., and Read, D. J.: Structure and function of mycorrhizal rhizomorphs with special reference to their role in water transport, *Nature*, 287, 834-836, 10.1038/287834a0, 1980.

Eavis, B. W., Ratliff, L. F., and Taylor, H. M.: Use of the dead-load technique to determine the axial root growth pressure., *Agronomy Journal*, 61, 640-643, 1969.

- 5 Egerton-Warburton, L. M., Graham, R. C., and Hubbert, K. R.: Spatial variability in mycorrhizal hyphae and nutrient and water availability in a soil-weathered bedrock profile, *Plant and Soil*, 249, 331-342, 2003.

Ehleringer, J. R., Phillips, S. L., Schuster, W. S. F., and Sandquist, D. R.: Differential utilization of summer rains by desert plants, *Oecologia*, 88, 430-424, 1991.

10

Eissenstat, D. M., Kucharski, J. M., Zadworny, M., Adams, T. S., and Koide, R. T.: Linking root traits to nutrient foraging in arbuscular mycorrhizal trees in a temperate forest, *New Phytologist* 208: , 114-124, doi: 10.1111/nph.13451, 2015.

15

Estrada-Medina, H., Graham, R. C., Allen, M. F., Jimenez-Osornio, J. J., and Robles-Casolco, S.: The importance of limestone bedrock and dissolution karst features on tree root distribution in northern Yucatan, Mexico, *Plant and Soil*, 362, 37-50, 10.1007/s11104-012-1175-x, 2013.

Evaristo, J., Jasechko, S., and McDonnell, J. J.: Global separation of plant transpiration from groundwater and streamflow, *Nature*, 525, 91-94, 2015.

20

Fimmen, R. L., Richter, D., Vasudevan, D., Williams, M. A., and West, L. T.: Rhizogenic Fe-C redox cycling: A hypothetical biogeochemical mechanism that drives crustal weathering in upland soils, *Biogeochemistry*, 87, 127-141, 2007.

25

Finzi, A. C., Abramoff, R. Z., Spiller, K. S., Brzostek, E. R., Darby, B. A., Kramer, M., and Phillips, R. P.: Rhizosphere processes are quantitatively important components of terrestrial carbon and nutrient cycles, *Global Change Biology*, 21, 2082-2094, 2015.

Fletcher, R. C., Buss, H. L., and Brantley, S. L.: A spheroidal weathering model coupling porewater chemistry to soil thicknesses during steady-state denudation, *Earth and Planetary Science Letters*, 244, 444-457, 2006.

- Furbish, D. J., and Fagherazzi, S.: Stability of creeping soil and implications for hillslope evolution, *Water Resources Research*, 37, 2607-2618, 2001.
- 5 Gabet, E. J., Reichman, O. J., and Seabloom, E. W.: The effects of bioturbation on soil processes and sediment transport, *Annual Review Earth Planetary Science*, 31, 249-273, 2003.
- Gabet, E. J., and Mudd, S. M.: Bedrock erosion by root fracture and tree throw: A coupled biogeomorphic model to explore the humped soil production function and the persistence of hillslope soils, *Journal of Geophysical Research: Earth Surface* (2003-2012), 115, F4, 2010.
- 10 Gaines, K. P., Stanley, J. W., Meinzer, F. C., McCulloh, K. A., Woodruff, D. R., Chen, W., Adams, T. S., Lin, H., and Eissenstat, D. M.: Reliance on shallow soil water in a mixed-hardwood forest in central Pennsylvania, *Tree Physiology*, 36, 444-458, 10.1093/treephys/tpv113, 2016.
- 15 Gaj, M., Kaufhold, S., and McDonnell, J. J.: Potential limitation of cryogenic vacuum extractions and spiked experiments, *Rapid Commun. Mass Spectrom.*, doi:10.1002/rcm.7850, 2017.
- Gale, M. R., and Grigal, D. F.: Vertical root distributions of northern tree species in relation to successional status, *Canadian Journal of Forest Resources*, 17, 829-834, 1987.
- 20 George, E., Haussler, K.-U., Vetterlein, D., Gorgus, E., and Marschner, H.: Water and nutrient translocation by hyphae of *Glomus mosseae*, *Canadian Journal of Botany*, 70, 2130-2137, 1992.
- Ghestem, M., Sidle, R. C., and Stokes, A.: The influence of plant root systems on subsurface flow: implications for slope stability, *BioScience*, 61, 869-879, 2011.
- 25 Gill, W. R., and Bolt, G. H.: Pferrer's studies of the root growth pressures exerted by plants, *Agronomy Journal*, 47, 166-168, 10.2134/agronj1955.00021962004700040004x, 1955.

- Godderis, Y., and Brantley, S. L.: Earthcasting the future Critical Zone, *Elementa*, 1, doi:10.12952/journal.elementa.000019, 2014.
- Godsey, S. E., Kirchner, J. W., and Clow, D. W.: Concentration-discharge relationships reflect chemostatic characteristics of US catchments, *Hydrological Processes*, 23, 1844-1864, doi:10.1002/hyp.7315, 2009.
- Good, S. P., Noone, D., and Bowen, G.: Hydrologic connectivity constrains partitioning of global terrestrial water fluxes, *Science*, 349, 175-177, 2015.
- Graham, R. C., Rossi, A. M., and Hubbert, K. R.: Rock to regolith conversion: Producing hospitable substrates for terrestrial ecosystems, *GSA Today*, 20, 4-9, 2010.
- Grantham, M. C., Dove, P. M., and DiChristina, T. J.: Microbially catalyzed dissolution of iron and aluminum oxyhydroxide mineral surface coatings, *Geochimica et Cosmochimica Acta*, 61, 4467-4477, 1997.
- Green, M. B., Bailey, A. S., Bailey, S. W., Battles, J. J., Campbell, J. L., Driscoll, C. T., Fahey, T. J., Lepine, L. C., Likens, G. E., Ollinger, S. V., and Schaberg, P. G.: Decreased water flowing from a forest amended with calcium silicate, *Proceedings of the National Academy of Sciences of the United States of America*, 110, 5999-6003, 10.1073/pnas.1302445110, 2013.
- Green, S., and Clothier, B.: The root zone dynamics of water uptake by a mature apple tree, *Plant and Soil* 206, 61-77, 1999.
- Gregory, P. J.: Roots, rhizosphere and soil: the route to a better understanding of soil science, *European Journal of Soil Science*, 57, 11, 10.1111/j.1365-2389.2005.00778.x, 2006.
- Hahm, W. J., Riebe, C. S., Lukens, C. E., and Araki, S.: Bedrock composition regulates mountain ecosystems and landscape evolution, *Proceedings of the National Academy of Sciences*, 111, 3338-3343, 10.1073/pnas.1315667111, 2014.

- Hartmann, A., Rothballer, M., and Schmid, M.: Lorenz Hiltner, a pioneer in rhizosphere microbial ecology and soil bacteriology research, *Plant Soil*, 312, 7-14, 2008.
- Hasenmueller, E. A., Gu, X., Weitzman, J. N., Adams, T. S., Stinchcomb, G. E., Eissenstat, D. M., Drohan, P. J., Brantley, S. L., and
5 Kaye, J. P.: Weathering of rock to regolith: The activity of deep roots in bedrock fractures, *Geoderma*, 300, 11-31,
10.1016/j.geoderma.2017.03.020, 2017.
- Hasselquist, N. J., Allen, M. F., and Santiago, L. S.: Water relations of evergreen and drought-deciduous trees along a seasonally dry
tropical forest chronosequence, *Oecologia*, 164, 881-890, 10.1007/s00442-010-1725-y, 2010.
- 10 Heimsath, A. M., Dietrich, W. E., Nishiizumi, K., and Finkel, R. C.: The soil production function and landscape equilibrium, *Nature*, 388,
358-361, 1997.
- Heimsath, A. M., Dietrich, W. E., Nishiizumi, K., and Finkel, R. C.: Stochastic processes of soil production and transport: erosion rates,
15 topographic variation and cosmogenic nuclides in the Oregon Coast Range, *Earth Surface Processes and Landforms*, 26, 531-552, 2001.
- Heimsath, A. M., Furbish, D. J., and Dietrich, W. E.: The illusion of diffusion: Field evidence for depth dependent sediment transport,
Geology, 33, 949-952, 2005.
- 20 Heimsath, A. M., Chappell, J., and Fifield, K.: *Eroding Australia: rates and processes from Bega Valley to Arnhem Land*, Geological
Society, Special Publications, London, 2010.
- Hellmers, H., Horton, J. S., Juhren, G., and O'Keefe, J.: Root systems of some chaparral plants in Southern California. , *Ecology*, 36, 667-
678, 1955.
- 25 Hemwall, J. B.: The fixation of phosphorus by soil, *Advances in Agronomy*, 9, 95-112, 1957.

- Herndon, E. M., Dere, A. L., Sullivan, P. L., Norris, D., Reynolds, B., and Brantley, S. L.: Landscape heterogeneity drives contrasting concentration-discharge relationships in shale headwater catchments, *Hydrol. Earth Syst. Sci.*, 19, 3333-3347, doi:3310.5194/hess-3319-3333-2015, 10.5194/hessd-12-213-2015, 2015.
- 5 Hiltner, L.: Ueber neuere Erfahrungen und Probleme auf dem Gebiete der Bodenbakteriologie und unter besonderer Berücksichtigung der Grundung und Brache. *Arb. Deut. Landw., Gesell*, 98, 59-78, 1904.
- Hiscock, K. M., George, M. A., and Dennis, P. F.: Stable isotope evidence for hydrogeological characteristics of clay-rich till in northern East Anglia, *Quarterly J. of Engineering Geology and Hydrogeology* 44, 173-189, 2011.
- 10 Hoffman, B. S. S., and Anderson, R. S.: Tree root mounds and their role in transporting soil on forested landscapes, *Earth Surface Processes and Landforms*, 39, 711-722, 10.1002/esp.3470, 2014.
- Holdo, R. M.: Revisiting the two-layer hypothesis: coexistence of alternative functional rooting strategies in Savannas, *PLoS One*, 8, 10.1371/journal.pone.0069625, 2013.
- 15 Hubbert, K. R., Graham, R. C., and Anderson, M. A.: Soil and weathered bedrock: components of a Jeffrey pine plantation substrate, *Soil Science Society of America Journal* 65, 1255-1262, 10.2136/sssaj2001.6541255x, 2001.
- 20 Hubbert, K. R., Beyers, J. L., and Graham, R. C.: Roles of weathered bedrock and soil in seasonal water relations of *Pinus Jeffreyi* and *Arctostaphylos patula*, *Canadian Journal of Forest Resources*, 31, 10, 10.1139/cjfr-31-11-1947, 2001a.
- Jackson, G., and Sheldon, J.: The vegetation of magnesian limestone cliffs at MarklandGrips Near Sheffield, *Journal of Ecology*, 37, 38-50, 1949.
- 25 Jackson, R. B., Moore, L. A., Hoffmann, W. A., Pockman, W. T., and Linder, C. R.: Ecosystem rooting depth determined with caves and DNA, *Proceedings of the National Academy of Sciences*, 96, 11387-11392, 1999.

- James, A. L., and Roulet, N. T.: Investigating Hydrologic Connectivity and Its Association With Threshold Change in Runoff Response in a Temperate Forested Watershed, *Hydrological Processes*, 21, 3391-3408, 10.1002/hyp.6554, 2007.
- 5 Jasechko, S., Sharp, Z. D., Gibson, J. J., Birks, S. J., Yi, Y., and Fawcett, P.: Terrestrial water fluxes dominated by transpiration, *Nature*, 496, 347-350, 10.1038/nature11983, 2013.
- Jin, L., Ravello, R., Ketchum, B., Bierman, P. R., Heaney, P., White, T., and Brantley, S. L.: Mineral weathering and elemental transport during hillslope evolution at the Susquehanna/Shale Hills Critical Zone Observatory, *Geochimica et Cosmochimica Acta*, 74, 3669-3691, 2010.
- 10 Jobbagy, E. G., and Jackson, R. B.: The uplift of soil nutrients by plants: Biogeochemical consequences across scales, *Ecology*, 85, 2380-2389, 2004.
- Johnson, J. E., Hamann, L. M. S., Dettman, D. L., Kim-Hak, D., Leavitt, S. W., Monson, R. K., and Papuga, S. A.: Performance of 15 induction module-cavity ring-down spectroscopy (IM-CRDS) for measuring $\delta^{18}\text{O}$ and $\delta^2\text{H}$ values of soil, stem, and leaf waters, *Rapid Communications in Mass Spectrometry*, 31, 547-560, 2017.
- Johnson, M. S., and Lehmann, J.: Double-funneling of trees: Stemflow and root-induced preferential flow, *Ecoscience*, 13, 324-333, 2006.
- 20 Keenan, T. F., Hollinger, D. Y., Bohrer, G., Dragoni, D., Munger, J. W., Schmid, H. P., and Richardson, A. D.: Increase in forest water-use efficiency as atmospheric carbon dioxide concentrations rise, *Nature*, 499, 324-+, 10.1038/nature12291, 2013.
- Keller, C. K., White, T. M., O'Brien, R., and Smith, J. L.: Soil CO_2 dynamics and fluxes as affected by tree harvest in an experimental sand ecosystem, *Journal of Geophysical Research*, 111, 1-10, doi:10.1029/2005JG000157, doi:10.1029/2005JG000157, 2006.
- 25 Kelly, E. F., Chadwick, O. A., and Hilinski, T. E.: The effect of plants on mineral weathering, *Biogeochemistry*, 42, 21-53, 1998.

- Khomo, L., Bern, C. R., Hartshorn, A. R., Rogers, K. H., and Chadwick, O. A.: Chemical transfers along slowly eroding catenas on granitic cratons in southern Africa, *Geoderma*, 192-203, 2013.
- 5 Kleber, M., Sollins, P., and Sutton, R.: A conceptual model of organo-mineral interactions in soils: Self-assembly of organic molecular fragments into zonal structures on mineral surfaces, *Biogeochemistry*, 85, 9-24, 2007.
- Kochenderfer, J.: Root distribution under some forest types native to West Virginia, *Ecology*, 54, 445-448, 1973.
- Koide, R. T.: Physiology of the Mycorrhizal Plant, in: *Advances in Plant Pathology*, edited by: Tommerup, I. C., Academic Press, New York, 33-54, 1993.
- 10 Kothari, S. K., Marschner, H., and George, E.: Effect of VA mycorrhizal fungi and rhizosphere microorganisms on root and shoot morphology, growth and water relations in maize, *New Phytologist*, 116, 303-311, 1990.
- 15 Kramer, P. J., and Boyer, J. S.: *Water Relations of Plants and Soils*, Academic Press, Inc., 1995.
- Kurc, S. A., and Small, E. E.: Soil moisture variations and ecosystem-scale fluxes of water and carbon in semiarid grassland and shrubland, *Water Resources Research*, 43, 13, 2007.
- 20 Kurc, S. A., and Benton, L. M.: Digital image-derived greenness links deep soil moisture to carbon uptake in a creosotebush-dominated shrubland, *Journal of Arid Environments*, 74, 585-594, 2010.
- Larsen, L. G., Choi, J., Nungesser, M. K., and Harvey, J. W.: Directional connectivity in hydrology and ecology, *Ecological Applications*, 22, 2204-2220, 10.1890/11-1948.1, 2012.
- 25 Leake, J. R., Johnson, D., Donnelly, D., Muckle, G. E., Boddy, L., and Read, D. J.: Networks of power and influence: The role of mycorrhizal mycelium in controlling plant communities and agro-ecosystem functioning, *Canadian Journal of Botany*, 82, 1016-1045, 2004.

- Leake, J. R., Duran, A. L., Hardy, K. E., Johnson, I., Beerling, D. J., Banwart, S. A., and Smits, M. M.: Biological weathering in soil: The role of symbiotic root-associated fungi biosensing minerals and directing photosynthate-energy into grain-scale mineral weathering, *Mineral Magazine*, 72, 85-89, 2008.
- 5 Lebedeva, M. I., Fletcher, R. C., Balashov, V. N., and Brantley, S. L.: A reactive diffusion model describing transformation of bedrock to saprolite, *Chemical Geology*, 244, 624-645, 2007.
- Lehto, T., and Zwiazek, J. J.: Ectomycorrhizas and water relations of trees: a review, *Mycorrhiza*, 21, 21, 10.1007/s00572-010-0348-9, 10 2011.
- Lewis, D. C., and Burgoyne, R. H.: The relationship between oak tree roots and groundwater in fractured rock as determined by tritium tracing, *Journal of Geophysical Research*, 69, 2579-2588, 10.1029/JZ069i012p02579, 1964.
- 15 Lichtner, P. C.: The quasi-stationary state approximation to coupled mass transport and fluid-rock interaction in a porous medium, *Geochimica et Cosmochimica Acta*, 52, 143-165, 1988.
- Lin, G., McCormack, M. L., Ma, C., and Guo, D.: Similar below-ground carbon cycling dynamics but contrasting modes of nitrogen cycling between arbuscular mycorrhizal and ectomycorrhizal forests., *New Phytologist*, 213, 1440-1451, doi:10.1111/nph.14206, 2017.
- 20 Lonsdale, W. M.: The self-thinning rule: dead or alive?, *Ecology*, 71, 1373-1388, 1990.
- Lutz, H. J., and Griswold, F. S.: The influence of tree roots on soil morphology, *Am. J. Sci.*, 237, 389-400, 1939.
- 25 Maeght, J.-L., Rewald, B., and Pierret, A.: How to study deep roots-and why it matters, *Frontiers in Plant Science*, 4, 299, 2013.
- Maher, K., Steefel, C. I., White, A. F., and Stonestrom, D. A.: The role of reaction affinity and secondary minerals in regulating chemical weathering rates at the Santa Cruz soil chronosequence, California, *Geochimica et Cosmochimica Acta*, 73, 2804-2831, 2009.

- Marschner, H.: Marschner's mineral nutrition of higher plants, edited by: Marschner, P., Academic Press, 2011.
- Marshall, J. A., and Roering, J. J.: Diagenetic variation in the Oregon Coast Range: Implications for rock strength, soil production, hillslope form, and landscape evolution, *Journal of Geophysical Research: Earth Surface* 119, 1395-1417, 2014.
- McCormack, M. L., Dickie, I. A., Eissenstat, D. M., Fahey, T. J., Fernandez, C. W., Guo, D., Helmisaari, H.-S., Hobbie, E. A., Iversen, C. M., Jackson, R. B., Leppalammi-Kujansuu, J., Norby, R. J., Phillips, R. P., Pregitzer, K. S., Pritchard, S. G., Rewald, B., and Zadworny, M.: Redefining fine roots improves understanding of belowground contributions to terrestrial biosphere processes, *New Phytologist*, 207, 505-518, 2015.
- McCulley, R. L., Jobbagy, E. G., Pockman, W. T., and Jackson, R. B.: Nutrient uptake as a contributing explanation for deep rooting in arid and semi-arid ecosystems, *Oecologia*, 141, 620-628, 2004.
- McCully, M.: How do real roots work?, *Plant Physiology*, 109, 1-6, 10.1104/pp.109.1.1, 1995.
- McDonnell, J. J.: The two water worlds hypothesis: ecohydrological separation of water between streams and trees? , *WIREs Water* 1, 323-329, doi:310.1002/wat1002.1027, 2014.
- McGahan, D. G., Southard, R. J., and Zasoski, R. J.: Rhizosphere effects on soil solution composition and mineral stability, *Geoderma*, 226, 340-347, 2014.
- McNear, J., D. H.: The rhizosphere-roots, soil and everything in between, *The Nature Education: Knowledge Project*, 4, 1, 2013.
- McNickle, G. G., and Dybzinski, R.: Game theory and plant ecology, *Ecology Letters*, 16, 545-555, 2013.
- Meinzer, F. C., Woodruff, D. R., Marias, D. E., Smith, D. D., McCulloh, K. A., Howard, A. R., and Magedman, A. L.: Mapping 'hydroscales' along the iso-to anisohydric continuum of stomatal regulation of plant water status, *Ecology Letters*, 19, 1343-1352, 2016.

- Miller, D. J., and Dunne, T.: Topographic perturbations of regional stresses and consequent bedrock fracturing, *Journal of Geophysical Research*, 101, 25523-25536, 10.1029/96JB02531, 1996.
- 5 Minasny, B., McBratney, A. B., and Salvador-Blanes, S.: Quantitative models for pedogenesis - A review, *Geoderma*, 144, 140-157, 2008.
- Misra, R. K., Dexter, A. R., and Alston, A. M.: Maximum axial and radial growth pressures of plant roots, *Plant and Soil*, 95, 315-326, 10.1007/BF02374612, 1986.
- 10 Moulton, K. K., West, J., and Berner, R. A.: Solute flux and mineral mass balance approaches to the quantification of plant effects on silicate weathering, *Am. J. Sci.*, 300, 539-570, 2000.
- Murphy, B. P., Johnson, J. P. L., Gasparini, N. M., and Sklar, L. S.: Chemical weathering as a mechanism for the climatic control of bedrock river incision, *Nature*, 532, 223-227, 10.1038/nature17449, 2016.
- 15 Newman, B. D., Wilcox, B. P., and Graham, R. C.: Snowmelt-driven macropore flow and soil saturation in a semiarid forest, *Hydrological Processes*, 18, 1035-1042, 2004.
- Nicoll, B. C., Berthier, S., Achim, A., Gouskou, K., Danjon, F., and van Beek, L. P. H.: The architecture of *Picea sitchensis* structural root systems on horizontal and sloping terrain, *Trees*, 20, 701-712, 10.1007/s00468-006-0085-z, 2006.
- 20 Nie, Y., Chen, H., Wang, K., and Yang, J.: Water source utilization by woody plants growing on dolomite outcrops and nearby soils during dry seasons in karst region of Southwest China, *Journal of Hydrology*, 264-274, 10.1016/j.jhydrol.2011.12.011, 2012.
- 25 Nippert, J. B., and Knapp, A. K.: Linking water uptake with rooting patterns in grassland species, *Oecologia*, 153, 261-272, 2007.
- Norman, S. A., Schaetzl, R. J., and Small, T. W.: Effects of slope angle on mass movement by tree uprooting, *Geomorphology*, 14, 19-27, 1995.

- Oerter, E., Finstad, K., Schaefer, J., Goldsmith, G. R., and Dawson, T. E. A., R.: Oxygen isotope fractionation effects in soil water via interaction with cations (Mg, Ca, K, Na) adsorbed to phyllosilicate clay minerals, *Journal of Hydrology*, 515, 1-9, 2014.
- 5 Okin, G. S., Mahowald, N., Chadwick, O. A., and Artaxo, P.: Impact of desert dust on the biogeochemistry of phosphorus in terrestrial ecosystems, *Global Biogeochemical Cycles*, 18, GB2005, 10.1029/2003GB002145, 2004.
- Oliveira, R. S., Dawson, T. E., Burgess, S. S. O., and Nepstad, D. C.: Hydraulic redistribution in three Amazonian trees, *Oecologia*, 145, 354-363, 10.1007/s00442-005-0108-2, 2005.
- 10 Ollier, C.: *Weathering*, Longman, London, 270 pp., 1984.
- Orlowski, N., Breuer, L., and McDonnell, J. J.: Critical issues with cryogenic extraction of soil water for stable isotope analysis, *Ecohydrology*, 9, 1–5, doi:10.1002/eco.1722, 2016a.
- 15 Orlowski, N., Pratt, D. L., and McDonnell, J. J.: Intercomparison of soil pore water extraction methods for stable isotope analysis, *Hydrologic Processes*, 30, 3434–3449, doi:10.1002/hyp.10870, 2016b.
- Oshun, J., Dietrich, W. E., Dawson, T. E., and Fung, I.: Dynamic, structured heterogeneity of water isotopes inside hillslopes, *Water Resources Research*, 52, 164-189, 10.1002/2015WR017485, 2016.
- 20 Pate, J. S., Jesche, D., Dawson, T. E., Raphael, C., Hartung, W., and Bowen, B. J.: Growth and seasonal utilization of water and nutrients by *Banksia prionotes*, *Australian Journal of Botany*, 46, 511-532, 1998.
- 25 Pavich, M., Leo, G. W., Obermeier, S. F., and Estabrook, J. R.: Investigations of the characteristics, origin, and residence time of the upland residual mantle of the Piedmont of Fairfax County, Virginia, U.S.G.S. Professional Paper 1352, U.S. Geological Survey, 1-58, 1989.

- Pawlik, L., Phillips, J., and Samonil, P.: Roots, Rock, and Regolith: Biomechanical and Biochemical Weathering by Trees and its Impact on Hillslopes - A Critical Literature Review, *Earth-Sci. Rev.*, 159, 142-159, 10.1016/j.earscirev.2016.06.002, 2016.
- Pett-Ridge, J. C.: Contributions of dust to phosphorus cycling in tropical forests of the Luquillo Mountains, Puerto Rico, *Biogeochemistry*, 5 94, 63-80, 10.1007/s10533-009-9308-x, 2009.
- Philippot, L., Raaijmakers, J. M., Lemanceau, P., and van der Putten, W. H.: Going back to the roots: the microbial ecology of the rhizosphere, *Nature Reviews Microbiology*, 11, 789-799, 2013.
- 10 Phillips, J. D.: Biological energy in landscape evolution, *Am. J. Sci.*, 309, 271-289, 2009.
- Phillips, R. P., Brzostek, E., and Midgley, M. G.: The mycorrhizal-associated nutrient economy: a new framework for predicting carbon-nutrient couplings in temperate forests, *New Phytologist*, 199, 41-51, 2013.
- 15 Phillips, S. L., and Ehleringer, J. R.: Limited uptake of summer precipitation by bigtooth maple (*Acer grandidentatum* Nutt) and Gambel's oak (*Quercus gambelii* Nutt), *Trees*, 9, 214-219, 1995.
- Plamboeck, A. H., Dawson, T. E., Egerton-Warburton, L. M., North, M., Bruns, T. D., and Querejeta, J. I.: Water transfer via ectomycorrhizal fungal hyphae to conifer seedlings, *Mycorrhiza*, 17, 439-447, 10.1007/s00572-0119-4, 2007.
- 20 Poot, P., Hopper, S. D., and van Diggelen, J. M. H.: Exploring rock fissures: does a specialized root morphology explain endemism on granite outcrops?, *Annals of Botany*, 110, 291-300, 10.1093/aob/mcr322, 2012.
- Porder, S., Vitousek, P. M., Chadwick, O. A., Chamberlain, C. P., and Hilley, G. E.: Uplift, erosion, and phosphorus limitation in 25 terrestrial ecosystems, *Ecosystems*, 10, 159-171, 2007.
- Porder, S., and Chadwick, O. A.: Climate and soil-age constraints on nutrient uplift and retention by plants, *Ecology*, 90, 623-636, 2009.

- Prosser, I. P., Dietrich, W. E., and Stevenson, J.: Flow resistance and sediment transport by concentrated overland flow in a grassland valley, *Geomorphology*, 13, 71–86, 1995.
- Read, D.: Mycorrhizal fungi: the ties that bind, *Nature*, 388, 517-518, 1997.
- 5
- Reed, S. C., Townsend, A. R., Taylor, P. G., and Cleveland, C. C.: Phosphorus cycling in tropical forests growing on highly weathered soils, in: *Phosphorus in Action*, Springer-Verlag, Berlin Heidelberg, 339-369, 2011.
- Reinhardt, K., Castanha, C., Germino, M. J., and Kueppers, L. M.: Ecophysiological variation in two provenances of *Pinus flexilis* seedlings across an elevation gradient from forest to alpine, *Tree Physiology*, 31, 615-625, 10.1093/treephys/tpr055, 2011.
- 10
- Reneau, S. L., and Dietrich, W. E.: Erosion rates in the Southern Oregon Coast Range: Evidence for an equilibrium between hillslope erosion and sediment yield *Earth Surface Processes and Landforms*, 16, 307-322, 1991.
- Retallack, G. J.: Early forest soils and their role in Devonian global change, *Science*, 276, 583-585, 10.1126/science.276.5312.583, 1997.
- 15
- Roering, J. J., Marshall, J., Booth, A. M., Mort, M., and Jin, Q.: Evidence for biotic controls on topography and soil production, *Earth and Planetary Science Letters*, 298, 183-190, 2010.
- Rose, K. L., Graham, R. C., and Parker, D. R.: Water source utilization by *Pinus jeffreyi* and *Arctostaphylos patula* on thin soils over bedrock, *Oecologia*, 134, 46-54, 2003.
- 20
- Rosling, A., Landeweert, R., Lindahl, B. D., Larsson, K. H., Kuyper, T. W., Taylor, A. F. S., and Finlay, R. D.: Vertical distribution of ectomycorrhizal fungal taxa in a podzol soil profile, *New Phytologist*, 159, 775-783, 10.1046/j.1469-8137.2003.00829.x, 2003.
- 25
- Schaetzl, R. J., Burns, S. F., Small, T. W., and Johnson, D. L.: Tree uprooting: Review of types and patterns of soil disturbance, *Physical Geography*, 11, 277-291, 1990.

- Schaetzl, R. J., and Follmer, L. R.: Longevity of treethrow microtopography: implications for mass wasting, *Geomorphology*, 3, 113-123, 1990.
- 5 Schenk, H. J., and Jackson, R. B.: Rooting depths, lateral root spreads and below-ground/above-ground allometries of plants in water-limited ecosystems, *Journal of Ecology*, 90, 480-494, 10.1046/j.1365-2745.2002.00682.x, 2002a.
- Schenk, H. J., and Jackson, R. B.: The Global Biogeography of Roots, *Ecological Monographs*, 72, 311-328, 10.1890/0012-9615(2002)072[0311:TGBOR]2.0.CO;2, 2002b.
- 10 Schenk, H. J., and Jackson, R. B.: Mapping the global distribution of deep roots in relation to climate and soil characteristics, *Geoderma*, 126, 129-140, 10.1016/j.geoderma.2004.11.018, 2005.
- Schenk, H. J.: Soil depth, plant rooting strategies, and species' niches, *New Phytologist*, 178, 223-225, 10.1111/j.1469-8137.2008.02427.x, 2008.
- 15 Schmidt, K. M., Roering, J. J., Stock, J. D., Dietrich, W. E., Montgomery, D. R., and Schaub, T.: The variability of root cohesion as an influence on shallow landslide susceptibility in the Oregon Coast Range, *Canadian Geotechnical Journal*, 38, 995-1024, 2001.
- Scholl, D. G.: Soil moisture flux and evaporation determined from soil hydraulic properties in a chaparral stand, *Soil Science Society of America Journal*, 40, 414-418, 1976.
- 20 Schwinning, S.: The water relations of two evergreen tree species in a karst savanna., *Oecologia*, 158, 373-383, doi:10.1007/s00442-00008-01147-00442, 10.1007/s00442-008-1147-2, 2008.
- 25 Schwinning, S.: The ecohydrology of roots in rocks, *Ecohydrology*, 3, 238-245, 10.1002/eco.134, 2010.
- Selby, M. J.: *Hillslope Materials and Processes*, Oxford University Press, Oxford, 480 pp., 1993.

- Silvertown, J., Araya, Y., and Gowing, D.: Hydrological niches in terrestrial plant communities: a review, *Journal of Ecology*, 103(1), 93-108, 2015.
- 5 Sklar, L. S., Riebe, C.S., Marshall, J.A., Genetti, J., Leclere, S., Lukens, C.L. and Mercres, V., . . : The problem of predicting the size distribution of sediment supplied by hillslopes to rivers, *Geomorphology*, 277, 31-49, 2017.
- Smith, L. A., Eissenstat, D. M., and Kaye, M. W.: Variability in aboveground carbon driven by slope aspect and curvature in an eastern deciduous forest, USA, *Canadian Journal of Forest Research*, 47, 149-158, DOI: 110.1139/cjfr-2016-0147, 2017.
- 10 Smith, S. E., and Read, D. J.: *Mycorrhizal Symbiosis*, Academic Press, 800 pp., 2008.
- Smith, S. E., Facelli, E., Pope, S., and Smith, F. A.: Plant performance in stressful environments: interpreting new and established knowledge of the roles of arbuscular mycorrhizas, *Plant and Soil*, 326, 3-20, 10.1007/s11104-009-9981-5, 2010.
- 15 Smits, M. M., Bonneville, S., and Benning, L. G.: Plant-driven weathering of apatite--The role of an ectomycorrhizal fungus, *Geobiology*, 10, 445-456, 2012.
- Snyder, K. A., and Williams, D. G.: Water sources used by riparian trees varies among stream types on the San Pedro River, Arizona, *Agricultural and Forest Meteorology*, 105, 227-240, 10.1016/S0168-1923(00)00193-3, 2000.
- 20 Spence, C., and Phillips, R. W.: Refining understanding of hydrological connectivity in a boreal catchment, *Hydrological Processes*, 29, 3491-3503, 10.1002/hyp.10270, 2015.
- St. Clair, J., Moon, S., Holbrook, S., Perron, J. T., Riebe, C. S., Martel, S., Carr, B., Harman, C., Singha, K., and Richter, D.: Geophysical imaging reveals topographic stress control of bedrock weathering, *Science*, 350, 534-538, doi: 510.1126/science.aab2210, 2015.
- 25 Sternberg, P. D., Anderson, M. A., Graham, R. C., Beyers, J. L., and Tice, K. R.: Root distribution and seasonal water status in weathered granitic bedrock under chaparral, *Geoderma*, 72, 9, 10.1016/0016-7061(96)00019-5, 1996.

- Sterner, R., and Elser, J.: *Ecological Stoichiometry: The Biology of Elements from Molecules to the Biosphere*, Princeton University Press, 584 pp., 2002.
- 5 Stewart, J. B., Moran, C. J., and Wood, J. T.: Macropore sheath: quantification of plant root and soil macropore, *Plant and Soil*, 211, 59-67, 1999.
- Stone, E. L., and Kalisz, P. J.: On the maximum extent of tree roots, *Forest Ecology and Management*, 46, 59-102, 1991.
- 10 Taylor, L. L., Leake, J. R., Quirk, J., Hardy, K., Banwart, S. A., and Beerling, D. J.: Biological weathering and the long-term carbon cycle: Integrating mycorrhizal evolution and function into the current paradigm, *Geobiology*, 7, 171-191, 2009.
- Tromp-van Meerveld, H. J., and McDonnell, J. J.: Threshold relations in subsurface stormflow 1: A 147 storm analysis of the Panola hillslope trench, *Water Resources Research*, 42, W02410, doi:02410.01029/02004WR003778, 2006.
- 15 U.S. National Research Council Committee on Basic Research Opportunities in the Earth Sciences: *Basic Research Opportunities in Earth Science*, National Academy Press, Washington, D.C., 154 pp., 2001.
- van Breemen, N., Finlay, R., Lundstrom, U., Jongmans, A. G., Giesler, R., and Olsson, M.: Mycorrhizal weathering: A true case of
- 20 mineral plant nutrition?, *Biogeochemistry*, 49, 53-67, 2000.
- Van der Heijden, M., Martin, F. M., Selosse, M.-A., and I.R., S.: Mycorrhizal ecology and evolution: the past, the present, and the future, *New Phytologist*, 205, 1406-1423, 2015.
- 25 van Meerveld, H. J., Seibert, J., and Peters, N. E.: Hillslope-riparian-stream connectivity and flow directions at the Panola Mountain Research Watershed, *Hydrological Processes*, 29, 3556-3574, doi: 3510.1002/hyp.10508, 2015.

- van Scholl, L., Hoffland, E., and van Breeman, N.: Organic anion exudation by ectomycorrhizal fungi and *Pinus sylvestris* in response to nutrient deficiencies, *New Phytologist*, 170, 153-163, 2006a.
- 5 van Scholl, L., Smits, M. M., and Hoffland, E.: Ectomycorrhizal weathering of the soil minerals muscovite and hornblende, *New Phytologist*, 171, 805-814, 2006b.
- Van Scholl, L., Kuyper, T. W., Smits, M. M., Landeweert, R., Hoffland, E., and Van Breemen, N.: Rock-eating mycorrhizas: Their role in plant nutrition and biogeochemical cycles, *Plant Soil*, 303, 35-47, 2008.
- 10 Vargas, A. I., Schaffer, B., Yuhong, L., and da Silveira Lobo Sternberg, L.: Testing plant use of mobile vs immobile soil water sources using stable isotope experiments, *New Phytologist*, doi: 10.1111/nph.14616, 2017.
- Venkateshwaran, M., Volkening, J. D., Sussman, M. R., and Ane, J. M.: Symbiosis and the social network of higher plants, *Current Opinion in Plant Biology*, 16, 118-127, 2013.
- 15 Venter, F. J., Scholes, R. J., and Eckhardt, H. C.: The abiotic template and its associated vegetation pattern, in: *The Kruger Experience: Ecology and Management of Savanna Heterogeneity*, edited by: du Toit, J. T., Rogers, K. H., and Biggs, H., Island Press, Washington, DC, 83–129, 2003.
- 20 Vitousek, P. M., Porder, S., Houlton, B. Z., and Chadwick, O. A.: Terrestrial phosphorus limitation: mechanisms, implications, and nitrogen-phosphorus interactions, *Ecological Applications*, 20, 5-15, 2010.
- Walker, C. D., and Richardson, S. B.: The use of stable isotopes of water in characterizing the source of water in vegetation, *Chemical Geology*, 94, 145-158, 1991.
- 25 Wallander, H., and Ekblad, A.: The Importance of Ectomycorrhizal Networks for Nutrient Retention and Carbon Sequestration in Forest Ecosystems, in: *Mycorrhizal Networks*, edited by: Horton, T. R., Springer Netherlands, Dordrecht, 69-90, 2015.

- Walter, H.: Grassland, savanne und busch der arideren teile Afrikas in ihrer ökologischen bedingtheit. , Jahrbucher f €ur wissenschaftliche Botanik, 87, 11, 1939.
- 5 Ward, D., Wiegand, K., and Getzin, S.: Walter's two-layer hypothesis revisited: back to the roots!, *Oecologia*, 172, 617-630, 10.1007/s00442-012-2538-y, 2013.
- Warren, J. M., Brooks, J. R., Meinzer, F. C., and Eberhart, J. L.: Hydraulic redistribution of water from *Pinus ponderosa* trees to seedlings: Evidence for an ectomycorrhizal pathway, *New Phytologist*, 178, 382-394, 2008.
- 10 Washburn, E. W., and Smth, E. R.: The isotope fractionation of water by physiological processes, *Science*, 79, 188-189, 1934.
- Weathers, K. C., Groffman, P. M., VanDolah, E., Bernhardt, E., Grimm, N. B., McMahon, K. A., Schimel, J., Paolisso, M., Baer, S., Brauman, K., and Hinckley, E. S.: *Frontiers in Ecosystem Ecology from a Community Perspective: The Future is Boundless and Bright*, *Ecosystems*, 19, 753-770. DOI: 710.1007/s10021-10016-19967-10020, 2016.
- 15 Weltzin, J. F., and McPherson, G. R.: Spatial and temporal soil moisture resource partitioning by trees and grasses in a temperate savanna, Arizona, USA, *Oecologia*, 112, 156-164, 10.1007/s004420050295, 1997.
- West, N., Kirby, E., Bierman, P. R., Slingerland, R., Ma, L., Rood, D., and Brantley, S. L.: Regolith production and transport at the 20 Susquehanna Shale Hills Critical Zone Observatory: Part 2 - Insights from meteoric ¹⁰Be., *Journal of Geophysical Research - Earth Surface*, 118, 1877-1896, doi: 1810.1002/jgrf.20121, 10.1002/jgrf.20121, 2013.
- White, J. W. C., Cook, E. R., Lawrence, J. R., and Broecker, W. S.: The DH ratios of sap in trees: Implications for water sources and tree ring DH ratios, *Geochimica et Cosmochimica Acta*, 49, 237-246, 10.1016/0016-7037(85)90207-8, 1985.
- 25 Wilkinson, M. T., and Humphreys, G. S.: Exploring pedogenesis via nuclide-based soil production rates and OSL-based bioturbation rates, *Australian Journal of Soil Research*, 43, 767-779, doi: 710.1071/SR04158, 2005.

- Witty, J. H., Graham, R. C., Hubbert, K. R., Doolittle, J. A., and Wald, J. A.: Contributions of water supply from the weathered bedrock zone to forest soil quality, *Geoderma*, 114, 389-400, 10.1016/S0016-7061(03)00051-X, 2003.
- Wu, Y., Guo, L., Cui, X., Chen, J., Cao, X., Lin, H.: Ground-penetrating radar-based automatic reconstruction of three-dimensional coarse
5 root system architecture, *Plant and Soil*, doi 10.1007/s1110-014-2139-0, 2014.
- Wyrick, G. G., and Borchers, J. W.: Hydrologic effects of stress-relief fracturing in an Appalachian valley, United States Geological Survey Water-Supply Paper, 2177, 51, 1981.
- Yoo, K., Weinman, B., Mudd, S. M., Hurst, M., Attal, M., and Maher, K.: Evolution of hillslope soils: The geomorphic theater and the
10 geochemical play, *Applied Geochemistry*, 26, S149-S153, 10.1016/j.apgeochem.2011.03.054, 2011.
- Zadworny, M., and Eissenstat, D. M.: Contrasting the morphology, anatomy and fungal colonization of new pioneer and fibrous roots, *New Phytologist*, 190, 213-221, 2011.
- Zhao, L., Wang, L., Cernusak, L. A., Liu, X., Xiao, H., Zhou, M., and Zhang, S.: Significant difference in hydrogen isotope composition
15 between xylem and tissue water in *Populus Euphratica*, *Plant, Cell, and Environment*, 39, 1848-1857, 2016.
- Zhu, Y., Duan, G., Chen, B., Peng, X., Chen, Z., and Sun, G.: Mineral weathering and element cycling in soil-microorganism-plant
20 system, *Science China Earth Sciences*, 57, 888-896, 2014.
- Zwieniecki, M., and Newton, M.: Root distribution of 12-year-old forests at rocky sites in southwestern Oregon: effects of rock physical
properties, *Canadian Journal of Forest Research*, 24, 1791-1796, 1994.
- Zwieniecki, M. A., and Newton, M.: Roots growing in rock fissures: their morphological adaptation, *Plant and Soil*, 172, 181-187,
25 10.1007/BF00011320, 1995.
- Zwieniecki, M. A., and Newton, M.: Seasonal pattern of water depletion from soil-rock profiles in a Mediterranean climate in
southwestern Oregon, *Canadian Journal of Forest Research*, 26, 1346-1352, 1996.

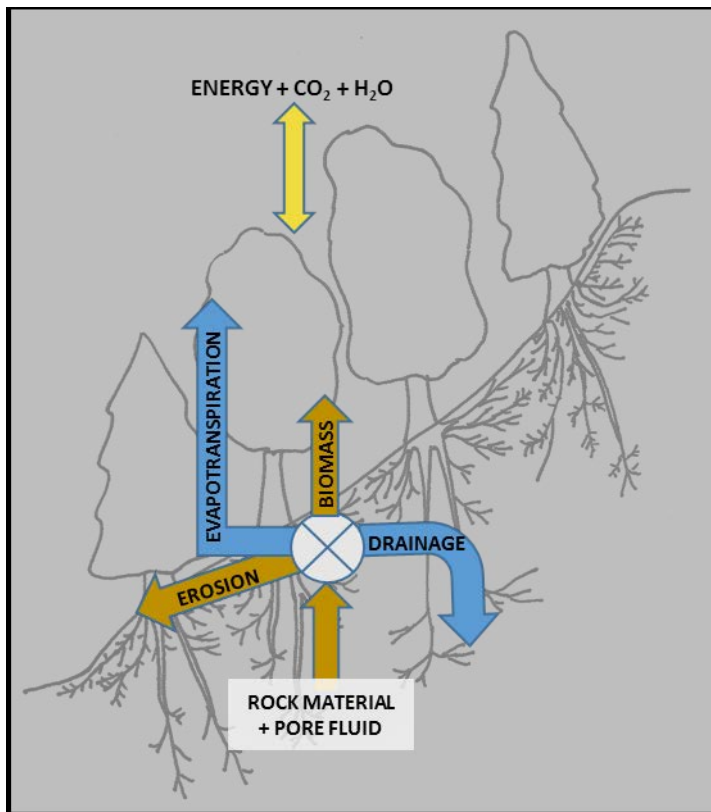


Figure 1: Trees transform energy + CO₂ + H₂O (+nutrients) into biomass at the same time that they affect erosion, weathering, hillslopes, distribution of elements and microbiota in soils, water fluxes, and climate (see text). As energy from the sun radiates on to the earth at about 800 watts m⁻², trees act like powerplants that transform energy (into biomass) and flush water (transpiration).

- 5 A single tree can transpire on the order of 100 kg water day⁻¹. The trees and their roots are shown with the symbol for a valve (⊗) to emphasize that trees act to partition water into the atmosphere (evapotranspiration), into throughfall, into stemflow, and into the subsurface where water can flow downward or laterally along roots and macropores (see text and Table 1). At the same time that water is removed from soil and transpired, tree roots embed themselves in the soil and stabilize its structure. As the tree injects acids and other exudates into the soil, nutrient material is solubilized, taken up into the tree, and then returned to the soil after the leaves fall or the tree dies. Likewise, after dying, tree fall can lift the rock material in the root wad, moving it toward the earth's surface and then downhill. Over much longer timeframes, such bioturbation moves soil downslope. In these ways, trees act as chemical stirring agents that remove nutrients from the rooting depth and return them to the top of the soil and act as mechanical stirrers moving material from depth to the land surface and then downhill.
- 10

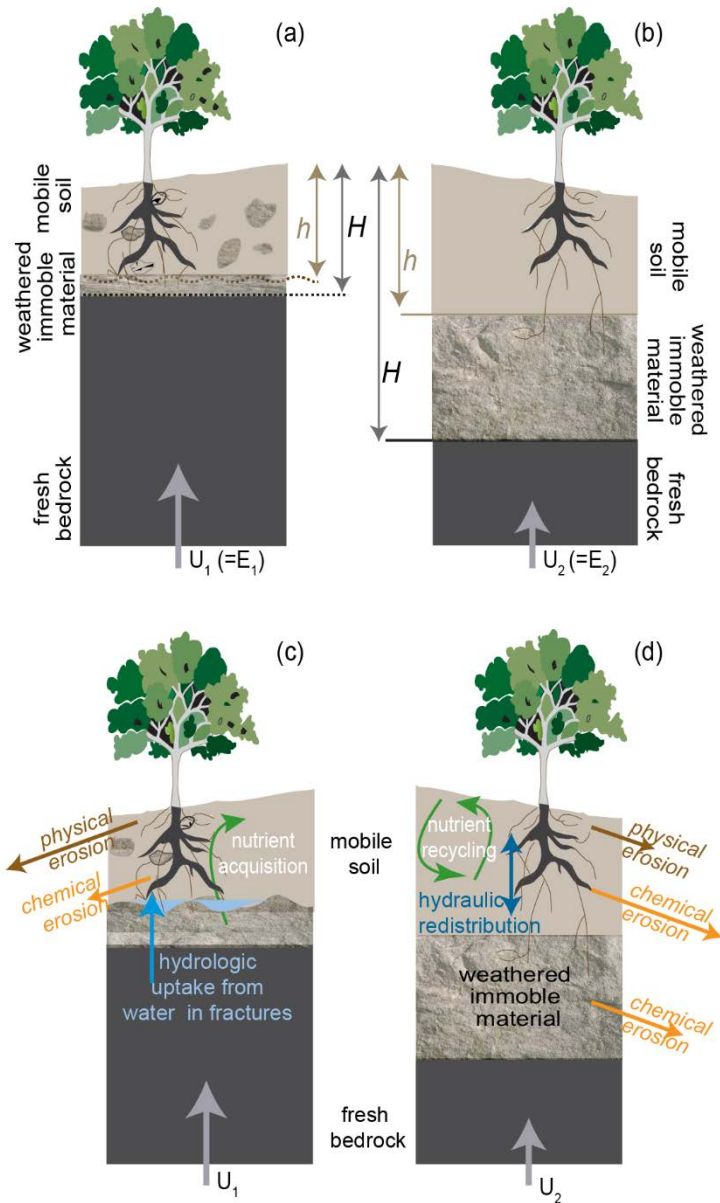


Figure 2. Conceptual model for two end members of steady state forested profiles such that uplift rates (U) equal erosion rates (E): 1) left side (2a and 2c) where trees profoundly influence architecture and plumbing processes in the critical zone ($h \cong H$) and 2) right side (2b and 2d) where trees may amplify or modulate critical zone processes; however, they do not influence the deeper architecture ($h \ll H$). Upper figures emphasize architectural differences whereas lower figures describe differences in processes and erosion rates. We posit that the ratio of the thickness of the mobile layer (h) to that of the entire layer of weathered material (H) -- both immobile and mobile -- is set by the balance between erosion and weathering processes. When U and E are rapid (i.e., $U_1 > U_2$; $E_1 > E_2$), tree roots not only set the boundary between the mobile and immobile layers, but through growth and turnover can impart a ‘wavy’ boundary, and can inject detached fresh rock and mineral material in a range of sizes into the mobile soil layer by wind sway, growth-driven root actions, and tree throw (2a). This contrasts with a slower uplift and erosion rate (e.g. U_2) where roots are predominantly contained within the mobile soil layer, the interface between immobile and mobile material is generally less wavy, and grains of material injected from below into the mobile soil are generally finer and more weathered than in a fast-eroding setting (Fig. 2b). When the h/H ratio $\cong 1$, physical erosion likely dominates over chemical erosion, both of which are restricted essentially

to h . In this regime, root fungi acquire nutrients from both recently detached grains in the mobile layer and, to a lesser extent, from fresh bedrock (2c). In contrast when $h \ll H$, chemical erosion dominates in both the mobile and immobile layers and root fungi are restricted mainly to merely recycling material within the mobile soil layer, with only a small influx of nutrients from the much lower density of roots extending into the deeper immobile material below (2d). The difference in architecture potentially influences subsurface hydrologic routing and storage: when $h \cong H$, the wavy interface at the boundary of mobile and immobile material promotes opportunities for “fill and spill” (water ponded in depressions as shown in blue), while fractures store water that is accessible for root uptake. In contrast, when h exceeds the depth of penetration of most tree roots as in (2d), the architecture may not promote opportunities for “fill and spill” nor for water in fresh bedrock to be an important as a source for trees. While hydraulic redistribution could happen in both end members, we show it in (2d) to emphasize that most roots in this end member do not access fracture-held water in fresh bedrock.

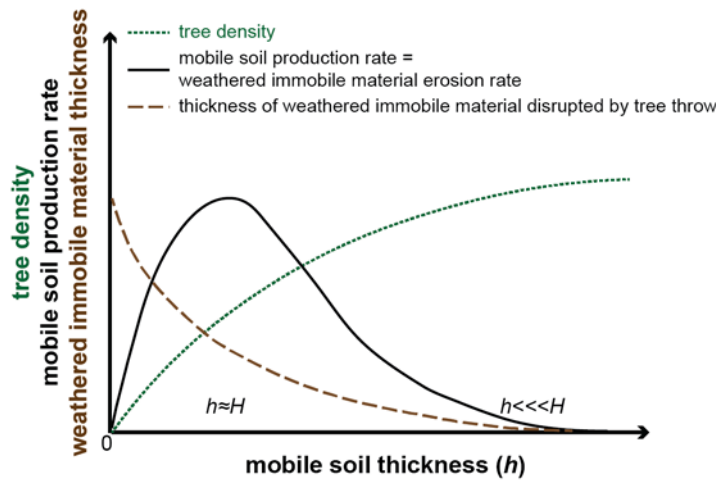


Figure 3. Conceptual relationship proposed by Gabet and Mudd (2010) showing i) tree density (green dotted line), ii) production rate of mobile soil (black line), and iii) thickness of weathered immobile material that is disrupted by tree throw (brown dashed line), all plotted as a function of the mobile soil thickness. As shown, the tree density and the thickness of weathered immobile material disrupted by tree throw events are thought to vary with thickness of the mobile soil (h). With increasing soil thickness, the tree density increases while the thickness of immobile material disturbed during tree turnover decreases. Over geomorphic timescales, the mobile soil production rate is inferred here to equal the product of tree density times thickness of bedrock disrupted by each tree throw times tree throw frequency (not shown). In a steady state landscape, this mobile soil production rate is equivalent to the weathered immobile material erosion rate. The rate first increases and then decreases because thin soils support too few trees to create mobile soil from immobile material at a significant rate but thick soils insulate underlying immobile material from significant root disturbance. We hypothesize that maximum soil production by tree throw occurs when the thickness of mobile soil (h) \approx thickness of all weathered material (H).

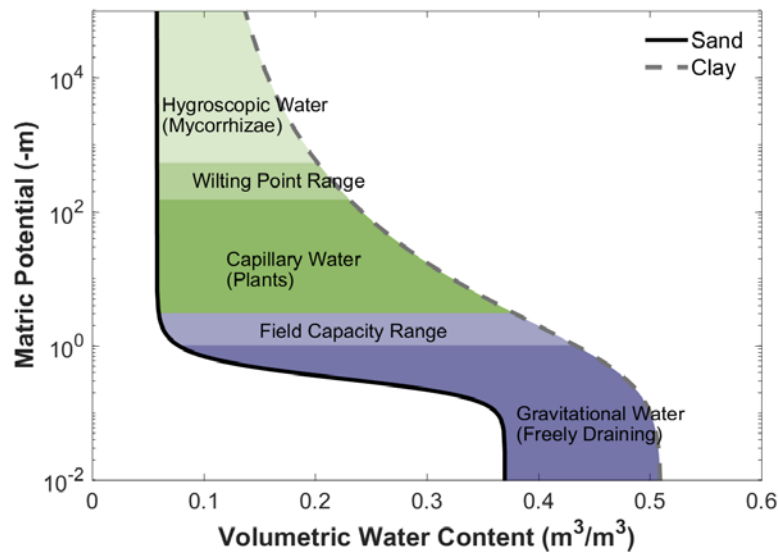


Figure 4. Water available to streams, trees, and mycorrhizae may come from pores that drain under different tensions. Only water that is freely draining will contribute to streamflow whereas matrix waters, held at tension in soils or rock, will not. Matrix waters include capillary waters available to plants, and hygroscopic waters that are held at tensions beyond the wilting point (and thus unavailable to) agronomic plants. Such waters may be available to mycorrhizal fungi (see hypothesis 8). More energy is required to acquire water that is held under higher tensions, so we hypothesize that plants will use water that is most energetically favorable (hypothesis 5).

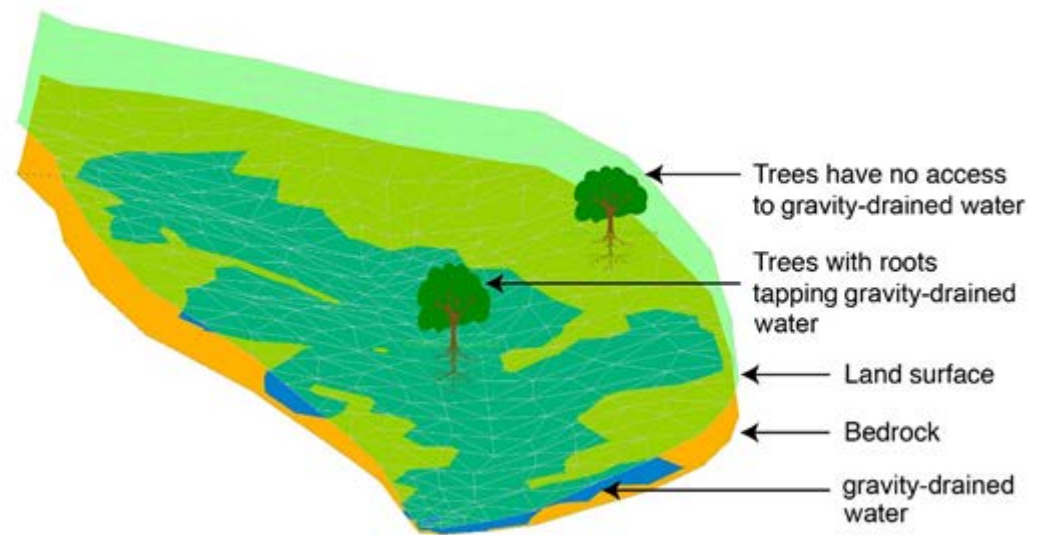


Figure 5. A schematic diagram showing how connectivity of a landscape might affect the distribution of water that is drained by gravity or held in the matrix. Gravity-drained water enters as rainfall, drains vertically through the unsaturated zone to the groundwater, and leaves the watershed. Under this scenario, roots of trees high in the catchment do not access this water (except ephemerally during drainage), and instead may rely predominantly on matrix water. These trees may not have roots that reach the groundwater because of the thickness of the unsaturated zone and weathered material high in the landscape. By contrast, roots of trees in the channel or swales may access gravity-drained and matrix water as well as the bedrock interface and groundwater. This diagram emphasizes that trees high in the watershed may not interact with the stream because of low connectivity. In contrast to this conceptual picture, many watersheds may have intermittent connectivity between trees high in the catchment and the stream because of transient saturation at the bottom of the rooting zone or at the interface of mobile soil and the underlying weathered immobile material. Such transient perched water tables may allow down-hillslope flow of water from the ridgetops to the stream, providing intermittent connectivity (see hypothesis 9).

Table I. Nomenclature

<i>Name of layer</i>	<i>Description of earth material in layer</i>	<i>Description of trees in the layer</i>
<i>Fresh bedrock</i>	Parent material that has not been affected by surface processes (R layer in soil sciences or protolith in geology). Fresh bedrock is unweathered and typically underlies weathered immobile material.	No tree material present
<i>Weathered immobile material (thickness = $H-h$)</i>	Material commonly denoted as C layer in the soil sciences which has been chemically altered but manifests the fabric of the fresh bedrock. The extent and distribution of weathering is influenced by fractures and other structural properties of bedrock. This zone can contain weathered rock, saprolite, and/or saprock. Overlies fresh bedrock.	This zone contains tree roots, which may enhance physical and chemical weathering through root expansion, mineral acquisition including that of mycorrhizal fungi and uptake or release of water.
<i>Mobile soil or colluvium (layer defined to have thickness h)</i>	Mixed, disrupted or churned material which contains mineral and organic constituents. Mobile soil reflects displacement from the original bedrock fabric (but not necessarily significant transport) via detachment, mixing, or larger-scale transport (e.g. via ice lens growth, gopher burrowing or tree throw) such that the fabric of the original bedrock is no longer intact, and the material is available for transport. This contrasts with H , which is the depth that encompasses both immobile and mobile weathered material.	This zone, which contains most of the tree roots, is the zone most chemically influenced by trees. Woody roots (including tap roots when present) typically can reach below this zone.
<i>Type of water</i>	<i>Description of water</i>	<i>Other terms used</i>
<i>Gravity-drained water</i>	Water that flows freely under the force of gravity.	Also referred to as “mobile” water or “freely drained” water.
<i>Matrix water</i>	Water that does not flow freely under gravity and is composed of hygroscopic and capillary water. Capillary water consists of water held at tensions greater than the agronomically-defined wilting point, and water between the “wilting point” and field capacity. Hygroscopic water forms thin films around soil particles, held at tensions beyond the wilting point of agronomic plants.	Also commonly referred to as “immobile”, “bound” or “tightly bound” water. “Matrix water” is preferred here because tightly bound water may not be immobile over timescales relevant to CZ researchers.
<i>Types of fungi</i>	<i>Description of fungi</i>	<i>Other terms used</i>
<i>Arbuscular mycorrhizal fungi (Van der Heijden et al., 2015)</i>	Fungi belonging to the Glomeromycota that colonize most herbs, grasses, tropical and many temperate trees. These fungi colonize inside the plant cell of absorptive roots and are most noted for their ability to improve phosphorus acquisition and other relatively immobile nutrients. AMF include an estimated 300-1600 fungal taxa colonizing about 200,000 plant species.	AMF
<i>Ectomycorrhizal fungi (Van der Heijden et al., 2015)</i>	Fungi belonging to Basidiomycota and Ascomycota that colonize trees in the pine family, Eucalyptus, oaks, beech, birches and many other temperate and boreal trees. These fungi colonize root tips and do not enter the plant cell. They are able to more readily use organic forms of nitrogen and phosphorus than AMF and their hyphae can fuse to form long, relative thick strands called rhizomorphs, eventually leading to mycelial mats in the forest floor. EMF include an estimated 25,000 fungal taxa colonizing ~6000 woody plant species	EMF