

Dear Professor Nobuhito Ohte,

Thank you for sending us the comments and we appreciate the review work from you and two anonymous reviewers. Here, we have revised the manuscript according to reviewer's comments and suggestions and listed our point-by-point responses below.

5 We hope that you will find the new version of our manuscript is now suitable for publication in Biogeosciences. Reference to line numbers is for the version without trace changes.

Reviewer #1

p. 11 line 16: I do not think that Nitrogen addition always significantly increased
10 aboveground biomass production for within each P addition rate (Some bars have no asterisks). Eliminate “significantly” or add “xx kg P ha⁻¹ yr⁻¹”.

Response: As suggested, “significantly” has been eliminated (P11 Line 16).

p. 11 line 22-23: According to results of multiple comparison in Fig. 1f, soil pH does not decrease without N addition on Ca(H₂PO₄)₂ treatment.

15 **Response:** We thank the reviewer for the comment. Now, this sentence has been rephrased into “Ca(H₂PO₄)₂ tended to decrease soil pH at 80 and 100 kg P ha⁻¹ yr⁻¹ without N addition and at 60, 80 and 100 kg P ha⁻¹ yr⁻¹ with N addition” (P11 Lines 23-24).

p.12 line 20-23: Table S2 does not show the relevant result. As far as I see Table S2, I
20 think that description “40, 60 and 100 kg P ha⁻¹ yr⁻¹ with N addition” should be changed to “20, 60 and 80 kg P ha⁻¹ yr⁻¹ with N addition”. Reconfirm your dataset and description in results.

Response: The dataset has been reconfirmed. We agree with the reviewer that the description should be changed to “20, 60 and 80 kg P ha⁻¹ yr⁻¹ with N addition” (P12
25 Line 23). Because the comparison of Ca₁₀-P concentration was made between KH₂PO₄ and Ca(H₂PO₄)₂ treatment at the same P level with and without N separately. The *P* value from the comparison has been provided at the right side which showed insignificant results at 20 (*P* = 0.09), 60 (*P* = 0.05) and 80 P ha⁻¹ yr⁻¹ (*P* = 0.18) with N addition.

30 Technical corrections

p. 4 line 23, p. 10 line 10, p. 16 line 22 and line 24, p. 19 line 13: Olsen P => Olsen-P

Response: We thank the reviewer for the observation. These technical issues have been corrected.

Reviewer #2

35 P14 Line 25: change ‘then’ into ‘eventually’

Response: This has been corrected (P15 Line 1).

P17 Line 13: ‘in the grassland soil’

Response: It has been corrected (P17 Line 14).

P18 Line 5: change 'semi-arid' into 'meadow'

Response: Thanks for the observation. It has been corrected (P18 Line 6).

Exogenous phosphorus compounds interact with nitrogen availability to regulate dynamics of soil inorganic phosphorus fractions in a meadow steppe

Heyong Liu ^{a,b}, Ruzhen Wang ^{b,*}, Hongyi Wang ^b, Yanzhuo Cao ^{b,c}, Feike A. Dijkstra ^d, Zhan Shi ^b, Jiangping Cai ^b, Zhengwen Wang ^b, Hongtao Zou ^{a,*}, Yong Jiang ^b

5 ^a *College of Land and Environment, Shenyang Agricultural University, Shenyang 110866, China*

^b *Erguna Forest-Steppe Ecotone Ecosystem Research Station, Institute of Applied Ecology, Chinese Academy of Sciences, Shenyang 110016, China*

^c *Key Laboratory of Regional Environment and Eco-Remediation, College of Environment, Shenyang University, Shenyang 110044, China*

^d *Centre for Carbon, Water and Food, School of Life and Environmental Sciences, The University of Sydney, Sydney, NSW 2006, Australia*

* Correspondence to:

Dr. Ruzhen Wang, Tel: +86 24 83970603; *E-mail address:* ruzhenwang@iae.ac.cn

15 Dr. Hongtao Zou, Tel: +86 24 88487155; *E-mail address:* zouhongtao2001@163.com

Abstract

Here we investigated the effects of P compounds (KH_2PO_4 and $\text{Ca}(\text{H}_2\text{PO}_4)_2$) with different addition rates of 0, 20, 40, 60, 80 and 100 kg P ha⁻¹ yr⁻¹ and NH_4NO_3 addition (0 and 100 kg N ha⁻¹ yr⁻¹) on soil labile inorganic phosphorus (IP) (dicalcium phosphate, $\text{Ca}_2\text{-P}$), moderate-cycling IP and recalcitrant IP fractions in a calcareous grassland of northeastern China. Soil moderate-cycling IP fractions, not readily available to plants but transforming into soil available P quickly, include variscite (Al-P), strengite (Fe-P) and octacalcium phosphate ($\text{Ca}_8\text{-P}$); recalcitrant IP fractions include hydroxylapatite ($\text{Ca}_{10}\text{-P}$) and occluded P (O-P). Soil labile and moderate-cycling IP fractions and total P significantly increased with increasing P addition rates, with higher concentrations detected for KH_2PO_4 than for $\text{Ca}(\text{H}_2\text{PO}_4)_2$ addition. Combined N and P treatments showed lower soil labile IP and moderate-cycling IP fractions compared to ambient N conditions due to enhanced plant productivity. Moderate-cycling IP was mainly regulated by P addition and plant P uptake to further enhance labile IP and total P concentrations with KH_2PO_4 and $\text{Ca}(\text{H}_2\text{PO}_4)_2$ addition. Soil labile IP was also directly and negatively affected by soil pH and plant P uptake with $\text{Ca}(\text{H}_2\text{PO}_4)_2$ addition. $\text{Ca}(\text{H}_2\text{PO}_4)_2$ addition significantly increased the soil recalcitrant IP ($\text{Ca}_{10}\text{-P}$) fraction, while KH_2PO_4 addition showed no impact on it. A significant positive correlation was detected between soil labile IP, moderate-cycling IP fractions and soil Olsen-P which illustrated that labile IP and moderate-cycling IP fractions were important sources for soil available P. Our results suggest that moderate-cycling IP fractions are essential for grassland P biogeochemical cycling and chemical form of P fertilizer should be considered during fertilization management for maintaining soil available P.

Key words semi-arid steppe; nitrogen enrichment; fertilization management;
mineral-bound phosphorus; occluded phosphorus

1. Introduction

Phosphorus (P) is an essential nutrient affecting terrestrial plant productivity and ecosystem functions (Luo et al., 2015). Soil inorganic P (IP) could occupy 50%-90% of soil total P (Jiang and Gu, 1989; Feng et al., 2016) and mainly includes adsorbed and mineral forms of phosphate (Hinsinger, 2001). Soil mineral-bound phosphate falls into two groups: those containing calcium (Ca-P) and those containing iron and aluminum (Chen et al., 2002), which are the leading sources of plant available P (Meena et al., 2018). The detailed classification of these two groups includes soil variscite (Al-P), strengite (Fe-P), dicalcium phosphate (Ca₂-P), octacalcium phosphate (Ca₈-P), hydroxylapatite (Ca₁₀-P) and occluded P (O-P) (Zhao et al., 2019). Soil IP is dominated by Al-P and Fe-P in acidic soils and by Ca-P fractions in calcareous soils (Baumann et al., 2017). The solubility of soil Ca-P fractions decreases in the order Ca₂-P > Ca₈-P > Ca₁₀-P (Jiang and Gu, 1989). Although these element-bound P fractions are not readily available to plants, soil Al-P, Fe-P, Ca₂-P and Ca₈-P can be converted to free phosphates serving as important buffering pools for available P (Herlihy and McGrath, 2006; Zhao et al., 2019). Based on P transforming dynamics, soil IP could be fractionated into soil labile (Ca₂-P) / available P (Olsen-P), moderate-cycling P fractions (Al-P, Fe-P and Ca₈-P) and recalcitrant P fractions (Ca₁₀-P and O-P). But the category is not universal which mainly depends on the sensitivity of soil IP fractions in different studies (Schrijver et al., 2012 vs. Zhao et al., 2019). Soil Olsen-P could be directly absorbed and utilized by plants, which includes all water-soluble P, some of the adsorbed and soluble IP, and mineralizable organic P (Tang et al., 2009; Cao et al., 2012). Ca₂-P, chemically similar to ~~Olsen-Olsen~~-P, includes water-soluble P, citrate-soluble P and partially surface-adsorbed P (Shen et al., 2004; Zhao et al., 2019). Soil recalcitrant IP is relatively stable and unavailable for

plants, which is mainly converted from the fixation of labile and moderate-cycling IP (Shen et al., 2004; Zhao et al., 2019). Therefore, soil IP transformation is crucial for nutrient cycling in terrestrial ecosystems.

Adding P to soil is an effective way to enhance soil available P and sustain plant
5 productivity (Marklein and Houlton, 2012). However, P addition changes ecosystem P
cycling (Herlihy and McGrath, 2006) and the reactions between free phosphate and
cations in soil thereby influencing the concentration and transformation of soil IP
fractions (Walker and Syers, 1976). As such, chronic P input can result in insoluble
phosphate accumulation and decrease P use efficiency without providing additional
10 benefits for plant growth (Maistry et al., 2015). This could then increase the risk of
soil P leaching losses (Shen et al., 2004). Therefore, exploring the effect of P addition
on soil IP fractions is important for understanding soil available P supply and P
dynamics in terrestrial ecosystems (Sigua et al., 2017).

Biogeochemical P dynamics can also be influenced by the chemical form of
15 applied P (Margenot et al., 2017). Frequently-used P compounds include $\text{Ca}(\text{H}_2\text{PO}_4)_2$
(slow-release P fertilizer) and KH_2PO_4 (fast-release P fertilizer) (Mortvedt et al.,
1999), which have played critical roles in agricultural ecosystems (Nguyen et al., 2012).
Both P fertilizers can convert into various inorganic P fractions including soil Fe-P
(especially in paddy soils with high Fe^{2+}) (Sah et al., 1989) and soil Al-P, which can
20 account for 33% of the total soil P in weathered soils (Margenot et al., 2017). Soil
 Ca_2 -P and Ca_8 -P could be also formed with P addition, especially in calcareous soils
with pH higher than 7 (Al-Khateeb et al., 1986). In a previous study it was found that
long-term application of $\text{Ca}(\text{H}_2\text{PO}_4)_2$ increased soil IP fractions (Al-P, Fe-P, Ca_2 -P,
 Ca_8 -P and O-P) and total P (TP) concentrations in a calcareous soil (Wang et al. 2010);
25 and other one showed that long-term $\text{Ca}(\text{H}_2\text{PO}_4)_2$ addition decreased soil P

availability due to fixation of P to the soil constituents (Xiong et al., 2018). KH_2PO_4 addition was suggested to enhance the reaction of phosphate with Fe and Al oxides and with hydroxyl ions under lower soil pH conditions (Shuman, 1988). While these studies provided insight into the relationships between P addition and IP fractions (Condrón and Goh, 1989), little is known about the effects of different P compound additions on soil IP fractions and P availability.

Nitrogen enrichment can influence soil chemical properties thereby affecting soil P transformations, and consequently above-ground biomass and foliar P concentrations (Crowley et al., 2012). For instance, N addition often decreases soil pH and promotes the release of P from Fe and Al oxides (Gustafsson et al., 2012; Yang et al., 2014), and can result in redistribution of soil IP fractions (Zhao et al., 2019). Nitrogen addition could also promote the mineralization of soil organic P by increasing phosphatase activities (Olander and Vitousek, 2000). The effect of combined N and P addition on ecosystem P dynamics may further depend on their relative amounts added to the soil. For instance, inorganic P solubility and availability were particularly large when P was applied with N (Ross et al., 1995), while N and P applied at higher N:P ratios increased plant P use efficiency and leaf phosphatase activity (Hogan et al., 2010). It is well known that variation in N:P input ratios can also alter plant litter N:P ratios (Vitousek et al., 2010; Güsewell, 2004; Sun et al., 2018), thereby further affecting N and P availability through litter decomposition. However, it remains unclear how applications of N and P added at different ratios will affect soil IP fractions.

The meadow steppe in northern China is an important part of the Eurasian grassland ecosystem (Kang et al., 2007). With the intensive environmental stresses of overgrazing and enhanced outputs of animal products from a sharply rising population,

Inner Mongolia grassland ecosystems have potentially become more nutrient-limited, predominantly by N and P (Kang et al., 2007; Gong et al., 2011). Hence, N and P additions are necessary to enhance ecosystem productivity in the meadow steppe. The purpose of our study was to monitor the effects of various levels of KH_2PO_4 and $\text{Ca}(\text{H}_2\text{PO}_4)_2$ with and without N addition on concentrations of soil IP fractions, available P and TP. We hypothesized that 1) soil labile IP ($\text{Ca}_2\text{-P}$) and moderate-cycling IP fractions (Al-P, Fe-P and $\text{Ca}_8\text{-P}$) would significantly increase with KH_2PO_4 and $\text{Ca}(\text{H}_2\text{PO}_4)_2$ addition, while soil recalcitrant IP fractions ($\text{Ca}_{10}\text{-P}$ and O-P) would not be affected, because of different solubility in IP fractions; 2) addition of soluble KH_2PO_4 would be more efficient in increasing soil labile IP, moderate-cycling IP fractions, recalcitrant P fractions and total P (TP) than less-soluble $\text{Ca}(\text{H}_2\text{PO}_4)_2$, because of faster conversion of KH_2PO_4 into labile and moderate-cycling IP fractions and consequentially promoting the formation of recalcitrant fractions; 3) the concentrations of soil IP fractions would be lower under combined P and N additions than that under P addition alone due to facilitation of plant P uptake with N addition.

2. Materials and methods

2.1. Study sites and experimental design

The study site (119° 22' E, 50° 10' N, elevation 523 m a.s.l.) is located in the Erguna Forest-Steppe Ecotone Research Station of Inner Mongolia, China. This area belongs to a temperate continental monsoon climate. The mean annual precipitation and mean annual temperature is 375 mm and -3 °C, respectively. Rainfall of the site is mainly concentrated during the period from June to August and the average growing season is about 150 days. The soil is a Chernozem according to the Food and Agricultural

Organization of the United Nations classification (WRB, 2014), and the soil chemical characteristics of the site are reported in Table 1. The dominant plant species include *Stipa baicalensis*, *Leymus chinensis* and *Carex duriuscula*. The relative biomass proportion of the three dominant species combined to the total aboveground biomass was 50.29%-74.75% and 72.43%-91.92% in the plots without and with N addition, respectively.

The experiment, established in 2014, was arranged in a randomized block design with 24 treatments and five replicates. Phosphorus addition included two compounds, *i.e.*, KH_2PO_4 and $\text{Ca}(\text{H}_2\text{PO}_4)_2$, and were applied at six levels: 0, 20, 40, 60, 80 and 100 kg P ha⁻¹ yr⁻¹. Half of the plots were applied with 100 kg N ha⁻¹ yr⁻¹ in the form of NH_4NO_3 . P and N were added in the middle of May. All treatment plots were balanced for K using potassium chloride (KCl) to maintain the same amount of K input as in the treatment with 100 kg P ha⁻¹ yr⁻¹ of KH_2PO_4 addition (132 kg K ha⁻¹). To balance for Cl along with KCl addition, CaCl_2 was applied to maintain equal Cl inputs for all plots (121 kg Cl ha⁻¹). Calcium was not balanced in this calcareous soil, where Ca is already abundant. In this study we chose the same control plots for the KH_2PO_4 and $\text{Ca}(\text{H}_2\text{PO}_4)_2$ treatment, so that in total, there were 110 plots of 8 m × 8 m, separated by 1-m wide buffer zones. The initial pH of KH_2PO_4 and $\text{Ca}(\text{H}_2\text{PO}_4)_2$ solutions were 4.91 and 4.50, respectively.

2.2. Sample collection

In August 2016, aboveground biomass was harvested by clipping all living tissues using a 1 m × 1 m quadrat placed randomly within each plot. The plants were sorted to species and oven-dried at 65 °C for 48 h, then weighed and ground. Soil samples were taken from the surface (10 cm depth) using a 5-cm diameter soil auger. Five soil cores were collected from each plot and mixed into one composite sample. Each

sample was air-dried and passed through a 2-mm sieve to remove litter and detritus. A subsample of the air-dried soil was ground using a ball mill to pass through a 0.15-mm sieve for further analyses of IP fractions and TP.

2.3. Soil chemical analyses

5 Soil pH was measured in a 1:5 soil-to-water slurry with a pH meter (S210 SevenCompact™, Mettler, Germany). Soil IP fractions were extracted according to the sequential fractionation scheme proposed by Chang and Jackson (1957) which is modified to suit for calcareous soils (Jiang and Gu, 1989). Briefly, soil Ca₂-P was determined by shaking 0.5 g soil with 25 ml 0.25 M NaHCO₃ (pH 7.5), and then
10 centrifuged at 3500 rpm for 8 min to measure soil Ca₂-P. The remaining soil was washed two times with 25 ml 95% C₂H₅OH and extracted with 25 ml 0.5 M NH₄Ac (pH = 4.2) to determine soil Ca₈-P (Jiang and Gu, 1989). After this, the soil was shaken with 25 ml 1 M NH₄Cl and centrifuged at 3500 rpm to discard the supernatant. The remaining soil was then shaken with 25 ml 0.5 M NH₄F (pH 8.2) and centrifuged
15 at 3500 rpm for 8 min to analyze the soil Al-P fraction in the supernatant. The remaining soil was washed two times with 25 ml saturated NaCl, and then sequentially shaken with 25 ml mixture of 0.1 M NaOH and Na₂CO₃ for 2 h at 25 °C, and then centrifuged at 4500 rpm for 10 min to measure soil Fe-P in the supernatant. The remaining samples were washed as above and extracted with 25 ml mixture of 0.3
20 M Na₃(citrate)-Na₂S₂O₄ and 0.5 M NaOH to measure soil O-P. Finally, the remaining samples were shaken with 0.25 M H₂SO₄ for 1 h at 25 °C, and centrifuged at 3800 rpm for 10 min to determine soil Ca₁₀-P. The P concentration in all the extractants was determined by the molybdenum blue colorimetric method at wavelength of 700 nm with a UV-VIS spectrometer (UV-1700, Shimadzu) (Murphy and Riley, 1962). Soil
25 total IP (TIP) concentration was defined as the sum of soil labile IP (Ca₂-P),

moderate-cycling IP (Al-P, Fe-P and Ca₈-P) and recalcitrant IP (Ca₁₀-P and O-P). Total organic P (TOP) was calculated as the difference between TP and TIP concentrations. The potential limitation of the extraction methods is that they may not be very specific in separating the different forms of P minerals, as a small amount of other phosphate dissolved in the extractants (Jiang and Gu, 1989).

Soil TP concentration was determined after digestion with 8 ml 85% HNO₃ +4 ml 72% HClO₄ +1 ml 40% HF (Sommers and Nelson, 1972), and Olsen-P was extracted from air-dried soil with 0.5 M NaHCO₃ (pH 8.5) (Olsen et al., 1954). Plant TP concentration was determined by acid digestion using H₂SO₄-H₂O₂ (Thomas et al., 1967). Soil TP, ~~Olsen-Olsen~~-P and plant TP were analyzed by the molybdenum blue colorimetric method at 700 nm.

2.4. Statistical analyses

Plant P uptake of three dominant species was calculated using the following equation:

$$P \text{ uptake} = \sum_i^n P_i \times B_i ,$$

where P_i is TP concentration of species i , and B_i is the biomass of species i . All the data were shown as mean \pm standard error. The Kolmogorov-Smirnov test was performed to determine whether data had a normal distribution. Three-way ANOVAs were conducted to determine the effects of N addition (N), P addition rate (P_r), P compounds (P_i) and their interactions on soil IP fractions and Olsen-P concentration. For each P compound and N treatment, the effect of P addition rates on moderate-cycling IP fractions and plant P were determined using polynomial contrasts, the effect of P addition rates on plant biomass, soil pH, soil recalcitrant IP fractions, Olsen-P and TP were analyzed using Duncan's multiple range tests. Student t-test was used to determine the difference between two P compounds within each P addition rate and N treatment (without and with N) and between N treatments within each P

compound and addition rate. For moderate-cycling IP fractions, one-way analysis of covariance (ANCOVA) was employed to distinguish the slopes between the two N treatments (without N vs. with N) for each P compound and between the two P compounds (KH_2PO_4 vs. $\text{Ca}(\text{H}_2\text{PO}_4)_2$) for each N treatment. Pearson correlations were used to test the relationships between soil variables. All the above statistics were carried out using SPSS 16.0 (SPSS Inc., Chicago, USA).

Structural equation models (SEM) were built to clarify direct and indirect N and P addition effects on soil IP fractions through the changes in plant P uptake and soil pH. Chi-square test, Akaike information criteria (AIC) and the root mean square error of approximation (RMSEA) were used to evaluate the fit of the model. The SEM analyses were performed using AMOS 7.0 (Amos Development Co., Greene, Maine, USA). Statistical significance was accepted at $P < 0.05$.

3. Results

3.1. Aboveground plant biomass and soil pH

Nitrogen addition significantly increased aboveground biomass production (Fig. 1a,b). Aboveground biomass production did not show a clear trend in response to different levels of P addition, either as KH_2PO_4 or as $\text{Ca}(\text{H}_2\text{PO}_4)_2$ (Fig. 1a,b). Nitrogen addition significantly increased plant P uptake of the three dominant species *Stipa baicalensis*, *Leymus chinensis* and *Carex duriuscula* for both P compounds (Fig. 1c,d). Plant P uptake increased with increasing P addition rates with significantly higher overall KH_2PO_4 effect than $\text{Ca}(\text{H}_2\text{PO}_4)_2$. KH_2PO_4 addition showed no impact on soil pH (Fig. 1e), while $\text{Ca}(\text{H}_2\text{PO}_4)_2$ tended to decrease soil pH at 80 and 100 kg P ha⁻¹ yr⁻¹ without N addition and at 60, 80 and 100 kg P ha⁻¹ yr⁻¹ with N addition (Fig. 1f).

3.2. Soil labile and moderate-cycling inorganic phosphorus fractions

For both KH_2PO_4 and $\text{Ca}(\text{H}_2\text{PO}_4)_2$ additions, soil Al-P and Fe-P concentrations significantly increased with increased P addition rates (Fig. 2a, b, c, d). Soil Al-P and Fe-P concentrations were higher with KH_2PO_4 than with $\text{Ca}(\text{H}_2\text{PO}_4)_2$ addition, especially at higher P rates (Fig. 2; Table S1). This resulted in significant interactive $P_t \times P_r$ effects on soil Al-P and Fe-P concentrations (Table 2). Significant interactive $P_r \times N$ and $P_t \times P_r \times N$ effects were also found on soil Al-P. For instance, Al-P concentration was higher with KH_2PO_4 addition than $\text{Ca}(\text{H}_2\text{PO}_4)_2$ at P addition level of $60 \text{ kg P ha}^{-1} \text{ yr}^{-1}$ when N was not added, but it was higher for P addition levels of 60, 80 and $100 \text{ kg P ha}^{-1} \text{ yr}^{-1}$ when N was added. Nitrogen addition decreased both soil Al-P and Fe-P concentrations, particularly at higher levels of P addition (Fig. 2; Table 2 and S1).

Addition of both P compounds significantly increased soil $\text{Ca}_2\text{-P}$ and $\text{Ca}_8\text{-P}$ concentrations with and without N addition (Fig. 3a, b, c, d). With KH_2PO_4 addition, soil $\text{Ca}_2\text{-P}$ and $\text{Ca}_8\text{-P}$ concentrations were higher than with $\text{Ca}(\text{H}_2\text{PO}_4)_2$ addition (Fig. 3; Table S1). Nitrogen addition significantly decreased soil $\text{Ca}_2\text{-P}$ and $\text{Ca}_8\text{-P}$ concentrations for both P compounds in some P addition levels (Fig. 3; Table S1). Therefore, significant $P_t \times P_r$ interactive effects were detected on soil $\text{Ca}_2\text{-P}$ and $\text{Ca}_8\text{-P}$ and $P_r \times N$ interactive effect on soil $\text{Ca}_2\text{-P}$ (Table 2).

3.3. Soil recalcitrant inorganic phosphorus fractions

$\text{Ca}(\text{H}_2\text{PO}_4)_2$ addition significantly increased soil $\text{Ca}_{10}\text{-P}$ concentration, while KH_2PO_4 addition showed no impact (Fig. 4a, b). Soil $\text{Ca}_{10}\text{-P}$ concentration was higher with $\text{Ca}(\text{H}_2\text{PO}_4)_2$ addition than with KH_2PO_4 addition for all levels except for $60 \text{ kg P ha}^{-1} \text{ yr}^{-1}$ without N addition and for ~~40~~20, 60 and ~~100~~80 $\text{kg P ha}^{-1} \text{ yr}^{-1}$ with N addition (Fig. 4a, b; Table S2). There was no main N addition and $N \times P_r$ interactive effect on soil $\text{Ca}_{10}\text{-P}$ for both P compounds (Table 2). Nitrogen addition had also no significant

effect on soil O-P with KH_2PO_4 addition but significantly decreased it with $\text{Ca}(\text{H}_2\text{PO}_4)_2$ addition at 60 and 80 kg P $\text{ha}^{-1} \text{yr}^{-1}$ (Fig. 4c, d). Soil O-P showed a hump-shaped relationship along the P addition gradient with KH_2PO_4 when added with N, and with $\text{Ca}(\text{H}_2\text{PO}_4)_2$ independent of N addition. Soil O-P concentration was lower with $\text{Ca}(\text{H}_2\text{PO}_4)_2$ addition than with KH_2PO_4 addition for 60 and 80 kg P $\text{ha}^{-1} \text{yr}^{-1}$ with N addition (Fig. 4c, d; Table S2). The relative proportions of soil O-P and $\text{Ca}_{10}\text{-P}$ to soil TIP decreased while the proportions of soil Al-P, $\text{Ca}_2\text{-P}$, and $\text{Ca}_8\text{-P}$ increased with increasing P addition rates for both P compounds (Fig. S1).

3.4. Soil Olsen-P and total P

For both P compounds, P addition significantly increased soil Olsen-P concentration regardless of N addition (Fig. 5a, b). Soil Olsen-P concentration increased more strongly with increased levels of KH_2PO_4 addition than with $\text{Ca}(\text{H}_2\text{PO}_4)_2$ addition, resulting in significantly higher soil Olsen-P with KH_2PO_4 addition in the 100 kg P $\text{ha}^{-1} \text{yr}^{-1}$ treatment with and without N addition (Fig. 5a, b). KH_2PO_4 addition increased soil TP irrespective of N addition, while $\text{Ca}(\text{H}_2\text{PO}_4)_2$ addition only increased soil TP without N addition (Fig. 5c, d).

3.5. Correlation between soil inorganic fractions with soil characteristics

For both P compounds, soil Al-P, Fe-P, $\text{Ca}_2\text{-P}$ and $\text{Ca}_8\text{-P}$ had significantly positive correlations with each other. In addition, soil TP and Olsen-P were all positively correlated with soil Al-P, Fe-P, $\text{Ca}_2\text{-P}$, and $\text{Ca}_8\text{-P}$ ($P < 0.01$) (Table 3). Soil $\text{Ca}_{10}\text{-P}$ had significantly positive correlations with soil Fe-P and $\text{Ca}_8\text{-P}$ for both P compounds (Table 3). Soil TOP had significantly positive correlations with soil TP (Table 3). Furthermore, soil TIP concentration was positively correlated with the level of P addition for both P compounds (Fig. S2).

The SEM suggested that P addition had a positive impact on plant P uptake and

soil moderate-cycling IP both with KH_2PO_4 (Fig. 6a) and with $\text{Ca}(\text{H}_2\text{PO}_4)_2$ addition (Fig. 6b). N addition had a positive impact on plant P uptake under both P compounds addition (Fig. 6a ,b). Plant P uptake had a negative impact on soil moderate-cycling IP both with KH_2PO_4 (Fig. 6a) and with $\text{Ca}(\text{H}_2\text{PO}_4)_2$ addition (Fig. 6b), while soil pH also negatively influenced soil labile IP with $\text{Ca}(\text{H}_2\text{PO}_4)_2$. Soil moderate-cycling IP fractions drove the increase in soil labile IP concentration for both P compounds, with a higher contribution for KH_2PO_4 addition (Fig. 6a,b). Soil moderate-cycling IP contributed to the increase of soil TP under both P compounds (Fig. 6a, b).

10 **4. Discussion**

4.1. Effect of P additions rates on soil IP fractions

With increasing P addition levels, the increase in soil labile IP and moderate-cycling IP fractions was consistent with our first hypothesis and the findings from previous studies (Wang et al., 2010; Zhao et al., 2019). Soil IP fractions can be affected by nutrient addition, soil type and soil chemical properties (Daly et al., 2001; Stroia et al., 2011). The positive linear correlation of soil TIP concentration and P addition rates (Fig. S2) indicates that applied P was fixed mainly into inorganic forms (Chauhan et al., 1981) and converted to various soil P fractions (Piegholdt et al., 2013). Most of the applied P transformed into soil moderate-cycling IP fractions as seen from the decrease in the relative proportion of soil recalcitrant IP fractions (Fig. S1). Indeed, applied P fertilizer can be quickly bound by P-fixing constituents, *e.g.*, Fe/Al oxides and clay minerals (Devau et al., 2011). In calcareous soils, precipitation is the main process retaining applied P in soils, especially precipitation with Ca at relatively high soil pH (Wang et al., 2010). Likely, the amount of P from input processes (exogenous P and weathering) was higher than the amount from output processes (plant uptake,

erosion and leaching losses), which can ~~then~~ eventually cause P accumulation in the soil as insoluble soil P fractions (Song et al., 2017). Therefore, both the monopotassium phosphate and monocalcium phosphate fertilizers transformed into soil labile IP and moderate-cycling IP fractions and contributed to the increase in soil Al-P, Fe-P, Ca₂-P and Ca₈-P concentrations (Fig. 7).

Inconsistent with our first hypothesis, we found significant changes in soil recalcitrant P fractions (Ca₁₀-P and O-P), which accounted for 21%-73% of soil TIP (Fig. S1) and potentially played an important role in supplying soil available P in this meadow steppe (Fig. 7). The significant increase of soil Ca₁₀-P with Ca(H₂PO₄)₂ addition was not expected; and it was inconsistent with a previous study from a calcareous soil showing unchanged soil Ca₁₀-P after 21-years of superphosphate application (Wang et al., 2010). In this calcareous soil, Ca(H₂PO₄)₂ addition enhanced the transformation of soil Ca₂-P and Ca₈-P into more stable soil Ca₁₀-P fractions for reasons that are not clear. In return, soil Ca₁₀-P can be a potential P sink of soil moderate-cycling IP pools because of its significant correlation with soil Fe-P under both chemical P forms (Table 3). Soil O-P showed a hump-shaped relationship with P addition for both P compounds when N was also supplied, while no relationship was found for KH₂PO₄ without N addition (Fig. 4c, d). This is in contrast to a 21-year long study where increased levels of Ca(H₂PO₄)₂ significantly increased soil O-P (Wang et al., 2010). The discrepancy might be due to 1) differences in soil type affecting soil P dynamics differently (a Calcarid Regosol in the Wang et al. (2010) study and a Chernozem in this study); 2) different P compounds having different effects on soil O-P cycling; 3) N addition interacting with P to affect plant P uptake and soil O-P transformations (Marklein and Houlton, 2012; Zhang et al., 2004). Thus, P addition effects on soil O-P and other soil recalcitrant P fractions were complex, particularly

when N was also added.

The significant increase in soil Olsen-P with P addition levels was consistent with previous studies (Karaca et al., 2002; Zhou et al., 2018). Significant increase in soil Olsen-P most likely was a consequence of inputs of P going into this pool surpassing
5 output processes of mineral fixation, leaching and plant uptake. Dissolution of exogenous P compounds could be the primary input process, which then directly contributed to the increase in soil Olsen-P concentration. Moreover, the soil IP pools, especially soil Fe-P, Al-P, Ca₂-P and Ca₈-P, can also be an important source of bioavailable P (Zhang et al., 2012). Significantly positive correlations between soil
10 moderate-cycling IP fractions and soil labile IP (Table 3; Fig. 6) suggest that soil moderate-cycling IP fractions contributed strongly to enhance soil P availability (Fig. 7). Indeed, soil moderate-cycling IP fractions could release soil available P more easily than recalcitrant IP fractions (Zhang et al., 2012).

4.2. Effects of compound-specific P additions

15 Consistent with our second hypothesis, soil labile IP and moderate-cycling IP fractions of Al-P, Fe-P, and Ca₈-P tended to be higher with soluble KH₂PO₄ addition than with less-soluble Ca(H₂PO₄)₂ addition with significant increases in some P addition levels (Fig. 2 & Fig. 3). Compared to Ca(H₂PO₄)₂, KH₂PO₄ is more effective in elevating soil phosphate levels to form soil labile IP and moderate-cycling IP
20 fractions by rapidly interacting with Fe- and Al-oxides and CaCO₃ (Havlin et al., 2005). The decrease in soil pH contributed to the increase in labile IP with Ca(H₂PO₄)₂ addition (Fig. 6b). Lower soil pH could accelerate soil recalcitrant IP fractions converting into soil labile IP, moderate-cycling IP and ~~Olsen-Olsen-P~~ (Alt et al., 2013). Under the Ca(H₂PO₄)₂ treatment, significant negative relationships of soil
25 O-P and ~~Olsen-Olsen-P~~ further support this argument (Table 3). On the other hand,

plant P uptake instead of soil pH was more responsible for variations in soil moderate-cycling IP fractions with KH_2PO_4 addition (Fig. 6a). Under both P compounds, soil moderate-cycling IP fractions contributed to the increase of soil labile IP across N treatments (Fig. 6), which suggested that higher plant growth and P demand (Fig. 1c,d) could enhance the conversion of soil moderate-cycling IP fraction into labile/available P.

In contrast to our expectation, soil recalcitrant IP fractions of O-P and $\text{Ca}_{10}\text{-P}$ were higher with $\text{Ca}(\text{H}_2\text{PO}_4)_2$ than with KH_2PO_4 addition (Fig. 4 & Fig. 7). This suggests that a higher proportion of $\text{Ca}(\text{H}_2\text{PO}_4)_2$ was converted into stable inorganic P forms than the more soluble KH_2PO_4 . Additionally, lower soil O-P and $\text{Ca}_{10}\text{-P}$ concentrations could be caused by enhanced plant P uptake intensity under KH_2PO_4 addition which facilitated more soil recalcitrant IP fractions transforming into moderate-cycling IP and labile IP. Thus, $\text{Ca}(\text{H}_2\text{PO}_4)_2$ appears to be better than the KH_2PO_4 in maintaining soil recalcitrant IP fractions in the grassland soil. Although soil recalcitrant IP fractions (O-P and $\text{Ca}_{10}\text{-P}$) are relatively stable, they play essential roles in buffering the depletion of soil moderate-cycling P and maintaining soil available P levels (Seeling and Jungk, 1996; Vu et al., 2008).

As expected, more soluble KH_2PO_4 could result in higher labile IP (Fig. 7) in soil solution through dissolution. It is generally observed that this more soluble P fertilizer type dissolves in soil water at a shorter time and generates more free PO_4^{3-} (Chien et al., 2011). Soil moderate-cycling IP fractions also contributed to elevated soil Olsen-P concentrations with stronger correlations under KH_2PO_4 addition (Table 3). Soil moderate-cycling IP fractions showed a stronger direct and positive effect on soil labile IP with KH_2PO_4 addition than $\text{Ca}(\text{H}_2\text{PO}_4)_2$ addition, while plant P uptake showed both indirect negative (by negatively affecting soil moderate-cycling IP) and direct

negative effects on labile IP with $\text{Ca}(\text{H}_2\text{PO}_4)_2$ addition (Fig. 6). Based on the correlation analyses between soil IP fractions and Olsen-P, we found that soil $\text{Ca}_2\text{-P}$ and Al-P were the dominant soil IP fractions to improve soil P availability in the calcareous soil. Our results suggest that KH_2PO_4 was better than $\text{Ca}(\text{H}_2\text{PO}_4)_2$ in
5 alleviating P limitations of soil microorganisms and plants by promoting the formation of soil labile IP and moderate-cycling IP fractions in the ~~semi-arid~~meadow steppe.

4.3. Nitrogen addition regulated P effects on soil inorganic P fractions

We predicted that the concentrations of soil IP fractions would be lower under
10 combined P and N additions than under P addition alone because of increased plant P uptake with N addition (third hypothesis). We found some support for this, where combined P and N additions decreased most soil IP fractions compared to P addition alone, except for the soil $\text{Ca}_{10}\text{-P}$ fraction. We also found a significant increase in plant biomass with combined P and N addition (Fig. 1a,b) and a negative correlation
15 between plant P uptake and moderate-cycling IP fractions (Fig. 6a,b). Therefore, the decrease in soil moderate-cycling IP fractions with N addition could have been due to enhanced plant P uptake (Fig. 1c,d) as a result of increased plant biomass (Fig. 1a,b & Fig. 7). Under N addition, simultaneous increases in soil Olsen-P output (plant uptake) and input pathways (transformation from soil moderate-cycling IP fractions) may
20 have resulted in mostly non-significant difference in soil Olsen-P concentrations between combined P and N addition and P addition alone (Fig. 5a, b). Nitrogen addition can potentially increase soil P availability by promoting solubilization of soil IP fractions in the short-term (Wang et al., 2016). However, long-term N deposition resulted in soil IP-exhaustion, thereby constraining the growth of plants (Olander and
25 Vitousek, 2000; Yang et al., 2014). Previous research has also found that decades of N

addition could accelerate PO_4^{3-} release (Malik et al., 2012; Stroia et al., 2011) and enhance conversion of soil recalcitrant IP fractions to soil labile IP and moderate-cycling IP fractions as a result of soil acidification (Alt et al., 2013). Additionally, N addition was found to suppress acid and alkaline phosphatase enzymes resulting in the decrease of soil organic P mineralization in a similar semi-arid grassland (Tian et al. 2016). Therefore, combined N and P addition might decrease soil IP fractions by reducing the conversion of soil organic P to IP as compared to P addition alone. Our results clearly illustrate that N effects on soil IP fractions depended on P inputs, where combined N and P additions could accelerate conversion of soil moderate-cycling IP fractions into soil available P and enhance plant P uptake and biomass (Fig. 7).

5. Conclusions

Addition of P compounds significantly increased soil moderate-cycling IP fractions of Al-P, Fe-P, Ca_2 -P and Ca_8 -P, which may have contributed to higher available P (~~Olsen~~ Olsen-P) in the soil. Soil moderate-cycling IP fractions were higher with soluble KH_2PO_4 addition, but in contrast, soil recalcitrant fractions of Ca_{10} -P and O-P were higher with $\text{Ca}(\text{H}_2\text{PO}_4)_2$ addition. Combined N and P addition decreased soil IP fractions due to enhanced plant P uptake compared to P addition alone for both P compounds. Thus, N addition promoted the transformation of soil moderate and recalcitrant IP fractions into available forms. Soil moderate-cycling IP fractions had a greater contribution to soil P availability than soil recalcitrant P fractions. Our findings elucidated the interactive effects of N and P addition on soil IP dynamics and presented the first evidence for the relative roles of exogenous P compounds in regulating P availability in the meadow steppe grassland. Overall, P fertilization is

necessary for promoting productivity and sustainable management of grasslands by maintaining soil P availability and pools under scenarios of ecosystem N enrichment.

Acknowledgments

5 We acknowledge Erguna Forest-Steppe Ecotone Ecosystem Research Station, Institute of Applied Ecology, Chinese Academy of Sciences for logistical support. The study was financially supported by the National Natural Science Foundation of China (31770525 and 31870441), the National Key Research and Development Program of China (2016YFC0500707) and the Youth Innovation Promotion Association CAS
10 (Y9QCH121YY).

References

- Al-Khateeb, I.K., Raihan, M.J., and Asker, S.R.: Phase equilibrium and kinetics of orthophosphate in some Iraqi soils, *Soil Sci.*, 141, 31-37,
15 <https://doi.org/10.1097/00010694-198601000-00006>, 1986.
- Alt, F., Oelmann, Y., Schöning, I., and Wilcke, W.: Phosphate release kinetics in calcareous grassland and forest soils in response to H⁺ addition, *Soil Sci. Soc. Am. J.*, 77, 2060-2070, <https://doi.org/10.2136/sssaj2013.02.0072>, 2013.
- Baumann, K., Glaser, K., Mutz, J., Karsten, U., MacLennan, A., Hu, Y.F., Michalik,
20 D., Kruse, J., Eckhardt, K.U., Schall, P., and Leinweber, P.: Biological soil crusts of temperate forests: Their role in P cycling, *Soil Biol. Biochem.*, 109, 156-166, <https://doi.org/10.1016/j.soilbio.2017.02.011>, 2017.
- Thomas, R.L., Sheard, R.W., and Moyer, J.R.: Comparison of conventional and automated procedures for nitrogen, phosphorus, and potassium analysis of plant
25 material using a single digestion, *Agron. J.*, 59, 240-243,

<https://doi.org/10.2134/agronj1967.00021962005900030010x>, 1967.

Cao, N., Chen, X., Cui, Z., Zhang, F.: Change in soil available phosphorus in relation to the phosphorus budget in China, *Nutr. Cycl. Agroecosyst.*, 94: 161-170, 10.1007/s10705-012-9530-0, 2012.

5 Chang, S.C., and Jackson, M.L.: Soil phosphorus fractions in some representative soils, *Eur. J. Soil Sci.*, 84, 133-144.

<https://doi.org/10.1111/j.1365-2389.1958.tb01903.x>, 1958.

Chen, C.L.M., Condron, M.R., and Davis, S.R.R.: Phosphorus dynamics in the rhizosphere of perennial ryegrass (*Lolium perenne L.*) and radiata pine (*Pinus radiata D. Don.*), *Soil Biol. Biochem.*, 34, 487-499,

10 [https://doi.org/10.1016/S0038-0717\(01\)00207-3](https://doi.org/10.1016/S0038-0717(01)00207-3), 2002.

Chauhan, B.S., Stewart, J.W.B., and Paul, E.A.: Effect of labile inorganic phosphorus status and organic carbon additions on the microbial uptake of phosphorus in soils, *Can. J. Soil Sci.*, 61, 373-385, <https://doi.org/10.4141/cjss81-041>, 1981.

15 Chien, S.H., Prochnow, L.I., Tu, S., and Snyder, C.S.: Agronomic and environmental aspects of phosphate fertilizers varying in source and solubility: an update review, *Nutr. Cycl. Agroecosyst.*, 89, 229-255.

<https://doi.org/10.1007/s10705-010-9390-4>, 2011.

Condron, L.M., and Goh, K.M.: Effects of long-term phosphatic fertilizer applications on amounts and forms of phosphorus in soils under irrigated pasture in New Zealand, *J. Soil Sci.*, 40, 383-395,

20 <https://doi.org/10.1111/j.1365-2389.1989.tb01282.x>, 1989.

Crowley, K.F., Mcneil, B.E., Lovett, G.M., Canham, C.D., Driscoll, C.T., Rustad, L.E., Denny, E., Hallett, R.A., Arthur, M.A., Boggs, J.L., Goodale, C.L., Kahl, J.S.,

25 McNulty, S.G., Olliinger, S.V., Pardo, L.H., Schaberg, P.G., Stoddard, J.L.,

Weand, M.P., and Weathers, K.C.: Do nutrient limitation patterns shift from nitrogen toward phosphorus with increasing nitrogen deposition across the Northeastern United States? *Ecosystems*, 15, 940-957, <https://doi.org/10.1007/s10021-012-9550-2>, 2012.

- 5 Daly, K., Jeffrey, D., and Tunney, H.: The effect of soil type on phosphorus sorption capacity and desorption dynamics in Irish grassland soils, *Soil Use Manag.*, 17, 12-20, <https://doi.org/10.1111/j.1475-2743.2001.tb00003.x>, 2001.

Devau, N., Hinsinger, P., Le Cadre, E., and Gérard, F.: Root-induced processes controlling phosphate availability in soils with contrasted P-fertilized treatments, *Plant Soil*, 348, 203-218, <https://doi.org/10.1007/s11104-011-0935-3>, 2011.

Gong, X., Chen, Q., Dittert, K., Taube, F., and Lin, S.: Nitrogen, phosphorus and potassium nutritional status of semiarid steppe grassland in Inner Mongolia, *Plant Soil*, 340, 265-278, <https://doi.org/10.1007/s11104-010-0577-x>, 2011.

Feng, J., Turner, B. L., Lü X., Chen, Z., Wei, K., Tian, J., Wang, C., Luo, W., and
15 Chen, L.: Phosphorus transformations along a large-scale climosequence in arid and semiarid grasslands of northern China, *Global Biogeochem. Cy.*, 30, 1264-1275, <https://doi.org/10.1002/2015GB005331>, 2016.

Gustafsson, J. P., Mwamila, L. B., and Kergoat, K.: The pH dependence of phosphate sorption and desorption in Swedish agricultural soils, *Geoderma*, 189, 304-311, <https://doi.org/10.1016/j.geoderma.2012.05.014>, 2012.

Güsewell, S.: N : P ratios in terrestrial plants: variation and functional significance, *New Phytol.*, 164, 243-266, <https://doi.org/10.1111/j.1469-8137.2004.01192.x>, 2004.

Havlin, J.L., Beaton, J.D., Tisdale, S.L., and Nelson, W.L.: *Soil Fertility and
25 Fertilizers: An Introduction to Nutrient Management*, seven ed. Prentice Hall,

New Jersey, 2005.

Herlihy, M., and Mcgrath, D.: Phosphorus fractions and adsorption characteristics in grassland soils of varied soil phosphorus status, *Nutr. Cycl. Agroecosyst.*, 77, 15-27, <https://doi.org/10.1007/s10705-006-6687-4>, 2006.

- 5 Hinsinger, P.: Bioavailability of soil inorganic P in the rhizosphere as affected by root-induced chemical changes: a review, *Plant Soil*, 237, 173-195, <https://doi.org/10.1023/A:1013351617532>, 2001.

Hogan, E.J., Minnullina, G., Sheppard, L.J., Leith, I.D., and Crittenden, P.D.:

- Response of phosphomonoesterase activity in the lichen *Cladonia portentosa* to
10 nitrogen and phosphorus enrichment in a field manipulation experiment, *New Phytol.*, 186, 926-933, <https://doi.org/10.1111/j.1469-8137.2010.03221.x>, 2010.

Jiang, B., and Gu, Y.: A suggested fractionation scheme of inorganic phosphorus in calcareous soils, *Fert. Res.*, 20, 159-165, <https://doi.org/10.1007/BF01054551>, 1989.

- 15 IUSS Working Group WRB: World Reference Base for Soil Resources 2014.

International soil classification system for naming soils and creating legends for soil maps. World Soil Resources Reports No. 106, FAO, Rome, 2014.

- Kang, L., Han, X., Zhang, Z., and Sun, O.J.: Grassland ecosystems in China: review of current knowledge and research advancement, *Phil. Trans. R. Soc. B.*, 362, 20 997-1008, <https://doi.org/10.1098/rstb.2007.2029>, 2007.

Karaca, A., Naseby, D., and Lynch, J.: Effect of cadmium contamination with sewage sludge and phosphate fertiliser amendments on soil enzyme activities, microbial structure and available cadmium, *Biol. Fertil. Soils*, 35, 428-434, <https://doi.org/10.1007/s00374-002-0490-4>, 2002.

- 25 Luo, W., Elser, J.J., Lü X., Wang, Z., Bai, E., Yan, C., Wang, C., Li, M., Zimmermann,

N.E., Han, X., Li, H., Wu, Y., and Jiang, Y.: Plant nutrients do not covary with soil nutrients under changing climatic conditions, *Global Biogeochem. Cy.*, 29, 1298-1308, <https://doi.org/10.1002/2015GB005089>, 2015.

5 Maistry, P.M., Muasya, A.M., Valentine, A.J., and Chimphango, S.B.M.: Increasing nitrogen supply stimulates phosphorus acquisition mechanisms in the fynbos species *Aspalathus linearis*, *Funct. Plant Biol.*, 42, 52-62, <https://doi.org/10.1071/FP14100>, 2015.

10 Malik, M.A., Marschner, P., and Khan, K.S.: Addition of organic and inorganic P sources to soil – Effects on P pools and microorganisms, *Soil Biol. Biochem.*, 49, 106-113, <https://doi.org/10.1016/j.soilbio.2012.02.013>, 2012.

Margenot, A.J., Sommer, R., Mukalama, J., and Parikh, S.J.: Biological P cycling is influenced by the form of P fertilizer in an Oxisol, *Biol. Fertil. Soils*, 53, 899-909, <https://doi.org/10.1007/s00374-017-1226-9>, 2017.

15 Marklein, A.R., Houlton, B.Z.: Nitrogen inputs accelerate phosphorus cycling rates across a wide variety of terrestrial ecosystems, *New Phytol.*, 193, 696-704, <https://doi.org/10.1111/j.1469-8137.2011.03967.x>, 2012.

20 Meena, M.D., Narjary, B., Sheoran, P. Jat, H.S., Joshi, P.K., Chinchmalatpure, A.R., Yadav, G.M., Yadav, R.K., and Meena, M. K.: Changes of phosphorus fractions in saline soil amended with municipal solid waste compost and mineral fertilizers in a mustard-pearl millet cropping system, *Catena*, 160, 32-40, <https://doi.org/10.1016/j.catena.2017.09.002>, 2018.

Mortvedt, J.J., Follett, R.H.C., and Murphy, L.S.C.: Fertilizer technology and application. Meister Publishing Company, Willoughby, OH. 1999.

25 Nguyen, M.L., Rickard, S.D., McBride, and S.D.: Pasture production and changes in phosphorus and sulphur status in irrigated pastures receiving long-term

applications of superphosphate fertilizer, *New Zeal. J. Agr. Res.*, 32, 245-262,
<https://doi.org/10.1080/00288233.1989.10423460>, 2012.

Olander, L.P., and Vitousek, P.M.: Regulation of soil phosphatase and chitinase
activity by N and P availability, *Biogeochemistry*, 49, 175-190,
5 <https://doi.org/10.1023/A:1006316117817>, 2000.

Olsen, S.R., Cole, C.V., Watanabe, F.S., and Dean, L.A.: Estimation of available
phosphorus in soils by extraction with sodium bicarbonate. USDA circular 939.
U.S. Govt. Printing Office, Washington, DC. 1954.

Piegholdt, C., Geisseler, D., Koch, H., and Ludwig, B.: Long-term tillage effects on
10 the distribution of phosphorus fractions of loess soils in Germany, *J. Plant Nutr.*
Soil Sci., 176, 217-226, <https://doi.org/10.1002/jpln.201200393>, 2013.

Ross, D.J., Speir, T.W., and Kettle, H.A.: Soil: microbial biomass, C and N
mineralization and enzyme activities in a hill pasture: influence of season and
slow-release P and S fertilizer, *Soil Biol. Biochem.*, 27, 1431-1443,
15 [https://doi.org/10.1016/0038-0717\(95\)00069-Q](https://doi.org/10.1016/0038-0717(95)00069-Q), 1995.

Sah, R.N., Mikkelsen, D.S., and Hafez, A.A.: Phosphorus behavior in flooded-drained
soils. II. Iron transformation and phosphorus sorption, *Soil Sci. Soc. Am. J.*, 53,
1723-1729, <https://doi.org/10.2136/sssaj1989.03615995005300060019x>, 1989.

Seeling, B., and Jungk, A.: Utilization of organic phosphorus in calcium chloride
20 extracts of soil by barley plants and hydrolysis by acid and alkaline phosphatases,
Plant Soil, 178, 179-184, <https://doi.org/10.1007/BF00011581>, 1996.

Schrijver, A.D., Vesterdal, L., Hansen, K., Frenne, P.D., Augusto, L., Achat, D.L.,
Staelens, J., Baeten, L., Keermaeker, L.D., Neve, S.D., and Verheyen, K.: Four
decades of post-agricultural forest development have caused major
25 redistributions of soil phosphorus fractions, *Oecologia*, 169, 221-234,

<https://doi.org/10.1007/s00442-011-2185-8>, 2012.

Shen, J., Li, R., Zhang, F., Fan, J., Tang, C., and Rengel, Z.: Crop yields, soil fertility and phosphorus fractions in response to long-term fertilization under the rice monoculture system on a calcareous soil, *Field Crops Res.*, 86, 225-238,

5 <https://doi.org/10.1016/j.fcr.2003.08.013>, 2004.

Shuman, L. M.: Effect of phosphorus level on extractable micronutrients and their distribution among soil fractions, *Soil Sci. Soc. Am. J.*, 52, 136-141,

<https://doi.org/10.2136/sssaj1988.03615995005200010024x>, 1988.

Sigua, G.C., Stone, K.C., Bauer, P.J., and Szogi, A.A.: Phosphorus dynamics and

10 phosphatase activity of soils under corn production with supplemental irrigation in humid coastal plain region, USA, *Nutr. Cycl. Agroecosyst.*, 109, 249-267,

<https://doi.org/10.1007/s10705-017-9882-6>, 2017.

Sommers, L.E., and Nelson, D.W.: Determination of total phosphorus in soils: a rapid perchloric acid digestion procedure, *Soil Sci. Soc. Am. J.*, 36, 902-904,

15 <https://doi.org/10.2136/sssaj1972.03615995003600060020x>, 1972.

Song, K., Xue, Y., Zheng, X., Lv, W., Qiao, H., Qin, Q., and Yang, J.: Effects of the continuous use of organic manure and chemical fertilizer on soil inorganic

phosphorus fractions in calcareous soil, *Sci. Rep.*, 7, 1164,

<https://doi.org/10.1038/s41598-017-01232-2>, 2017.

20 Stroia, C., Morel, C., and Jouany, C.: Nitrogen fertilization effects on grassland soil acidification: consequences on diffusive phosphorus ions, *Soil Sci. Soc. Am. J.*,

75, 112-120, <https://doi.org/10.2136/sssaj2009.0135>, 2011.

Sun, X., Shen, Y., Schuster, M.J., Searle, E.B., Chen, J., Yang, G., and Zhang, Y.:

Initial responses of grass litter tissue chemistry and N:P stoichiometry to varied

25 N and P input rates and ratios in Inner Mongolia, *Agr. Ecosyst. Environ.*, 252,

114-125, <https://doi.org/10.1016/j.agee.2017.10.007>, 2018.

Tang, X., Ma, Y., Hao, X., Li, X., Li, J., Huang, S., Yang, X.: Determining critical values of soil Olsen-P for maize and winter wheat from long-term experiments in China, *Plant Soil*, 323:143-151, [10.1007/s11104-009-9919-y](https://doi.org/10.1007/s11104-009-9919-y), 2009. Tian, J., Wei, K., Condon, L.M., Chen, Z., Xu, Z., and Chen, L.: Impact of land use and nutrient addition on phosphatase activities and their relationships with organic phosphorus turnover in semi-arid grassland soils, *Biol. Fertil. Soils*, 52, 675-683, <https://doi.org/10.1007/s00374-016-1110-z>, 2016.

Vitousek, P.M., Porder, S., Houlton, B.Z., and Chadwick, O. A.: Terrestrial phosphorus limitation: mechanism, implications, and nitrogen-phosphorus interactions, *Ecol. Appl.*, 20, 5-15, <https://doi.org/10.1890/08-0127.1>, 2010.

Vu, D.T., Tang, C., and Armstrong, R.D.: Changes and availability of P fractions following 65 years of P application to a calcareous soil in a Mediterranean climate, *Plant Soil*, 304, 21-33, <https://doi.org/10.1007/s11104-007-9516-x>, 2008.

Walker, T.W., and Syers, J.K.: The fate of phosphorus during pedogenesis, *Geoderma*, 15, 1-19, [https://doi.org/10.1016/0016-7061\(76\)90066-5](https://doi.org/10.1016/0016-7061(76)90066-5), 1976.

Wang, J., Liu, W., Mu, H., and Dang, T.: Inorganic phosphorus fractions and phosphorus availability in a calcareous soil receiving 21-year superphosphate application, *Pedosphere*, 20, 304-310, [https://doi.org/10.1016/S1002-0160\(10\)60018-5](https://doi.org/10.1016/S1002-0160(10)60018-5), 2010.

Wang, R., Creamer, C.A., Wang, X., He, P., Xu, Z., and Jiang, Y.: The effects of a 9-year nitrogen and water addition on soil aggregate phosphorus and sulfur availability in a semi-arid grassland, *Ecol. Indic.*, 61, 806-814, <https://doi.org/10.1016/j.ecolind.2015.10.033>, 2016.

- Xiong, L., Wang, P., and Kopittke, P.M.: Tailoring hydroxyapatite nanoparticles to increase their efficiency as phosphorus fertilisers in soils, *Geoderma*, 323, 116-125, <https://doi.org/10.1016/j.geoderma.2018.03.002>, 2018.
- 5 Yang, K., Zhu, J., Gu, J., Yu, L., and Wang, Z.: Changes in soil phosphorus fractions after 9 years of continuous nitrogen addition in a *Larix gmelinii* plantation, *Ann. Forest Sci.*, 72, 435-442, <https://doi.org/10.1007/s13595-014-0444-7>, 2014.
- Zhang, B., Fang, F., Guo, J., Chen, Y., Li, Z., and Guo, S.: Phosphorus fractions and phosphate sorption-release characteristics relevant to the soil composition of water-level-fluctuating zone of Three Gorges Reservoir, *Ecol. Eng.*, 40, 153-159, 10 <https://doi.org/10.1016/j.ecoleng.2011.12.024>, 2012.
- Zhang, T., Mackenzie, A.F., Liang, B., and Drury, C.F.: Soil test phosphorus and phosphorus fractions with long-term phosphorus addition and depletion, *Soil Sci. Soc. Am. J.*, 68, 519-528, <https://doi.org/10.2136/sssaj2004.5190>, 2004.
- 15 Zhao, F., Zhang, Y., Dijkstra, F. A., Li, Z., Zhang, Y., Zhang, T., Lu, Y., Shi, J., and Yang, L.: Effect of amendments on phosphorous atatus in soils with different phosphorous levels, *Catena*, 172, 97-103, <https://doi.org/10.1016/j.catena.2018.08.016>, 2019.
- Zhou, K., Sui, Y., Xu, X., Zhang, J., Chen, Y., Hou, M., and Jiao, X.: The effects of biochar addition on phosphorus transfer and water utilization efficiency in a 20 vegetable field in Northeast China, *Agr. Water Manag.*, 210, 324-329, <https://doi.org/10.1016/j.agwat.2018.08.007>, 2018.

Tables

Table 1 General characteristics of the soil from the experimental site before nitrogen and phosphorus manipulation. Selected parameters include sand, silt and clay fractions, soil pH, soil organic matter (SOM), total nitrogen (TN), total phosphorus (TP), total inorganic phosphorus (TIP), organic P, exchangeable Ca and Al, and available Fe and Mn. Data are means \pm SE (n = 5).

Sand (%)	Silt (%)	Clay (%)	Soil pH	SOM (g kg ⁻¹)	TN (g kg ⁻¹)	TP (mg kg ⁻¹)	TIP (mg kg ⁻¹)	Organic P (mg kg ⁻¹)	Ca (cmol kg ⁻¹)	Al (cmol kg ⁻¹)	Fe (mg kg ⁻¹)	Mn (mg kg ⁻¹)
36.75 \pm 0.93	39.61 \pm 0.96	23.64 \pm 0.78	6.68 \pm 0.06	43.89 \pm 1.14	1.83 \pm 0.06	508.23 \pm 21.30	105.05 \pm 2.87	403.17 \pm 22.95	13.41 \pm 0.43	0.05 \pm 0.01	36.76 \pm 1.77	30.70 \pm 0.93

5

Table 2 Results (*F* values) of three-way ANOVAs on the effect of phosphorus (P) fertilizer type (P_t), P addition rate (P_r), nitrogen (N) addition and their interactions on soil inorganic phosphorus fractions of variscite (Al-P), strengite (Fe-P), dicalcium phosphate (Ca_2 -P), octacalcium phosphate (Ca_8 -P), hydroxylapatite (Ca_{10} -P), occluded phosphate (O-P), Olsen-P, total inorganic phosphorus(TIP), soil total P (TP) with KH_2PO_4 and $Ca(H_2PO_4)_2$ addition.

	Al-P	Fe-P	Ca_2 -P	Ca_8 -P	Ca_{10} -P	O-P	Olsen-P	TIP	TP
P_t	32.4**	76.7**	59.9**	101**	98.1**	0.60	21.5**	60.4**	2.90
P_r	268**	97.3**	73.8**	62.6**	6.30**	3.88*	25.0**	192**	7.70**
N	37.1**	18.2**	11.1**	21.9**	5.20*	0.00	1.90	36.8**	3.80
$P_t \times P_r$	7.90**	3.40*	11.6**	8.40**	1.00	3.21*	5.90**	13.6**	0.90
$P_t \times N$	0.40	0.10	5.30	6.20	0.10	19.7**	1.80	0.00	6.00*
$P_r \times N$	6.30**	2.10	2.70*	2.20	0.60	0.70	2.00	4.90**	0.80
$P_t \times P_r \times N$	4.20**	2.60*	0.90	4.00**	0.40	2.81*	1.30	3.40**	3.90**

*, ** Significance level at 0.05 and 0.01, respectively

Table 3 Correlation analyses (*R* values) among soil inorganic fractions, Olsen-P, total phosphorus (TP) and organic P (TOP) with Ca(H₂PO₄)₂ and KH₂PO₄ addition in the meadow steppe.

		Fe-P	Ca ₂ -P	Ca ₈ -P	Ca ₁₀ -P	O-P	Olsen-P	TP	TOP
KH ₂ PO ₄ addition	Al-P	0.92**	0.93**	0.87**	0.25	0.15	0.70**	0.44**	-0.26*
	Fe-P		0.95**	0.86**	0.27*	0.19	0.59**	0.41**	-0.28*
	Ca ₂ -P			0.92**	0.23	0.12	0.63**	0.41**	-0.28*
	Ca ₈ -P				0.29*	0.10	0.57**	0.37**	-0.29*
	Ca ₁₀ -P					0.00	0.17	0.06	-0.17
	O-P						0.07	0.15	0.01
	Olsen-P							0.52**	0.04
	TP								0.74**
Ca(H ₂ PO ₄) ₂ addition	Al-P	0.91**	0.92**	0.80**	0.47*	-0.04	0.48**	0.29*	-0.08
	Fe-P		0.94**	0.87**	0.49*	-0.03	0.46**	0.31*	0.01
	Ca ₂ -P			0.84**	0.42	-0.03	0.53**	0.32*	-0.06
	Ca ₈ -P				0.50*	0.05	0.34**	0.26**	0.02
	Ca ₁₀ -P					0.26*	0.11	0.17	-0.12
	O-P						-0.29*	-0.03	-0.03
	Olsen-P							0.34*	0.14
	TP								0.88**

*, ** Significance level at 0.05 and 0.01, respectively

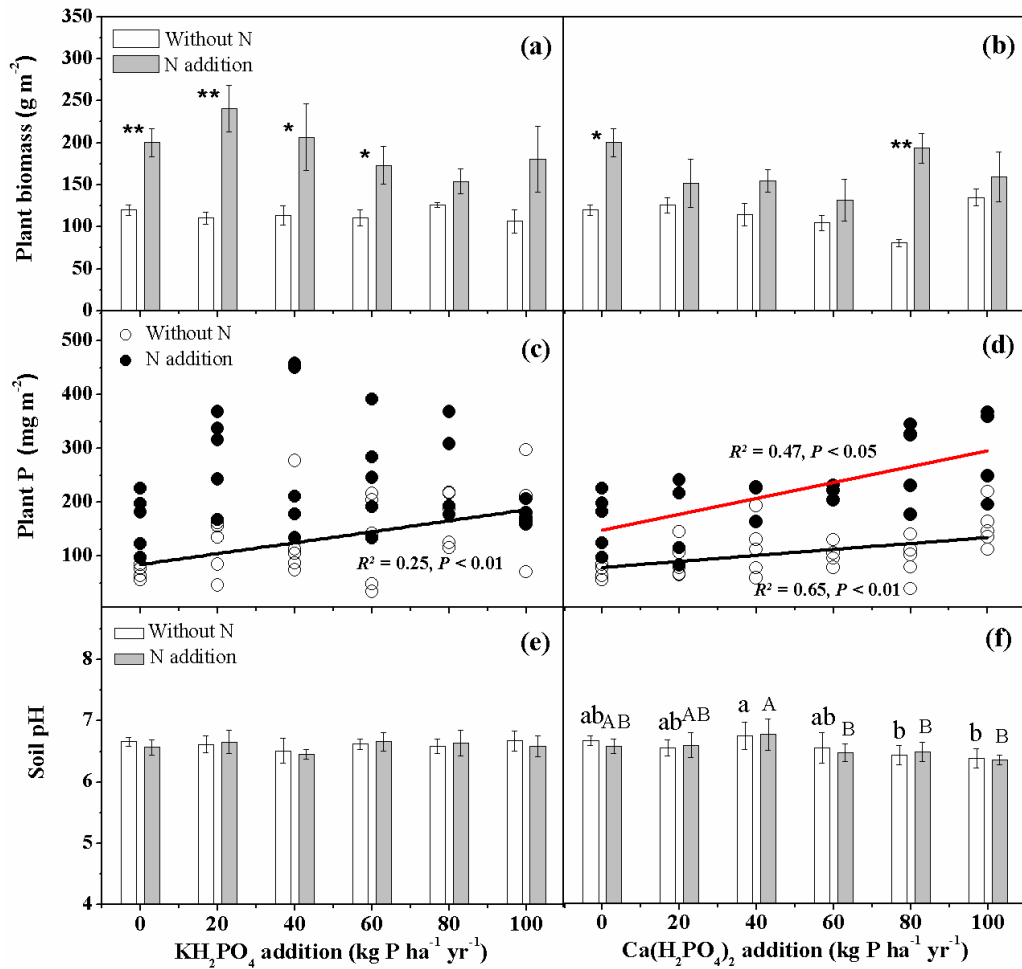


Fig. 1 Aboveground plant biomass (a, b), biomass-weighted phosphorus (P) uptake of three dominant plant species (c, d) and soil pH (e, f) as affected by KH_2PO_4 and $\text{Ca}(\text{H}_2\text{PO}_4)_2$ additions with and without N inputs. Data are represented as means \pm SE for panels a, b, e and f. Letters indicate significant differences between P rates of KH_2PO_4 or $\text{Ca}(\text{H}_2\text{PO}_4)_2$ addition without N (lowercase letters) and with N addition (capital letters). Asterisks represent significance between N treatments within each P type and rate (* and ** for $P < 0.05$ and 0.01 , respectively).

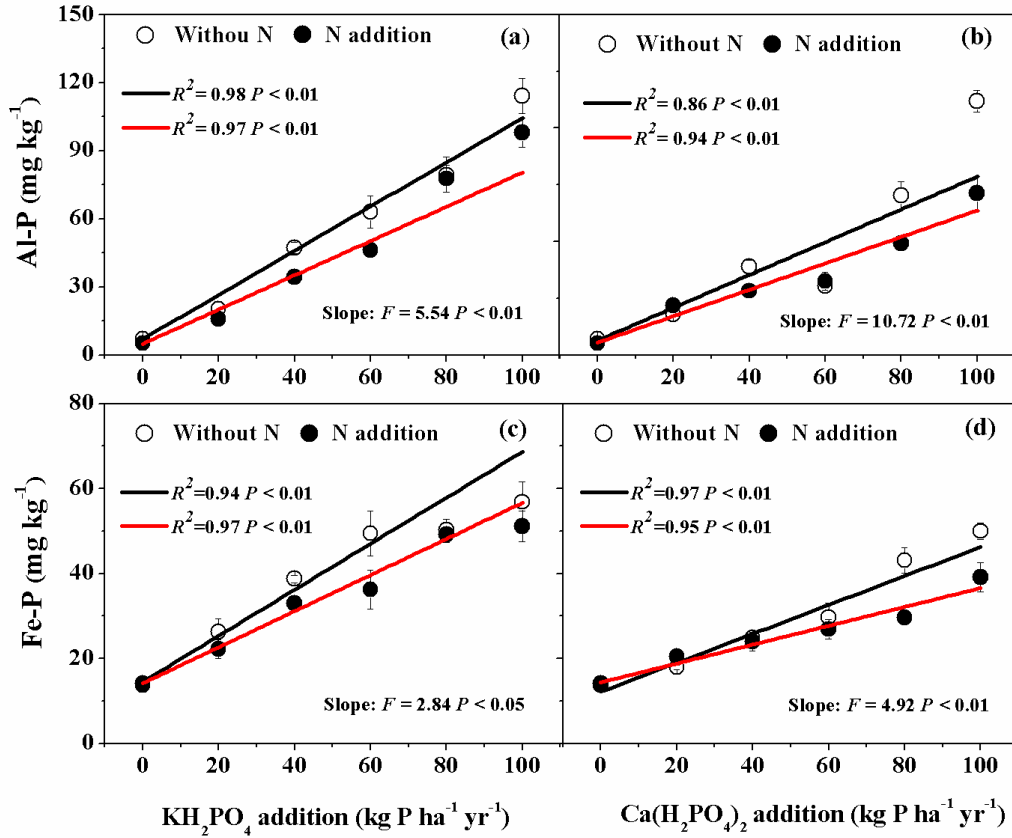


Fig. 2 Effects of phosphorus (P) and nitrogen (N) additions on soil variscite (Al-P) and strengite (Fe-P). Data are represented as means \pm standard error. Phosphorus types include KH₂PO₄ and Ca(H₂PO₄)₂ at rates of 0, 20, 40, 60, 80 and 100 kg P ha⁻¹ yr⁻¹. Fitted lines are based on linear regression models. The black and red line represent without N and N addition, respectively. Significance was labeled for slopes of the black and red lines.

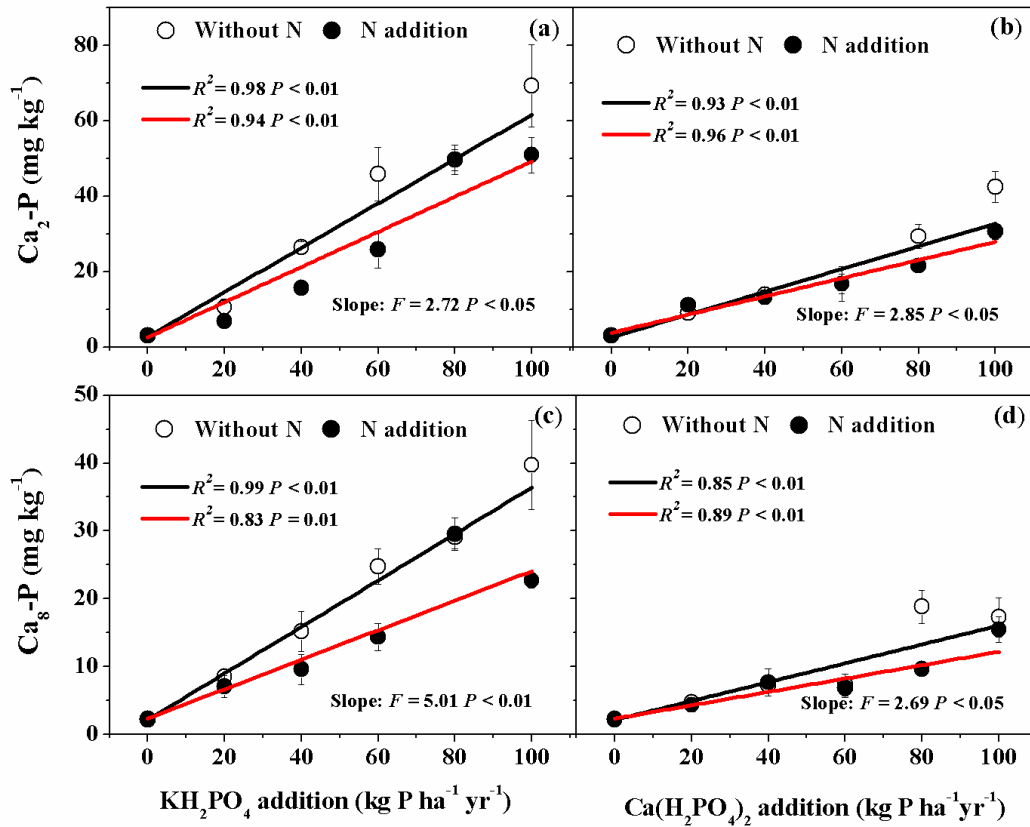


Fig. 3 Effects of phosphorus (P) and nitrogen (N) additions on soil dicalcium phosphate ($\text{Ca}_2\text{-P}$) and octacalcium phosphate ($\text{Ca}_8\text{-P}$). Phosphorus types include KH_2PO_4 and $\text{Ca}(\text{H}_2\text{PO}_4)_2$ at rates of 0, 20, 40, 60, 80 and $100 \text{ kg P ha}^{-1} \text{ yr}^{-1}$. Data are represented as means \pm standard error. Fitted lines are based on linear regression models. The black and red line represent without N and N addition, respectively. Significance was labeled for slopes of the black and red lines.

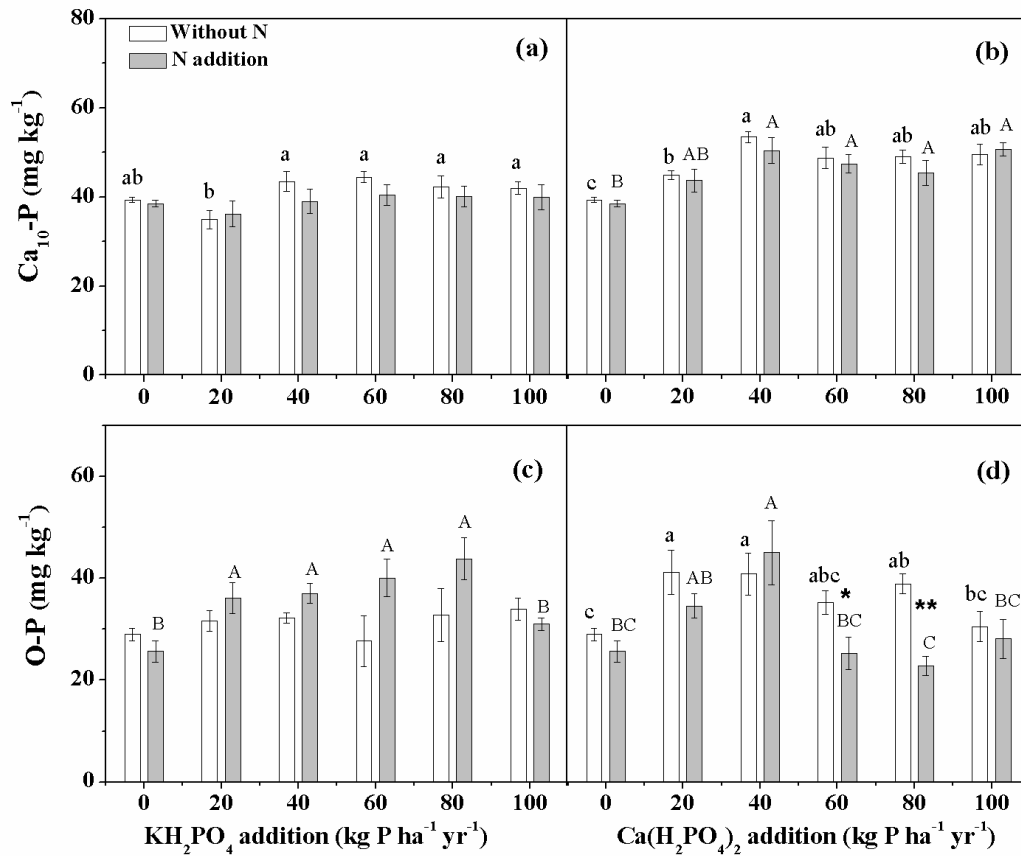


Fig. 4 Effects of phosphorus (P) and nitrogen (N) additions on soil hydroxylapatite (Ca₁₀-P) and occluded P (O-P). Phosphorus types include KH₂PO₄ and Ca(H₂PO₄)₂ at rates of 0, 20, 40, 60, 80 and 100 kg P ha⁻¹ yr⁻¹. Data are represented as means ± standard error. Letters indicate significant differences between P rates of KH₂PO₄ or Ca(H₂PO₄)₂ addition without N (lowercase letters) and with N addition (capital letters). Asterisks represent significance between N treatments within each P type and rate (* and ** for $P < 0.05$ and 0.01 , respectively).

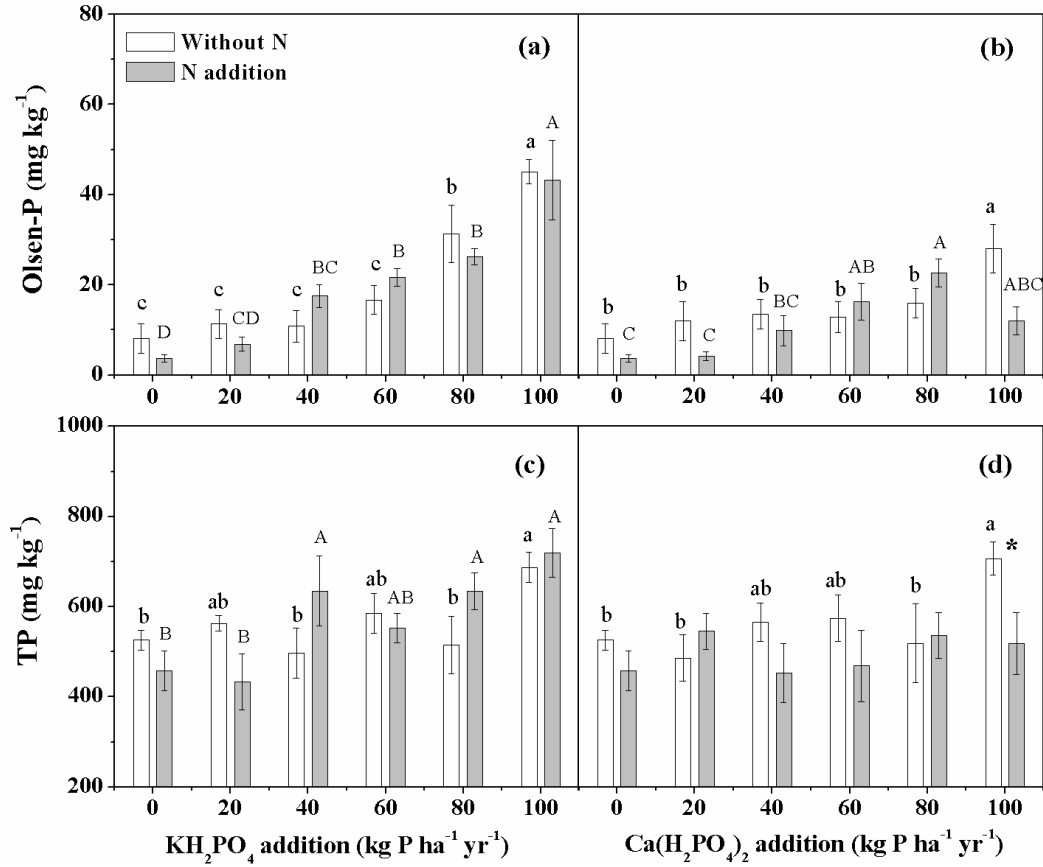
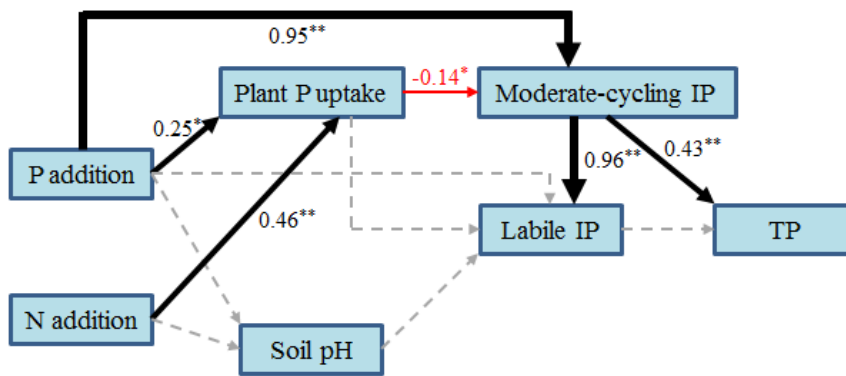


Fig. 5 Effects of phosphorus (P) and nitrogen (N) additions on soil Olsen-P and total P (TP) in the meadow steppe. Phosphorus types include KH_2PO_4 and $\text{Ca}(\text{H}_2\text{PO}_4)_2$ at rates of 0, 20, 40, 60, 80 and 100 $\text{kg P ha}^{-1} \text{ yr}^{-1}$. Data are represented as means \pm standard error. Letters indicate significant differences between P rates of KH_2PO_4 or $\text{Ca}(\text{H}_2\text{PO}_4)_2$ addition without N (lowercase letters) and with N addition (capital letters). Asterisks represent significance between N treatments within each P type and rate (* and ** for $P < 0.05$ and 0.01 , respectively).

(a) KH_2PO_4



(b) $\text{Ca}(\text{H}_2\text{PO}_4)_2$

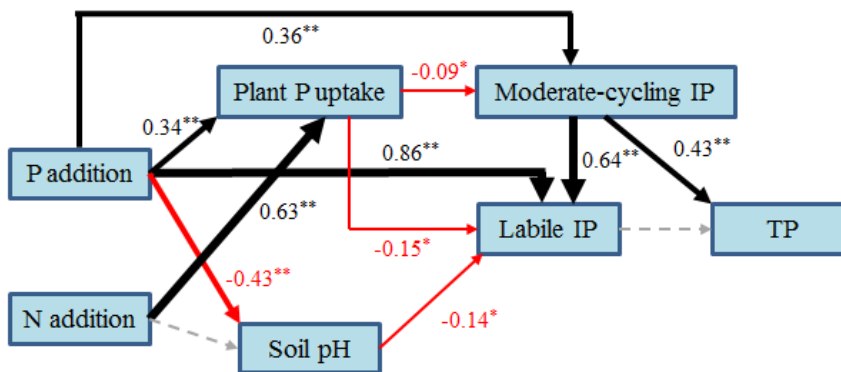


Fig. 6 Structural equation model of the relationships between soil pH, plant P uptake, soil moderate-cycling inorganic phosphorus (IP), labile P and TP under KH_2PO_4 (a, $\chi^2 = 23.44$, $P = 0.38$, RMSEA = 0.03, AIC = 67.44) and $\text{Ca}(\text{H}_2\text{PO}_4)_2$ additions (b, $\chi^2 = 27.01$, $P = 0.08$, RMSEA = 0.09, AIC = 79.01) across N treatments. Arrows indicate positive (black), negative (red) and neutral (grey-dotted) effects. Arrow width is proportional to the strength of the relationship. The number adjacent to each arrow is the standardized path coefficient with corresponding significance (*, ** for $P < 0.05$ and 0.01, respectively).

10

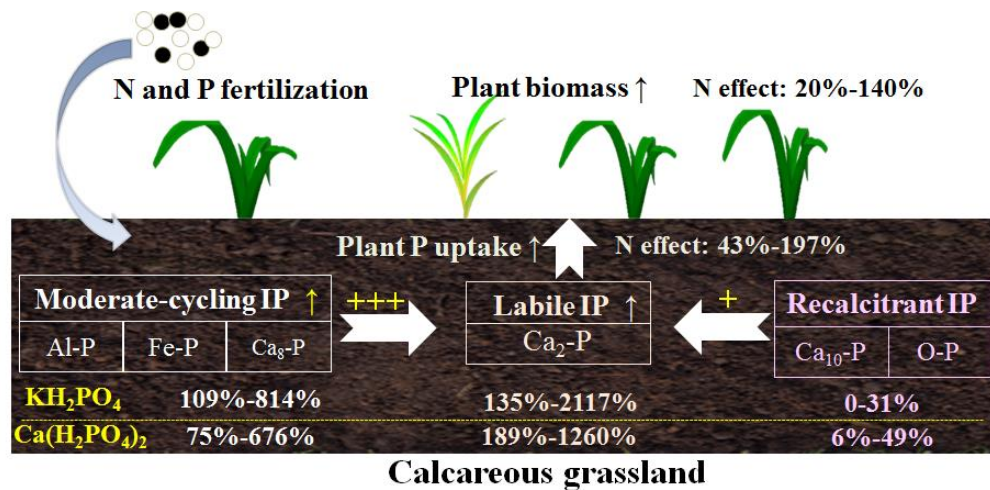


Fig. 7 Schematic diagram shows the effects of phosphorus (P) compound addition on soil inorganic P transformations in the calcareous grassland of Inner Mongolia. The percentages represent increase (“↑” in the diagram) of soil inorganic P fractions, plant P uptake and plant biomass as affected by fertilization across P addition rates.

5 KH₂PO₄ addition had a larger impact on moderate-cycling IP (sum of Al-P, Fe-P and Ca₈-P) as compared to Ca(H₂PO₄)₂ (109%-814% vs. 75%-676%). However, recalcitrant P (sum of Ca₁₀-P and O-P) increased more with Ca(H₂PO₄)₂ addition relative to KH₂PO₄ (6%-49% vs. 0-31%). Nitrogen addition decreased

10 moderate-cycling P by enhancing plant biomass and plant P uptake for both P compound additions across P addition rates. Therefore, moderate-cycling P showed a higher contribution to soil labile P than recalcitrant P as represented by ‘+++’ and ‘+’, respectively.