

# Reviews and syntheses: Marine biogenic aerosols, dimethylsulfide (DMS) emissions and the ecophysiology of coral reefs

Rebecca L. Jackson<sup>1,2\*</sup>, Albert J. Gabric<sup>2,3</sup>, Roger Cropp<sup>1</sup> and Matthew T. Woodhouse<sup>4</sup>

<sup>1</sup>School of Environment and Science, Griffith University, Gold Coast, QLD, Australia

<sup>2</sup>Australian Rivers Institute, Griffith University, Gold Coast, QLD, Australia

<sup>3</sup>School of Environment and Science, Griffith University, Nathan, QLD, Australia

<sup>4</sup>Climate Science Centre, Oceans and Atmosphere, Commonwealth Scientific and Industrial Research Organisation, Aspendale, VIC, Australia

*Correspondence to:* Rebecca Jackson (rebecca.jackson7@griffithuni.edu.au)

**Abstract.** Coral reefs are being threatened by global climate change, with ocean warming and acidification, compounded by declining water quality in many coastal systems, adversely affecting coral health and cover. This is of great concern as coral reefs provide numerous ecosystem, economic and social services. Corals are also recognized as being amongst the strongest individual sources of natural atmospheric sulfur, through stress-induced emissions of dimethylsulfide (DMS). In the clean marine boundary layer, biogenic sulfates contribute to new aerosol formation and the growth of existing particles, with important implications for the radiative balance over coral reefs. Evidence suggests that DMS is not only directly involved in the coral stress response, alleviating oxidative stress, but may create an “ocean thermostat” which suppresses sea surface temperature (SST) through changes to aerosol and cloud properties. This review provides a summary of the current major threats facing coral reefs and describes the role of dimethylated sulfur compounds in coral physiology and climate. The role of coral reefs as a source of climatically important compounds is an emerging topic of research, however, the window of opportunity to understand the complex biogeophysical processes involved is closing with ongoing degradation of the world’s coral reefs. The greatest uncertainty in our estimates of radiative forcing and climate change are derived from natural aerosol sources, such as marine DMS, which constitutes the largest flux of oceanic reduced sulfur to the atmosphere. Gaining a better understanding of the role of coral reef DMS emissions is crucial to predicting the future climate of our planet.

Deleted: ,

## 1. Introduction

Tropical corals grow in warm, oligotrophic waters from approximately 30° N to 30° S (Fig. 1). This geographical restriction is due to the physiological requirements of reef-building Scleractinian corals which have relatively narrow thermal, light and salinity tolerance ranges (Bourne et al., 2016; Lesser, 2010; Hughes et al., 2018). The term coral holobiont refers to the symbiosis of the coral host with multiple endosymbiotic microorganisms including cyanobacteria, which aid in nitrogen fixation (Lesser et al., 2004) and photosynthetic dinoflagellates of the genus *Symbiodinium* (Muscantine and Porter, 1977). Several clades of *Symbiodinium* may exist within the coral host depending on species and thermo-tolerance and are collectively termed zooxanthellae. These are acquired via phagocytosis and reside within membrane enclosed compartments (the symbiosome) within the coral gastrodermis (Tresguerres et al., 2017). Zooxanthellae provide corals with their vibrant colours (e.g. Fig. 2) and 95% of their metabolic requirements via translocation of photosynthetically fixed carbon and in return, depend upon the coral host to obtain inorganic carbon (Falkowski et al., 1984; Dubinsky and Falkowski, 2011). This symbiosis is essential for coral survival (Bourne et al., 2016).

Shallow-water coral reefs cover only 0.1% (~600,000 km<sup>2</sup>) of the marine environment (Spalding et al., 2001), yet provide numerous essential ecosystem, economic and social services (Barbier et al., 2011; Hoegh-Guldberg et al., 2007; Jones, 2015), with an estimated value of US\$9.9 trillion annually (Costanza et al., 2014). Approximately one third of all described marine species obtain food and habitat from coral reefs (Reaka-Kudla, 1997). The biodiversity of coral reefs makes them hotspots for global tourism, providing approximately US\$36 billion annually (Spalding et al., 2017) and for the discovery of new medically important biochemical compounds (Kumar, 2006). Their high productivity also provides a valuable source of income for global fisheries, estimated at US\$5.7 billion per year (Cesar et al., 2003). Fringing and barrier reefs are also highly effective at mitigating coastal erosion by reducing wave energy by up to 97% (Ferrario et al., 2014). Coral reefs provide many other services including nutrient cycling (Barbier et al., 2011; Gattuso et al., 1998; Bourne et al., 2016) and potentially climate regulation through stress-induced emissions of volatile sulfur compounds (Cropp et al., 2018; Fischer and Jones, 2012; Jones, 2015; Fiddes et al., 2018).

When corals experience physiological stress from high sea surface temperature (SST), light, hyposalinity or exposure to air at low tide, they increase production of dimethylsulfoniopropionate (DMSP), which acts as an antioxidant for the coral holobiont (Deschaseaux et al., 2014a; Hopkins et al., 2016; Gardner et al., 2016). Depending on the degree of coral stress, a portion of DMSP is enzymatically cleaved to form the volatile gas dimethylsulfide (DMS) (Raina et al., 2009; Bullock et al., 2017). Upon ventilation to the atmosphere DMS is oxidised to form aerosol precursors (Andreae and Crutzen, 1997), which can affect aerosol formation and growth (Sanchez et al., 2018; Charlson et al., 1987). DMS emissions from coral reefs may therefore exert a significant influence on local climate.

The role of coral reefs in climate has only recently begun to be appreciated, despite zooxanthellate corals being amongst the largest **individual** sources of natural sulfur in the marine environment (Burdett et al., 2015; Broadbent and Jones, 2004; Haydon et al., 2018; Swan et al., 2017a; Van Alstyne et al., 2009). However, our understanding of the biogeochemical and ocean-atmosphere interactions involved in the coral reef DMS cycle is not yet complete (Jones, 2015), contributing to the large uncertainty in the role of natural aerosols in our estimates of radiative forcing (Carslaw et al., 2013). The ongoing degradation of the world's coral reefs provides an urgency to gaining a better understanding of these processes. A primary concern is whether a decline in emissions of DMS - derived aerosol will alter the local radiative balance and accelerate warming in coral reefs, impeding the ability of corals to cope with future rises in SST. In this review we examine the role of DMS in coral ecophysiology and the emerging topic of coral reefs as a source of marine biogenic aerosol (MBA). The implications of coral bleaching and ongoing coral reef degradation will also be discussed to highlight the importance of a multi-disciplinary approach to coral reef management. In the face of rapid climate change, non-traditional means of conservation and management may be required.

## 2. The role of dimethylated sulfur compounds in coral reefs

### 2.1 The coral reef sulfur cycle

Scleractinian corals are recognized as being a significant source of DMS/P, with reported concentrations as high as 54,381 nM DMSP and 18,665 nM DMS in coral mucous ropes (Broadbent and Jones, 2004), 409 nmol DMSP cm<sup>-2</sup> of coral surface (Frade et al., 2016), and 45.9 nmol m<sup>-3</sup> atmospheric DMS (DMS<sub>a</sub>) above an aerially exposed coral reef (Swan et al., 2017a). Zooxanthellate soft corals such as Octocorals, are also reported to contain high amounts of DMSP, with concentrations up to 4710 nmol mg<sup>-1</sup> protein (Haydon et al., 2018). These concentrations are higher than those reported for lone dinoflagellate cells and benthic algae (Broadbent et al., 2002).

Figure 3 provides a simplified overview of the coral reef sulfur cycle and the role of dimethylated sulfur compounds in the DMS - SST feedback.

DMSP is a zwitterion and will not passively diffuse across cell membranes. DMSP in the form of dissolved (DMSP<sub>w</sub>) or particulate (DMSP<sub>p</sub>), may be released to surrounding reef waters via zooplankton grazing on phytoplankton (Dacey and Wakeham, 1986) including zooxanthellae, which may be expelled at a rate of 0.2 - 0.4% *Symbiodinium* cells day<sup>-1</sup>, in response to elevated irradiance or temperature (Jones et al., 2007). Furthermore, DMS or dimethyl sulfoxide (DMSO) may be released in coral mucous and *Symbiodinium* exudates. (Broadbent and Jones, 2006; Raina et al., 2009). DMS and acrylate are produced via the cleavage of DMSP by enzymes collectively termed DMSP-lyases (Bullock et al., 2017), present in zooxanthellae (Caruana and Malin, 2014) and coral-associated bacteria (Raina et al., 2009). The amount of DMS ultimately released to surrounding reef waters is dependent upon the ratio of DMSP breakdown to DMS and DMS/P photo-oxidation to DMSO by

**Deleted:** Particulate DMSP (DMSP<sub>p</sub>) may be released to surrounding reef waters via zooxanthellae expulsion, which can occur at a rate of 0.2 - 0.4% *Symbiodinium* cells day<sup>-1</sup> in response to elevated irradiance or temperature (Jones et al., 2007), zooplankton grazing on phytoplankton (Dacey and Wakeham, 1986), or in the form of DMS or dimethyl sulfoxide (DMSO) released in coral mucous and *Symbiodinium* exudates ...

reactive oxygen produced by the coral holobiont under stress (Fig. 4). Although oxidation to DMSO is a sink of DMS/P, DMSO may also be reduced back to DMS and therefore also acts as a DMS source in coral reef waters (Fischer and Jones, 2012; Gardner et al., 2016; Deschaseaux et al., 2014b). The physiological requirements of microbial communities within the coral host and in coral reef waters also plays an important role in the cycling of DMSP, switching between the DMSP catabolism and demethylation pathways (Fig. 4). The microbial catabolism pathway yields DMS and acrylate, both of which serve as an important carbon source (Bourne et al., 2016; Sun et al., 2016; Bullock et al., 2017).

Dissolved DMS ( $\text{DMS}_w$ ) is then ventilated to the atmosphere where it has a residence time of approximately one day (Khan et al., 2016), before atmospheric reaction mechanisms such as oxidation to sulfur dioxide ( $\text{SO}_2$ ) occur (Fig. 3) (Andreae and Crutzen, 1997; Barnes et al., 2006). When pre-existing aerosol concentrations and cloud cover are high, for example when high wind speeds enhance sea-spray aerosol (SSA) emission, heterogeneous oxidation of  $\text{SO}_2$  in cloud droplets occurs rapidly, contributing to the growth of existing particles rather than the formation of new particles (Woodhouse et al., 2013; Hoffmann et al., 2016). Conversely, during calm, clear conditions,  $\text{SO}_2$  may undergo further oxidation to sulfuric acid ( $\text{H}_2\text{SO}_4$ ), followed by gaseous phase nucleation to form new non-sea salt sulfate (nss- $\text{SO}_4$ ) particles (Fig. 3). Nucleation of  $\text{H}_2\text{SO}_4$  may occur within the marine boundary layer (MBL) or in the free troposphere where conditions are more favourable, with entrainment providing an important source of new sulfate particles to the MBL (Sanchez et al., 2018). These secondary aerosols can be efficient cloud condensation nuclei (CCN) and may affect cloud albedo over oceans (Charlson et al., 1987).

## 2.2 Mechanisms of biosynthesis

The biochemical pathways involved in DMSP biosynthesis in corals are complex (Bullock et al., 2017). Until recently, it was thought that biosynthesis was limited to photosynthetic endosymbionts. However, recent findings show that coral hosts themselves are substantial sources of DMSP (Raina et al., 2013). In phytoplankton, DMSP is produced via a series of four enzymes (Gage et al., 1997) which assimilate sulfur into cysteine and methionine and subsequently into the stable, soluble form DMSP (Bourne et al., 2016; Stefels, 2000). *Acropora* spp. contain orthologues of genes responsible for the expression of two of these enzymes, which encode NADPH-reductase and Ado-Met-dependent methyltransferase enzymes involved in the second and third steps of the DMSP biosynthesis pathway, respectively (Raina et al., 2013). The methyltransferase enzyme is particularly specific to this pathway and is highly expressed in *Acropora* juveniles which have not yet assimilated endosymbiotic *Symbiodinium*. Expression declines with adult development likely due to coral association with zooxanthellae (Raina et al., 2013). Additionally, high levels of intracellular DMSP are reported in *Acropora* spp., with *A. tenuis* and *A. millepora* juveniles exhibiting 65% and 76% increases in DMSP concentration in response to thermal stress (Raina et al., 2013). Similar responses were observed in adult corals after exposure to temperatures of 32° C for 10 days. Despite a decline in *Symbiodinium* density of 84% (where the remaining 16% were severely structurally compromised and not producing DMSP) DMSP concentration increased by 68%, suggesting that the coral polyp was the source of biosynthesis (Raina et al., 2013).

There are a number of hypotheses as to why corals synthesize DMSP. Sulfur is an essential nutrient for all lifeforms, involved in amino acid and protein synthesis. Carbon is also an essential component of life, providing an energy source for respiration. DMSP provides an abundant organic source of both sulfur and carbon in coral reefs and biosynthesis is thought to play a role in the structuring of the coral microbiome (Bourne et al., 2016; Raina et al., 2010; Raina et al., 2009). These endosymbionts provide a number of services to the coral host, including carbon and nitrogen fixation (Falkowski et al., 1984; Dubinsky and Falkowski, 2011) and disease prevention via production of antimicrobial compounds such as tropodithietic acid (TDA), derived from microbial DMSP catabolism (Raina et al., 2016). DMSP is also involved in alleviating oxidative stress in Scleractinian corals (Hopkins et al., 2016; Gardner et al., 2016; Deschaseaux et al., 2014b).

### 2.3 The coral antioxidant response

Empirical evidence shows that DMSP biosynthesis in Scleractinian corals is upregulated during periods of elevated SST, irradiance, aerial exposure at low tide and hyposalinity associated with rainfall or fluvial discharges from adjacent river systems (Swan et al., 2017a; Broadbent and Jones, 2006; Jones et al., 2007; Gardner et al., 2016; Hopkins et al., 2016; Raina et al., 2013). Corals and the endosymbiotic relationship they depend upon, have a relatively narrow thermal, light and salinity tolerance range (Lesser, 2010; Nielsen et al., 2018). Enhanced production of dimethylated sulfur compounds when these tolerance ranges are approached suggests DMSP may play a key role in the coral stress response. Field measurements show that DMSP and DMS are positively correlated with SST (Jones et al., 2007) and tide height (Jones and Trevena, 2005) throughout the Great Barrier Reef (GBR), Australia. This relationship has also been demonstrated in chamber experiments (Raina et al., 2013; Hopkins et al., 2016). For example, *A. intermedia* sampled from Heron Island in the southern GBR increased intracellular DMSP production by 45% in response to a 2° C rise in ambient SST (Jones et al., 2014).

Elevated irradiance and/or SST can impair zooxanthellae photosystems, destabilizing the photosynthetic electron-transport chain and increasing the production of harmful reactive oxygen species (ROS) (Lesser et al., 1990; Jones et al., 2002; Yakovleva et al., 2009; Downs et al., 2002). These ROS can diffuse from the algal symbiont into coral cytoplasm where antioxidant defences may prevent oxidative damage by reducing ROS levels to the tolerance threshold of the coral holobiont.

In phytoplankton, superoxide dismutase (SOD) and glutathione interactions form an antioxidant pathway, whereby SOD converts superoxide anions to hydrogen peroxide (H<sub>2</sub>O<sub>2</sub>) and oxygen (O<sub>2</sub>) while the glutathione pathway regenerates the enzyme ascorbate peroxidase, responsible for scavenging H<sub>2</sub>O<sub>2</sub> (Lesser, 2006). DMSP, DMS and acrylate are also capable of scavenging ROS (Sunda et al., 2002) and may therefore form a similar antioxidant system in corals (summarised in Fig. 4).

The role of DMSP in the coral antioxidant response is supported by several studies which show that when stress exceeds coral physiological limits (e.g. SST > 30° C or salinity < 24 psu), DMSP and DMS concentrations decline as the rate of oxidation to DMSO increases (Hopkins et al., 2016; Gardner et al., 2016; Deschaseaux et al., 2014b). For example, when *Acropora* spp. were exposed to SST two degrees above the climatological summer maximum for a period of 36 hours, chamber headspace

Deleted: ,

Deleted: when ROS levels are below

DMS concentrations declined by 93% as the ratio of dissolved DMSO:DMSP increased (Fischer and Jones, 2012). Similarly, increases in DMS<sub>a</sub> occur when corals are exposed to air at low tide, due to direct atmospheric exchange (Swan et al., 2017a). DMS<sub>a</sub> declines with time as oxidation to DMSO increases. When corals are resubmerged, a second spike in DMS<sub>a</sub> occurs as the dissolution of DMS-rich coral mucous increases sea surface concentration and ventilation to the atmosphere. Atmospheric and dissolved DMS levels then decline again as DMSO concentrations increase (Hopkins et al., 2016; Swan et al., 2016). This trend is also observed when corals are exposed to low salinity (~16 psu) (Gardner et al., 2016), as occurs on inshore continental reefs during the wet season when fluvial discharge is high. The decline in intracellular DMSP and DMS emissions with extreme stress reflects enhanced photochemical oxidation to DMSO, suggesting DMS/P is a sensitive indicator of coral stress and an important antioxidant in the coral holobiont. As mentioned earlier, soft corals (e.g. Octocorallia spp.) contain large quantities of DMS/P. However, unlike Scleractinian corals, emissions of DMS from zooxanthellate soft corals do not vary seasonally, perhaps indicating an alternative ecological role involving holobiont community structuring (Haydon et al., 2018). Given the increasing dominance of soft corals in disturbed coral reef systems (Inoue et al., 2013; Nörstrom et al., 2009), a shift in coral community structure could lead to a significant change in DMS emissions from coral reefs.

Deleted: Interestingly

Deleted: possibly

### 3. Environmental stressors and their impact on DMSP cycling

A key question is how the DMS/P antioxidant system in corals will respond to a changing climate, and whether a change in DMS/P synthesis facilitates or hinders corals ability to adapt to rapid environmental change. Bourne et al. (2016) review the cumulative impacts of coral reef stressors, and claim that when temperature, ocean acidification, water quality and other stressors such as overfishing accumulate, the diversity and resilience of the coral microbiome and coral reef ecosystem declines. Reduced diversity may lead to a higher risk of coral disease and mortality and wide-scale ecosystem shifts before a new stable state is achieved (Bourne et al., 2016). Figure 5 summarises the impacts of climate change and modification of land-use on coral reefs and the predicted impact on DMS emissions.

#### 3.1 Ocean warming

Ocean warming is considered to be one of the greatest threats to coral reefs (Baker et al., 2008; Heron et al., 2016; Hughes et al., 2018; Skirving et al., 2019). More than 90% of the heat energy accumulated in the Earth's climate system, largely a result of anthropogenic greenhouse gas (GHG) emissions, is stored in the ocean. Consequently, global mean SST has risen by 0.5°C over the last 40 years (IPCC, 2014). The stability of the coral system is dependent upon the range of temperature and irradiance experienced by the coral host and their endosymbionts (Dubinsky and Falkowski, 2011; Lesser, 2010). If thermal and/or light stress induces the production of excess ROS (Lesser, 2010), corals may change the composition of zooxanthellae clades (symbiont switching or shuffling) in an attempt to reduce oxidative stress (Bay et al., 2016), or expel their zooxanthellae resulting in coral bleaching (Gates et al., 1992; Nielsen et al., 2018; Lesser et al., 1990). The severity of coral bleaching and subsequent mortality is dependent on the duration and magnitude of stress during conditions preceding the event (Ainsworth

et al., 2016). For example, high SST or irradiance may not independently result in coral bleaching, however, may do so synergistically.

As many Scleractinian corals now reside in regions with SST close to their upper physiological limits, a 0.5° C rise in SST above the local summer maximum for a period of several weeks is sufficient to cause coral bleaching and mortality (Berkelmans, 2009). SST greater than ~2° C above the summertime maximum can result in coral bleaching over much shorter time-scales (Bainbridge, 2017). If stress levels subside quickly, corals may regain their zooxanthellae and recover, although surviving corals can have reduced growth, calcification and reproductive rates and a higher incidence of disease and competitive susceptibility (Baker et al., 2008; Ward et al., 2002; Chaves-Fonnegra et al., 2018). Recent work found an 89% decline in larval recruitment during the 2018 spawning event in the GBR after consecutive mass bleaching events adversely affected populations of adult spawning corals (Hughes et al., 2019). If current GHG emissions continue, it is estimated that 50% of coral reefs will experience annual severe coral bleaching by 2030, and more than 95% by 2050 (Burke et al., 2011), assuming corals cannot adapt or acclimate to the changing climate.

Empirical evidence has demonstrated that DMS/P biosynthesis is upregulated during thermal stress, followed by oxidation to DMSO in temperature sensitive species (e.g. Deschaseaux et al., 2014a). Therefore, warmer oceans will likely cause an upregulation of DMSP biosynthesis and oxidation to DMSO in coral reefs (Fig. 5). However, variation among coral species and zooxanthellae type and their interactions with marine macro and microalgae will govern changes to the coral reef sulfur cycle. When corals experience thermal stress, *Acropora spp.* in the GBR have been found to expel thermo-sensitive Clade C *Symbiodinium*, instead taking up the more tolerant Clade D variety (Bay et al., 2016). Symbiont switching and/or shuffling may occur rapidly over time-scales of several days to weeks or may occur gradually over several months in response to changes in environmental conditions. This can assist corals in coping with physiological stress, as thermo-tolerant *Symbiodinium* photosystems are not producing excess amount of ROS. For example, symbiont shuffling to favour type D symbiont dominance in *A. millepora* increased thermo-tolerance by ~1.5°C (Berkelmans and Van Oppen, 2006). Interestingly, some temperature-tolerant zooxanthellae clades (e.g. clade D) are weaker producers of DMSP compared to the temperature sensitive clades (Deschaseaux et al., 2014b; Bay et al., 2016). This may change if future SST rises establish new baseline temperatures above the tolerance threshold of these more tolerant clades, increasing oxidative stress and DMSP biosynthesis. However, tolerance thresholds within *Symbiodinium* clades is highly variable (Klueter et al., 2017) and does not always predict DMSP biosynthesis (Steinke et al. 2011).

Marine micro- and macroalgae compete with corals for light, nutrients and space. When coral reefs are degraded by coral bleaching, fleshy macroalgae such as *Polysiphonia spp.* and *Ulva spp.* which also synthesize DMSP (Van Alstyne and Puglisi, 2007), may dominate (De'ath and Fabricius, 2010; Bell, 1992; McClanahan et al., 2011; McCook and Diaz-Pulido, 2002). Phytoplankton blooms, which are additional sources of DMSP in coral reefs, have been positively correlated with aerosol

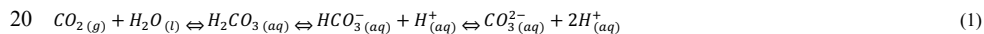


concentration in the Southern Ocean, reflecting an enhanced biogenic particle source from DMS and other organic emissions (Korhonen et al., 2008; McCoy et al., 2015). This additional source of biogenic sulfur may counteract any decline in coralline emissions (Fig. 5). Algal blooms may also increase light attenuation at the surface, alleviating coral light stress however, these organisms also promote heat absorption at the ocean surface, converting ~60% of absorbed photons to heat (Lin et al., 2016).

5 Increasingly algal dominated coral reef communities may exacerbate the warming effects of GHGs in coral reefs.

### 3.2 Ocean acidification

Ocean acidification (OA) affects coral reefs by enhancing dissolution and limiting pH sensitive coral calcification rates (Tresguerres et al., 2017; Albright et al., 2018; Steiner et al., 2018). Anthropogenic carbon dioxide (CO<sub>2</sub>) emissions are 10.1 ± 0.5 Gt C year<sup>-1</sup> (Le Quéré et al., 2018), of which approximately 30% is absorbed by the oceans and affects seawater chemistry (IPCC, 2014; Orr, 2011). Increased CO<sub>2</sub> levels increase the formation of carbonic acid (H<sub>2</sub>CO<sub>3</sub>) which readily dissociates into bicarbonate ions (HCO<sub>3</sub><sup>-</sup>) and protons (H<sup>+</sup>) as per Eq. (1). These protons react with carbonate (CO<sub>3</sub><sup>2-</sup>) to produce more HCO<sub>3</sub><sup>-</sup> ions, which in turn, decrease the bioavailability of CO<sub>3</sub><sup>2-</sup> for marine calcification (Orr, 2011). The current concentration of CO<sub>3</sub><sup>2-</sup> ions in the ocean is 200 μmol kg<sup>-1</sup> of seawater (Zeebe and Tyrrell, 2019), around 40 μmol kg<sup>-1</sup> less than the minimum over the past 420,000 years (Hoegh-Guldberg et al., 2007). OA also favours erosion of calcareous structures (Eq. (2)), with massive *Porites* corals in the northern GBR already displaying annual declines in linear extension rates and skeletal density of 1.02% and 0.36% respectively (Cooper et al., 2008). If current GHG emissions persist, it is estimated that less than 15% of the world's coral reefs will be in regions with carbonate saturation sufficient for coral growth by 2050 (Burke et al., 2011).



It is unclear how DMSP cycling will be influenced by OA and this is particularly true of coral reefs. In remote oceans such as the Arctic, biosynthesis of DMSP is predicted to increase due to enhanced phytoplankton biomass and availability of inorganic carbon (Archer et al., 2013). Other studies predict that the flux of DMS to the atmosphere will decrease due to a decline in the abundance of DMSP-producers such as phytoplankton (Schwinger et al., 2017; Archer et al., 2018). Regardless, acidification appears to be adversely affecting coral calcification and health (Cooper et al., 2008; Hoegh-Guldberg et al., 2007; Orr, 2011; Albright et al., 2018). If this continues, a decline in coral cover may result in a decline in DMS emissions from coral reefs (Fig. 5). Again, opportunistic growth of algae is predicted to dominate degraded coral reef systems (De'ath and Fabricius, 2010; Brodie et al., 2011; McCook and Diaz-Pulido, 2002). It is possible that increased DMS emissions from this algal source may counteract the decline in coralline source-strength (Fig. 5). However, recent evidence from the southern GBR

demonstrated that the combined effects of ocean warming and acidification under RCP8.5 conditions also impaired calcification in the macroalga *Halimeda heteromorpha* (Brown et al., 2019), highlighting the complexity inherent in coral-algae interactions.

### 3.3 Water quality and eutrophication

- 5 Declining water quality is another cause of coral reef degradation. Although inner-shelf coral reefs exposed to reduced water quality are more resistant to coral bleaching, resilience is low due to increased susceptibility to disease and predation (MacNeil et al., 2019). Eutrophication arises when enhanced loading of the limiting macro-nutrients nitrogen (N) and/or phosphorous (P) induce excessive growth of marine algae (Howarth et al., 2011; Diaz and Rosenberg, 2008; McEwan et al., 1998), which impede coral growth and reduce the opportunity for new corals to establish (De'ath and Fabricius, 2010; Bell, 1992; 10 McClanahan et al., 2011). This is often caused by catchment runoff and soil erosion from land clearing, agriculture and urbanization (Brodie et al., 2011; McKergow et al., 2005). Resulting algal blooms can reduce water clarity, deplete dissolved oxygen and release toxins (Osborne et al., 2001), all of which adversely affect coral health and grazing fish populations. Depletion of grazing fish populations further favours algal growth by removing top-down control (McClanahan et al., 2011). Eutrophication leading to an increase in phytoplankton standing stock also contributes to outbreaks of *Acanthaster planci* 15 (Crown of Thorns Seastar), an invasive predator of corals and a significant threat to the GBR (Fabricius et al., 2010; De'ath et al., 2012; Wooldridge and Brodie, 2015). These impacts are compounded by enhanced sedimentation from riverine discharge and dredging, which cause benthic smothering, increased turbidity and reduced light penetration, all of which adversely affect photosynthesising organisms including coral zooxanthellae (Erftemeijer et al., 2012). Sea-level rise and changes to large-scale oceanic circulation in response to global warming is exacerbating coastal erosion and declining water quality and has caused 20 an increase in storm surges which further degrade coral reefs (Mellin et al., 2019). Measurements of dissolved DMS/P have been found to decline along a gradient of relatively pristine to human-impacted coral reefs in the central GBR (Jones et al., 2007). However, it is unclear whether poor water quality will result in a net decline in DMS flux from coral reefs in future, as an enhanced algal source may counteract declining emissions from corals themselves (Fig. 5).

## 4. Marine biogenic aerosols

### 25 4.1 The CLAW hypothesis

- The CLAW hypothesis (1987) proposed that marine DMS emissions increase the formation of low-level, high albedo cloud cover, establishing a biologically-derived negative feedback on the warming effects of GHG (Charlson et al., 1987; Shaw, 1983). Despite decades of research, our knowledge of the biological, chemical and atmospheric processes involved in the biosynthesis, flux and climatic influences of DMS remains incomplete. Some suggest that the original hypothesis is an over- 30 simplification (Green et al., 2014) or no longer relevant (Quinn and Bates, 2011) with anthropogenic perturbation of the

atmosphere throughout much of the globe (Spracklen and Rap, 2013). However, others remain steadfastly positive about the role of DMS in global climate (Grandey and Wang, 2015).

#### 4.2 DMS sea-to-air flux

The global sea-air flux of DMS is estimated to be 17.6 - 34.4 Tg S year<sup>-1</sup> (Kettle and Andreae, 2000; Lana et al., 2011; Land et al., 2014), accounting for approximately 50% of the natural global atmospheric sulfate burden (Bates et al., 1992; Simó, 2001; Barnes et al., 2006). The large DMS flux range reflects the uncertainty in under sampled ocean regions where newly collected data is improving the estimate (Webb et al., 2019). Emissions are highly variable in both space and time and are primarily governed by ocean biology in the mid-low latitude oceans (Broadbent and Jones, 2006; Jones et al., 2007; Korhonen et al., 2008) and sea-ice dynamics in polar regions (Gabric et al., 2018). The sea-to-air flux of DMS depends on its surface ocean concentration (Lana et al., 2011), SST (Yang et al., 2011), wind speed (Ho and Wanninkhof, 2016) and water depth or tide height (Swan et al., 2017a), all of which reduce the thermal capacity of the sea surface, causing enhanced heating and reduced diffusivity resistance.

In the Arctic, DMS flux is estimated to increase by 86% to 300% under modelled scenarios of three to four-times present-day CO<sub>2</sub> concentrations. This predicted increase is due to a combination of enhanced biological activity and changes to sea-ice dynamics (Gabric et al., 2005; Qu et al., 2017). On a global scale, atmospheric DMS concentrations are predicted to increase by 41% with a tripling of atmospheric CO<sub>2</sub>, increasing mean aerosol optical depth (AOD) by 3.5% and cooling the northern and southern hemisphere by 0.4 K and 0.8 K respectively (Gabric et al., 2013). Other studies simulate a global reduction of the DMS flux by 10 - 18% (Kloster et al., 2017; Six et al., 2013) and 48% (Schwinger et al., 2017) under various ocean acidification scenarios by the end of the 21<sup>st</sup> and 22<sup>nd</sup> centuries, respectively. Modelled scenarios predict an additional global warming of 0.23 - 0.48K due to a decline in DMS-derived sulfate aerosols and cloud albedo (Schwinger et al., 2017; Six et al., 2013), although significant regional variability in the response of DMS emissions to climate perturbations was present. In the Southern Ocean, the additional warming associated with a decline in global DMS sea-air flux was found to drive an increase in regional DMS emissions, thereby counteracting the predicted regional decrease in DMS emissions in response to ocean acidification (Schwinger et al., 2017). This regional variability is likely driven by natural variability in carbonate chemistry and conditions to which phytoplankton communities are adapted to, which play an important role in phytoplankton community structure and DMS production (Hopkins et al., 2018). Overall, studies from the last few decades of global biogeochemical modeling and mesocosm experiments provide both negative and positive changes in DMS flux under future climate conditions and highlight the need for an improved understanding of regional biogeochemical responses to climate change.

The total contribution of coral reefs to the global sulfur budget is not yet clear, however, the GBR and lagoon waters (347,000 km<sup>2</sup>) are estimated to emit 0.02 Tg S year<sup>-1</sup> (Jones et al., 2018). It is noted that coral cover in the GBR is ~20,000 km<sup>2</sup> and consequently, DMS flux from the surrounding lagoon was far higher than estimates from the coral reef. However, it is likely

Deleted: , such as Kloster et al. (2007),

Deleted: 10% by the late 21<sup>st</sup> century

Deleted: ¶

¶ However, other factors affecting regional ocean biogeochemistry will also be important, such as natural variability in carbonate chemistry and the buffering capacity of the ocean surface (Hopkins et al., 2018), both of which affect phytoplankton populations. ¶

that most of the dissolved DMS in the lagoon was produced by corals. Therefore, the total DMS flux can be considered an estimate of coral DMS emissions. This is the first estimate of DMS flux from the entire GBR, however it is based on a limited number of field observations and does not account for occasional large pulses of DMS emitted by corals during aerial exposure at low tide (Swan et al., 2017a). When these events are considered, DMS sea-air flux from coral reefs would periodically increase. Hopkins et al. (2016) provided an estimate of DMS flux per unit area of the GBR, based on laboratory measurements taken from *A. horrida* periodically exposed to air. As *Acropora* are the dominant genus throughout the Indo-Pacific and are amongst the strongest producers of DMS/P, it was estimated that corals in the GBR release 3 - 11 mmol S m<sup>-2</sup> day<sup>-1</sup>. According to this estimate the GBR releases 0.01 - 0.04 Tg S yr<sup>-1</sup>, consistent with the estimate provided by Jones et al. (2018). Assuming that DMS flux is constant across coral reefs and lagoon waters, tropical coral reefs (~600,000 km<sup>2</sup>) emit 0.02 - 0.08 Tg S yr<sup>-1</sup>. Although this represents < 1% of global or tropical average DMS sea-air flux estimates (Lana et al., 2011), it is a substantial amount of sulfur released from only 0.2% of the ocean surface, with the potential to influence local climate in coral reefs.

#### 4.3 Complexity of the climate response to DMS

Deleted: Complexity of the DMS cycle

Once ventilated to the atmosphere, the influence of DMS on climate is dependent on the efficiency of DMS oxidation to SO<sub>2</sub> and secondarily to H<sub>2</sub>SO<sub>4</sub> (Barnes et al., 2006), which ranges from 0.14 to 0.95 in the MBL due to spatiotemporal variation in pre-existing atmospheric properties (Glasow and Crutzen, 2004). The annual mean contribution of DMS to CCN is estimated to be only 3.3% in the northern hemisphere and 9.9% in the southern hemisphere (Woodhouse et al., 2010). Consequently, the sensitivity of CCN to DMS emissions at a global scale is low, with a 1% increase in global DMS flux resulting in only a 0.1% increase in mean CCN (Woodhouse et al., 2010). Although the response of CCN to DMS is low on a global scale, spatial and seasonal estimates vary, with higher responses evident in pristine regions of high biological activity (Woodhouse et al., 2013; Lana et al., 2012; Vallina et al., 2007; Zavarisky et al., 2018). Further, models may be underestimating DMS emissions in some parts of the ocean due to sparsity in global observations, resulting in large uncertainties in interpolated flux estimates (Mulcahy et al., 2018).

In the remote MBL, biogenic aerosols such as DMS-derived sulfates have been shown to be influential on regional or local climate, suggesting that DMS may be important in smaller-scale climate regulation in pristine marine environments. Vallina et al. (2007) identified a strong sensitivity of fine-mode AOD and CCN number to the rate of DMS<sub>s</sub> oxidation in pristine, high latitude regions. In the North Atlantic, new sulfate particles formed via the nucleation of DMS-derived H<sub>2</sub>SO<sub>4</sub> in the free troposphere accounted for 33% of CCN at 0.1% supersaturation, largely due to enhanced phytoplankton biomass in spring (Sanchez et al., 2018). In the Southern Ocean, seasonal variability in cloud droplet number is primarily driven by changes in sea-spray, organic matter and biogenic sulfates, with seasonal maxima during spring and summer, coinciding with enhanced biological activity and DMS emissions. DMS-derived nss-SO<sub>4</sub> particles account for 7-20% of mean CCN in winter and 43-65% in summer (Korhonen et al., 2008), increasing the Southern Ocean summertime mean reflectivity by more than 10 W m<sup>-2</sup>.

<sup>2</sup> (McCoy et al., 2015). Similarly, complete removal of DMS results in a modelled top of atmosphere radiative forcing of +1.7 W m<sup>-2</sup> (Fiddes et al., 2018).

## 5. Do coral reefs affect the climate?

The GBR provides a valuable study location for the analysis of biogenic aerosols. Given its large spatial extent (2,300 km in length and 60 - 250 km in width) and southern hemisphere location, the atmosphere over the GBR is considered to be relatively unpolluted. The region also experiences predominant east to south-easterly trade winds year-round, which carry clean, marine air to the GBR and advect biogenic compounds northward over downwind coral reefs. Consequently, the majority of research examining the role of coral reefs in MBA production has focused on the GBR region.

### 5.1 Influence on particle formation and growth

The ability of corals to influence local atmospheric properties has only recently begun to be appreciated. Bigg and Turvey (1978) measured total atmospheric particle concentration along the north-east Queensland (QLD) coastline from 1974 to 1977 and found that concentrations were up to seven-times higher in maritime air directly over the GBR compared to the seaward side. Three decades later, Leck and Bigg (2008) observed fluctuations in particle concentration at Lizard Island in the northern GBR during September 1998 and July 2005. Nucleation events forming particles with a diameter greater than  $> 0.01 \mu\text{m}$ , were observed on all study days with concentrations reaching  $40,000 \text{ cm}^{-3}$  during the warmer September period and up to  $4,300 \text{ cm}^{-3}$  in July (Leck and Bigg, 2008). The large seasonal difference in particle concentration implies a temperature or irradiance-dependent biological influence. Similarly, Modini et al. (2009) observed nucleation events at Agnes Water in the southern GBR, in which corals were concluded to be the most likely source of precursor compounds. These events occurred in clean, easterly air masses originating in the MBL, when solar irradiance at the sea surface was high ( $\sim 1,000 \text{ W m}^{-2}$ ). Particles consisted of 40% organics and 60% sulfate. In the strongest nucleation event, Aitken mode ( $< 0.1 \mu\text{m}$  in diameter) concentration was measured at  $3,200 \text{ cm}^{-3}$ . This event occurred during a NNE wind, accumulating particles of marine origin from upwind coral reefs. The authors concluded that Aitken mode concentration was too low to have been derived from coagulation alone, thus new particles were largely derived from the condensation of low volatility vapours such as DMS-derived  $\text{H}_2\text{SO}_4$  (Modini et al., 2009). Swan et al. (2016) also measured high particle concentration over Heron Island in the southern GBR, which coincided with a peak in DMS emissions from the coral reef flat during calm conditions after an extremely low tide, again suggesting the coral reef to be a source of MBA precursor compounds.

The ability of corals to influence the atmosphere above them has also been investigated using remote-sensing approaches. Lana et al. (2012) found that sulfate aerosols positively correlated with CCN and negatively with cloud droplet radius throughout the mid to high latitude oceans and in some tropical latitudes, where a high density of coral reefs exists. Observations of satellite-derived fine-mode aerosol over parts of the GBR show concentrations to be positively correlated with conditions that are empirically shown to cause a stress response in corals and thus, enhance DMS emissions (Cropp et al.,

2018; Jackson et al., 2018). Correlation strength between aerosol and coral light stress (a function of PAR, tide height and water clarity) improved with decreasing wind speed at Heron Island, suggestive of a substantial local MBA source over the southern GBR (Cropp et al., 2018).

5 There is strong seasonality in both DMS (Jones et al., 2018; Swan et al., 2017a) and aerosol loading in the GBR (Cropp et al., 2018; Jackson et al., 2018). Figure 6 shows the seasonal variation in daily mean (2001 - 2017) total AOD (869 nm) over the GBR. This data was acquired at 4 km resolution from the Moderate Resolution Imaging Spectroradiometer (MODIS) on board the Terra and Aqua satellites (<https://oceancolor.gsfc.nasa.gov/>). Observations over the Australian continent were excluded, thus Fig. 6b shows only AOD for the GBR and adjacent Coral Sea (Fig 6a). In the northern half of the GBR, AOD is highest  
10 during the winter dry season (May - October). Conversely, the southern half of the GBR displays a marked increase in AOD during the warmer months (November - April) and a decrease in winter (Fig. 6b). It is not clear what is driving this latitudinal variability, however emissions of DMS and other volatile organic compounds (VOCs) cannot be excluded as a potential driver of seasonal variability. Existing research has linked seasonal variability in aerosol and CCN formation to enhanced biological activity in other remote ocean regions (Gabric et al., 2018; Korhonen et al., 2008). The increase in AOD during summer in the  
15 southern GBR is also suggestive of a temperature or light-dependent biogenic influence, potentially from the high biomass of coral reefs below.

## 5.2 Influence on low-level clouds, sea surface temperature and surface solar radiation

The Western Pacific Warm Pool (WPWP) is a coral reef dense region located to the north-east of Australia, where SST reaches an upper limit of  $\sim 30^{\circ}$  C due to regular pulses of low-level cloud (LLC) cover which closely follow the tidal lunar cycle  
20 (Kleypas et al., 2008; Takahashi et al., 2010; Ramanathan and Collins, 1991). It has been posited that coral reef DMS emissions contribute to the formation of this “ocean thermostat”, acting to suppress ocean temperatures below coral thermal tolerance thresholds, resulting in few coral bleaching events over the past 25 years (Kleypas et al., 2008; Takahashi et al., 2010). Similarly, although an overall warming trend is apparent along the NE coast of Australia, SST in the far northern GBR is warming at a slower rate compared to southern regions (Lough, 2008; Heron et al., 2016). As in the WPWP, this is potentially  
25 due to enhanced LLC which is estimated to account for approximately 30% of the variance in SST over the GBR (Leahy et al., 2013). Figure 7 shows LLC closely aligned over the Swains Reefs in the southern GBR, captured by MODIS Terra on 31<sup>st</sup> May 2018. Back trajectories computed by the National Oceanic and Atmospheric Administration (NOAA) Air Resources Laboratory HYSPLIT Model show dominant south-westerly winds on this day (Stein et al., 2015; Rolph et al., 2017), potentially explaining the north-eastward migration of LLC in Fig. 7.

30 Reduced SST and irradiance due to enhanced LLC have also been observed to mitigate mass coral bleaching events. For example, extreme SST in the summer of 1998 resulted in widespread coral bleaching throughout the tropics (Wilkinson et al., 1999). This event caused severe bleaching and subsequent mortality of 99% of *Pocillopora* corals in the Tuamotu Archipelago,

French Polynesia (Mumby et al., 2001a). However, high LLC cover significantly reduced the amount of surface solar radiation at coral reefs in the nearby Society Islands where bleaching did not occur (Mumby et al., 2001b). Similarly, high SST (> 31° C) in 1994 caused coral bleaching at Nelly Bay (Magnetic Island) in the central GBR (Jones et al., 1997) however, no bleaching was observed ~60 km away at Pioneer Bay (Orpheus Island) (Jones et al., 2007). Jones et al. (2017) examined DMS<sub>s</sub> before, during and after this bleaching event at both locations. At the unbleached reef, regular pulses of LLC often coincided with pulses of DMS (14-20 μmol m<sup>-2</sup> day<sup>-1</sup>). Conversely, at the bleached reef LLC cover and DMS emissions were low when SST exceeded 30° C (Jones et al., 2007) and coincided with extreme solar irradiance (Jones et al., 2017). Together these findings suggest that stress-induced emissions of DMS from coral reefs may influence local LLC cover to mitigate stress and prevent coral bleaching. However, spatial variation in this phenomenon is apparent, possibly due to prevailing meteorological conditions or other factors affecting coral reef health as discussed in section 2.

Deleted: existing

### 5.3 Influence on precipitation

Coral reef-derived aerosol emissions have also been proposed to affect precipitation patterns. Jones (2015) discusses extreme rainfall in regions lying in the path of SE trade winds travelling over the GBR, implying that emissions of DMS and other organic compounds from the coral reef contributed to cloud droplet formation. Conversely, Fiddes et al. (2018) found that DMS-derived sulfate particles enhanced LLC cover and lifetime and consequently suppressed rainfall in parts of the tropics. When high concentrations of fine particles rapidly grow to CCN activation sizes, cloud droplet size decreases, cloud lifetime increases, and rainfall is suppressed (Rosenfeld et al., 2007; Dave et al., 2019; Singh et al., 2018). However, when CCN minimum size is not met, water vapour remains in the atmosphere, suppressing local rainfall yet enhancing rainfall downwind when conditions for particle growth are more favourable (Andreae and Rosenfeld, 2008; Fan et al., 2018; Grandey and Wang, 2015; Lin et al., 2018; Guo et al., 2016). Changes to the source strength of ultra-fine and fine aerosols may therefore affect climate by either increasing or suppressing rainfall. The latter poses a concerning question for the sustainability of rainfall sensitive agriculture in NE Australia with ongoing degradation of the GBR and highlights the need for an improved understanding of the relationship between MBA emissions and their impact on cloud micro-physics.

### 5.4 Other biogenic volatile organic compounds

Although DMSP and its derivatives are the most abundant compounds in the coral reef sulfur cycle (~95% of sulfur compounds), other VOCs such as isoprene, dimethyl disulfide (DMDS), carbon disulfide (CS<sub>2</sub>) and the recently discovered DMSP variant, dimethylsulfoxonium propionate (DMSOP) are also produced in coral reefs (Swan et al., 2016; Thume et al., 2018). Isoprene is the most abundant biogenic VOC in the atmosphere, largely derived from terrestrial vegetation however, oceanic emissions are also reported from marine algae including *Symbiodinium* (Exton et al., 2013). Swan et al. (2016) recorded large quantities of isoprene in *A. aspera* mucous, likely produced by expelled coral *Symbiodinium*. This compound may be oxidised in the atmosphere or condense onto existing particles, thus also contributing to aerosol formation over coral reefs with the potential to affect local climate (Fan and Zhang, 2004; Kroll et al., 2006; Surratt et al., 2007). Photochemistry

at the ocean surface is also an important abiotic source of organic vapours, with VOC emission estimates ranging from 23.2 - 91.9 Tg C yr<sup>-1</sup>, contributing approximately 60% of organic aerosol mass in the remote MBL (Brüggemann et al., 2018).

## 6. Outlook and the implications for coral bleaching

The response of corals to increasing light and/or temperature stress is nonlinear. As these environmental factors increase beyond optimal levels, DMS emissions initially increase, but when thermal and/or light stress becomes too great, DMS emissions from corals essentially shut-down (Jones et al., 2007; Fischer and Jones, 2012). This means that there are less aerosol precursor compounds and potentially fewer secondary aerosols forming over the coral reef. Recent work examined anomalies in fine-mode AOD over the GBR during four mass coral bleaching events which occurred primarily due to marine heatwaves (Jackson et al., 2018). Prior to each bleaching event, when SST was rising and corals were likely emitting more DMS, above average AOD was observed. However, just prior to and during the bleaching events, when corals were likely experiencing extreme physiological stress and may have bleached, AOD declined to normal background levels, or below average levels where the coral reef was severely affected. Although these covarying events may be a coincidence, the synchronous decline in AOD with the onset of coral bleaching suggests a link between coral health and atmospheric properties in the GBR.

This raises some important and concerning questions. Will the nonlinear response of DMS emissions from coral reduce their ability to cope with future temperature rises? If coral reefs significantly affect local atmospheric conditions, what will the consequences of ongoing coral reef degradation and coral bleaching be for local or regional climate? A decline in aerosol and LLC formation over relatively pristine coral reefs such as the GBR could occur, potentially increasing SST and establishing a positive feedback on coral stress. It is possible that we are already witnessing the early stages of this process, whereby back-to-back marine heatwaves and coral bleaching events are causing a rapid decline in coral cover in the GBR (Hughes et al., 2018).

## 7. Future research

Coral reefs are a significant source of dimethylated sulfur compounds however, there remains substantial uncertainty surrounding the importance of DMS in coral homeostasis and local climate, and what implications ongoing coral reef degradation may have on these complex biogeophysical processes. It is important that future research monitors changes to coral health and community structure, the processes driving DMS biosynthesis and emissions, and characterises the role of DMS in the properties of marine aerosols and LLC over coral reefs. Understanding these complex ecological and biogeophysical processes will require a multidisciplinary approach, utilizing field, laboratory and remotely sensed data in conjunction with earth system models.

A key area for future research is the investigation of DMS/P biosynthesis amongst different coral reef taxa. A few studies have assessed the relative abundance of a range of volatile organic compounds including DMS and DMSP within several

Deleted: our climate

Deleted: Coral reef monitoring



*Acropora* spp., *Stylophora pistillata*, *Favites* sp., *Lobophytum* sp. (soft coral) and cultured samples of benthic macroalgae and crustose coralline algae (Broadbent et al., 2002; Swan et al., 2016, 2017b). Further studies quantifying the biosynthesis of DMS/P/O in other coral genera, and other DMS-producing lifeforms is needed. These studies should particularly focus on species which are currently, or are predicted to dominate disturbed coral reef systems, such as temperature tolerant Scleractinian corals, soft corals (e.g. Octocorals) and macroalgae. Further laboratory or mesocosm experiments must also investigate how DMS/P/O biosynthesis varies under multiple, synergistic stressors and whether a change in biosynthesis will assist corals in coping with future disturbances. For example, it is not known whether DMS emissions will increase from thermo-tolerant coral species with further ocean warming, or whether ocean acidification and declining water quality will impede coral resilience and result in a decline in emissions.

Long-term, high frequency measurements of seawater and atmospheric DMS concentrations in coral reefs are also needed. Several short-term field campaigns measuring DMS<sub>w</sub> and DMS<sub>a</sub> concentrations have been conducted throughout the GBR over periods ranging from several days of consistent measurements to several months of sporadic measurements (e.g. Jones et al., 2007; Jones et al., 2018; Swan et al., 2017a). These campaigns have been crucial in providing high frequency, detailed data necessary to begin to understand the processes driving DMS emissions from coral reefs. For example, Swan et al. (2017a) identified huge spikes in DMS<sub>a</sub> emitted by corals at low tide at Heron Island during consistent DMS<sub>a</sub> sampling over a two-week period. Such periodic emissions may not have been captured without consistent measurements (every ~15 minutes) of local tide height and DMS<sub>a</sub> concentrations. However, field surveys are extremely cost and resource intensive (reviewed in Hedley et al., 2016). The establishment of an autonomous system (e.g. Dacey, 2010) would alleviate some of these caveats and greatly benefit this field of research. This data would allow diel and seasonal changes in DMS emissions from coral reefs to be investigated more thoroughly and allow long-term changes in emissions strength with ongoing climate change to be investigated. Although, field surveys alone cannot capture the larger scale processes involved in DMS oxidation, particle formation and growth. DMS has an atmospheric residence time of up to 1 day (Khan et al., 2016) and may therefore accumulate and affect aerosol and cloud properties over coral reefs downwind of the emissions source (e.g. Swan et al., 2016). Therefore, it can be difficult to deduce empirical relationships between local DMS emissions and atmospheric properties from field surveys alone.

Remote-sensing approaches are useful in this regard, as they enable rapid, cost and time efficient analysis of a wide range of variables at large temporal and spatial scales and can be directly compared with field observations. For example, field measurements of DMS<sub>a</sub> can be compared with satellite-derived observations of key parameters such as AOD to investigate the potential influence of DMS on local atmospheric properties. Furthermore, if empirical relationships between coral physiological stress and DMS/P biosynthesis can be deduced from field and laboratory experiments, a remotely sensed proxy for sea surface DMS concentrations and sea-air flux from coral reefs can be calculated (e.g. Cropp et al., 2018; Jones et al., 2007; Jones et al., 2018), similar to that produced for phytoplankton emissions (Gali et al., 2018). Such proxies could be

used in conjunction with long-term data on coral cover and health (e.g. Australian Institute of Marine Science Long-Term Monitoring Program) to estimate the source strength of DMS emissions over large regions such as the GBR during past, present and future scenarios. Several remote sensing approaches are currently used by coral reef scientists and managers to monitor environmental conditions in coral reefs. The majority of these focus on SST and PAR as these are largely considered to be the major stressors to corals and are often the dominant factors contributing to coral bleaching (Jones et al., 2002; Lesser, 2010). The National Oceanic and Atmospheric Administration (NOAA) Coral Reef Watch utilises satellite-derived SST and PAR to produce several measures of coral thermal and light stress, including the Hotspot, Degree Heating Week (DHW) and Light Stress Damage (LSD) products (Liu et al., 2006; Skirving et al., 2017). For example, the DHW product is based on spatially dependent SST anomalies above the climatological summertime maximum, which when accumulated over a 12-week moving window provides a measure of the intensity and duration of coral thermal stress. Empirical evidence has demonstrated that these remotely sensed products reliably predict the severity and extent of mass coral bleaching (Hughes et al., 2018; Bainbridge, 2017; Berkelmans, 2009; Liu et al., 2003; Skirving et al., 2017, 2019).

These products can be modified to represent a proxy for coral reef DMS emissions, validated by long-term measurements of DMS<sub>a</sub> and in-situ observations of variables such as SST and PAR. Investigating spatiotemporal trends in conditions that are known to enhance or suppress DMS/P biosynthesis (e.g. thermal stress, measured as DHW), with trends in AOD and cloud cover, would provide insight into the role of DMS in atmospheric properties over coral reefs (e.g. Cropp et al., 2018; Jackson et al., 2018). This information could then be used to inform regional Earth system models, to quantify the role of DMS<sub>a</sub> in the formation of sulfate aerosols, CCN and the properties of low-level marine clouds over coral reefs. Currently, DMS emissions from coral reefs are poorly constrained and are not explicitly included in any global DMS climatology. Several modelled studies show weak, or no relationship between DMS<sub>a</sub> and atmospheric properties in the tropics, whereas strong relationships have been demonstrated in other ocean regions (e.g. Vallina et al., 2007). This may be due to low sensitivity of aerosol and CCN to DMS in the low-latitudes, or a consequence of poor representation of coral reef DMS emissions in global climatologies. Improving the representation of coral reefs in DMS databases, which are subsequently incorporated into earth system models, would provide greater insight into the sensitivity of local climate to coral reef DMS emissions. Quantifying the radiative cooling effect of marine biogenic aerosols over coral reefs is increasingly important with ongoing ocean warming and coral bleaching.

## 8. Mitigation strategies

The predicted increase in the frequency and severity of mass coral bleaching events may require biological and/or physical interventional management strategies to conserve coral reefs. One possible method is the propagation of temperature tolerant coral species throughout coral reef ecosystems (Van Oppen et al., 2015). This may help degraded coral reefs recover from disturbances such as coral bleaching and help to prevent further mass coral bleaching events. As discussed above, our understanding of DMS/P biosynthesis amongst coral taxa is relatively limited and temperature tolerance does not always

**Deleted:** Adaptive management of coral reefs depends on regular monitoring of coral health, cover and the impacts of environmental stressors such as coral bleaching. The ability to accurately predict the impacts of future disturbances on coral reefs is also required. Field surveys provide valuable, detailed information on the condition of coral reefs. The Australian Institute for Marine Science (AIMS) Long-Term Monitoring Program is one of the most comprehensive programs, providing more than 30 years of continuous surveys of coral reef health and community structure across 47 mid-shore and offshore reefs spanning the entire length of the GBR. This data has been used to assess the impacts of stressors such as coastal development, agricultural runoff, industrial activities such as dredging, predators and climate change. The findings have been instrumental in the development of current initiatives aimed at mitigating coral reef stressors, such as the re-zoning of the GBR Marine Park in 2004 and the Australian Government Reef Restoration and Adaptation Program. These types of programs are crucial in providing high frequency, detailed data necessary to understand the local biogeochemical processes that are driving the larger changes to community structure and climate patterns. However, field surveys are extremely cost and resource intensive (reviewed in Hedley et al., 2016) and consequently occur over relatively short time scales of days to weeks. Additionally, field surveys cannot capture processes that may be occurring down-wind of where climatically important compounds such as DMS were emitted. This is true of field measurement of DMS/P in coral reef waters, where DMS has an atmospheric residence time of up to 1 day (Khan et al., 2016) and may therefore accumulate and affect aerosol and climate properties over coral reefs downwind of the emissions source (e.g. Swan et al., 2016). Therefore, it can be difficult to deduce empirical relationships between local DMS emissions and atmospheric properties from field surveys at a single location. Although these measurements provide valuable insight into the environmental factors driving variability in emission strength, the larger scale processes involved in DMS oxidation, particle formation and growth cannot be discerned from this data alone.

Remote-sensing approaches are useful in this regard, as they enable rapid, cost and time efficient analysis of a wide range of variables at large temporal and spatial scales. Several remote sensing approaches are currently used by coral reef scientists and managers to monitor environmental conditions in coral reefs. The majority of these focus on SST as this is largely considered to be the major stressor to corals and is often the dominant factor contributing to coral bleaching (Jones et al., 2002; Lesser, 2010). For example, the National

**Deleted:** means that

**Deleted:** may be required

**Deleted:** In addition to

predict the rate of DMS emissions (Steinke et al., 2011). Although, the propagation of these temperature-tolerant species may counteract the predicted decline in DMS emissions in coral reefs dominated by sensitive species with ongoing ocean warming and coral reef degradation.

5 Other strategies are aimed at mitigating the warming effects of GHGs via physical means. Solar Radiation Management (SRM) strategies essentially mimic natural marine aerosol emissions and involve injecting sea-spray or sulfate particles into the atmosphere over coral reefs to increase the albedo of low-lying marine clouds (Crabbe, 2009; Irvine et al., 2017). In a modelled scenario, injecting 5 Tg SO<sub>2</sub> annually into the stratosphere above Caribbean coral reefs reduced SST, irradiance and sea-level rise and resulted in a substantial decline in the number of mass coral bleaching events predicted to occur over 10 the next 50 years (Zhang et al., 2017). Similarly, Kwiatkowski et al. (2015) reported that enhancing SO<sub>2</sub> concentrations in the tropical stratosphere reduced SST and the risk of coral bleaching over the next 30 years under an RCP4.5 scenario. Other studies have examined the effect of releasing sea-spray from ocean-based vessels to the MBL over coral reefs to brighten low-level marine clouds. Latham et al. (2013) found that an enhanced source of sea-spray aerosol over the GBR, Caribbean and French Polynesia offset the warming effects associated with a doubling of atmospheric CO<sub>2</sub>, reducing the number of 15 coral bleaching events predicted to occur until the end of this century. An additional benefit of these SRM strategies is the potential reduction in the severity of tropical cyclones with a decline in SST (Zhang et al., 2017; Latham et al., 2012).

Another approach involves the implementation of a biodegradable calcium carbonate surface film over coral reefs. Early trials conducted as part of the Surface Films to Attenuate Light into the Great Barrier Reef project have demonstrated that the film 20 increases light attenuation by 30% and has no adverse effects on coral physiology (Great Barrier Reef Foundation, 2018). Another initiative proposed by the Reef and Rainforest Research Centre and QLD tourism industry is investigating the feasibility of pumping deep, cold water from 10 - 30 m over high economic and environmental value reefs in the northern GBR. Early pilot studies are currently being conducted to test the feasibility of the technology at Moore Reef off the coast of Cairns (Reef and Rainforest Research Centre, 2017).

25 Climate engineering is a realistic approach which may provide short-term protection for high-value or vulnerable coral reefs from rising temperatures. Several of these approaches mimic marine biogenic aerosol emissions and may counteract a decline in DMS-derived sulfate emissions with ongoing coral reef degradation. However, these approaches are extremely cost and resource intensive, particularly for large coral reef systems such as the GBR and success would depend upon the willingness 30 of governments and/or organisations to continue funding and implementing the technology. These strategies also do not address other coral reef stressors such as ocean acidification and the long-term implications are not yet completely understood (Crabbe, 2009; Irvine et al., 2017). Therefore, there is enormous incentive to improve our understanding of the natural drivers of coral resilience, including the role of DMS/P in alleviating oxidative stress and influencing the radiative balance over coral reefs. Future research must decipher the role of DMS and other VOC emissions in marine aerosol and cloud formation. If

Deleted: o

Deleted: have also been proposed

DMS significantly influences aerosol and cloud properties and alleviates coral physiological stress, it is vital that we understand how these processes may be affected by ongoing anthropogenic and climate change-related disturbances. Further research is also needed to understand the long-term implications of climate engineering strategies, which may need to be implemented as a last resort to conserve coral reefs.

## 5 9. Conclusions

There is substantial evidence that coral reefs are strong sources of dimethylated sulfur compounds. These play an important role in alleviating oxidative stress in the coral holobiont resulting from high temperatures, light levels, aerial exposure and hyposalinity. It is possible that a side-effect of this stress response provides a source of precursor compounds for the formation of secondary sulfate aerosols, with important implications for the radiative balance over coral reefs. There is strong seasonality in both DMS emissions and aerosol loading over the 2,300 km stretch of relatively pristine coral reefs in the GBR - a relationship that is indicative of a substantial biogenic influence on AOD. Field studies have observed new particle formation events occurring over the GBR, and remote sensing analyses have demonstrated that AOD is positively correlated with conditions that have been empirically shown to enhance coral DMS emissions. It is therefore likely that pristine coral reefs such as the GBR are a source of MBA, with important implications for coral resilience to future rises in ocean temperature.

Deleted: the radiative balance.

This biogenic aerosol source is in danger of becoming weaker with ongoing coral reef degradation. Although corals enhance DMS emissions in response to rising stress, emissions decline when coral physiological tolerance ranges are approached. The same trend has been observed for both AOD and LLC cover, which often coincide with coral bleaching events. Natural aerosols are an important source of CCN and cloud cover is a primary determinant of the spatial extent and severity of coral bleaching. Although the response of coral DMS emissions to the changing climate is uncertain, a decline in DMS-derived particles may exacerbate warming and the degradation of coral reefs. Capturing all of the complex biogeochemical and ocean-atmosphere interactions involved in the coral reef sulfur cycle is a challenging task. A multidisciplinary approach which utilises both field and remote sensing observations, with earth system models is therefore needed to improve our understanding of the importance of DMS to coral physiology and regional climate. This will enable a better understanding of natural aerosol radiative effects and inform alternative methods of coral reef management.

**Data availability**

The aerosol optical depth dataset presented in this review can be obtained from NASA's OceanColor Distributed Active Archive Centre (<https://oceancolor.gsfc.nasa.gov/>).

**Author contributions**

RJ prepared the manuscript with contributions from all co-authors.

**Competing interests**

The authors declare that they have no conflict of interest.

**Acknowledgements**

The authors gratefully acknowledge the MODIS mission scientists and NASA Ocean Biology Processing Group for the provision of aerosol optical depth data presented in this review. We also thank the NOAA Air Resources Laboratory (ARL) for the provision of the HYSPLIT transport and dispersion model and READY website (<https://www.ready.noaa.gov>) used in this publication.

**Funding**

Rebecca Jackson is supported by an Australian Government Research Training Program Scholarship, a Commonwealth Scientific and Industrial Research Organisation Scholarship and the Griffith University School of Environment and Science.

## References

- Ainsworth, T. D., Heron, S. F., Ortiz, J. C., Mumby, P., Grech, A., Ogawa, D., Eakin, C. M., and Leggat, W.: Climate change disables coral bleaching protection on the Great Barrier Reef, *Science*, 352, 338-342, 10.1126/science.aac7125, 2016.
- Albright, R., Takeshita, Y., Koweek, D. A., Ninokawa, A., Wolfe, K., Rivlin, T., Nebuchina, Y., Young, J., and Caldeira, K.: Carbon dioxide addition to coral reef waters suppresses net community calcification, *Nature*, 555, 516, 10.1038/nature25968, 2018.
- Andreae, M., and Rosenfeld, D.: Aerosol–cloud–precipitation interactions. Part 1. The nature and sources of cloud-active aerosols, *Earth-Science Reviews*, 89, 13-41, 10.1016/j.earscirev.2008.03.001, 2008.
- Andreae, M. O., and Crutzen, P. J.: Atmospheric aerosols: Biogeochemical sources and role in atmospheric chemistry, *Science*, 276, 1052-1058, 10.1126/science.276.5315.1052, 1997.
- Archer, S., Kimmance, S., Stephens, J., Hopkins, F., Bellerby, R., Schulz, K. G., Piontek, J., and Engel, A.: Contrasting responses of DMS and DMSP to ocean acidification in Arctic waters, *Biogeosciences*, 10, 1893-1908, 10.5194/bg-10-1893-2013, 2013.
- Archer, S. D., Suffrian, K., Posman, K. M., Bach, L. T., Matrai, P. A., Countway, P. D., Ludwig, A., and Riebesell, U.: Processes that contribute to decreased dimethyl sulfide production in response to ocean acidification in subtropical waters, *Frontiers in Marine Science*, 5, Art. Nr. 245, 10.3389/fmars.2018.00245, 2018.
- Bainbridge, S. J.: Temperature and light patterns at four reefs along the Great Barrier Reef during the 2015–2016 austral summer: understanding patterns of observed coral bleaching, *Journal of Operational Oceanography*, 10, 16-29, 10.1080/1755876X.2017.1290863, 2017.
- Baker, A. C., Glynn, P. W., and Riegl, B.: Climate change and coral reef bleaching: An ecological assessment of long-term impacts, recovery trends and future outlook, *Estuarine, Coastal and Shelf Science*, 80, 435-471, 10.1016/j.ecss.2008.09.003, 2008.
- Barbier, E. B., Hacker, S. D., Kennedy, C., Koch, E. W., Stier, A. C., and Silliman, B. R.: The value of estuarine and coastal ecosystem services, *Ecological Monographs*, 81, 169-193, 10.1890/10-1510.1, 2011.
- Barnes, I., Hjorth, J., and Mihalopoulos, N.: Dimethyl sulfide and dimethyl sulfoxide and their oxidation in the atmosphere, *Chemical Reviews*, 106, 940-975, 10.1021/cr020529+, 2006.
- Bates, T., Lamb, B., Guenther, A., Dignon, J., and Stoiber, R.: Sulfur emissions to the atmosphere from natural sources, *Journal of Atmospheric Chemistry*, 14, 315-337, 1992.
- Bay, L. K., Doyle, J., Logan, M., and Berkelmans, R.: Recovery from bleaching is mediated by threshold densities of background thermo-tolerant symbiont types in a reef-building coral, *Royal Society Open Science*, 3, 160322, 10.1098/rsos.160322, 2016.
- Bell, P.: Eutrophication and coral reefs—some examples in the Great Barrier Reef lagoon, *Water Research*, 26, 553-568, 1992.

- Berkelmans, R., and Van Oppen, M. J.: The role of zooxanthellae in the thermal tolerance of corals: a ‘nugget of hope’ for coral reefs in an era of climate change, *Proceedings of the Royal Society B: Biological Sciences*, 273, 2305-2312, 10.1098/rspb.2006.3567, 2006.
- Berkelmans, R.: Bleaching and mortality thresholds: how much is too much?, in: *Coral Bleaching*, Springer, 103-119, 2009.
- Bigg, E., and Turvey, D.: Sources of atmospheric particles over Australia, *Atmospheric Environment*, 12, 1643-1655, 1978.
- Bourne, D. G., Morrow, K. M., and Webster, N. S.: Insights into the coral microbiome: underpinning the health and resilience of reef ecosystems, *Annual Review of Microbiology*, 70, 317-340, 10.1146/annurev-micro-102215-095440, 2016.
- Broadbent, A., and Jones, G.: Seasonal and diurnal cycles of dimethylsulfide, dimethylsulfoniopropionate and dimethylsulfoxide at One Tree Reef lagoon, *Environmental Chemistry*, 3, 260-267, 10.1071/EN06011, 2006.
- Broadbent, A. D., Jones, G. B., and Jones, R. J.: DMSP in corals and benthic algae from the Great Barrier Reef, *Estuarine, Coastal and Shelf Science*, 55, 547-555, 10.1006/ecss.2002.1021, 2002.
- Broadbent, A. D., and Jones, G. B.: DMS and DMSP in mucus ropes, coral mucus, surface films and sediment pore waters from coral reefs in the Great Barrier Reef, *Marine and Freshwater Research*, 55, 849-855, 10.1071/MF04114, 2004.
- Brodie, J., Devlin, M., Haynes, D., and Waterhouse, J.: Assessment of the eutrophication status of the Great Barrier Reef lagoon (Australia), *Biogeochemistry*, 106, 281-302, 10.1007/s10533-010-9542-2, 2011.
- Brown, K. T., Bender-Champ, D., Kenyon, T. M., Rémond, C., Hoegh-Guldberg, O., and Dove, S.: Temporal effects of ocean warming and acidification on coral-algal competition, *Coral Reefs*, 38, 297-309, 10.1007/s00338-019-01775-y, 2019.
- Brüggemann, M., Hayeck, N., and George, C.: Interfacial photochemistry at the ocean surface is a global source of organic vapors and aerosols, *Nature Communications*, 9, 2101, 10.1038/s41467-018-04528-7, 2018.
- Bullock, H. A., Luo, H., and Whitman, W. B.: Evolution of dimethylsulfoniopropionate metabolism in marine phytoplankton and bacteria, *Frontiers in Microbiology*, 8, 637, 10.3389/fmicb.2017.00637, 2017.
- Burdett, H. L., Hatton, A. D., and Kamenos, N. A.: Coralline algae as a globally significant pool of marine dimethylated sulfur, *Global Biogeochemical Cycles*, 29, 1845-1853, 10.1002/2015GB005274, 2015.
- Burke, L., Reyntar, K., Spalding, M., and Perry, A.: *Reefs at Risk Revisited*, World Resources Institute, Washington DC, 2011.
- Carslaw, K., Lee, L., Reddington, C., Pringle, K., Rap, A., Forster, P., Mann, G., Spracklen, D., Woodhouse, M., and Regayre, L.: Large contribution of natural aerosols to uncertainty in indirect forcing, *Nature*, 503, 67, 10.1038/nature12674, 2013.
- Caruana, A. M., and Malin, G.: The variability in DMSP content and DMSP lyase activity in marine dinoflagellates, *Progress in Oceanography*, 120, 410-424, 10.1016/j.pocean.2013.10.014, 2014.
- Cesar, H., Burke, L., and Pet-Soede, L.: *The economics of worldwide coral reef degradation*, Cesar environmental economics consulting (CEEC), 2003.
- Charlson, R. J., Lovelock, J. E., Andreae, M. O., and Warren, S. G.: Oceanic phytoplankton, atmospheric sulphur, cloud albedo and climate, *Nature*, 326, 655, 1987.

- Chaves-Fonnegra, A., Riegl, B., Zea, S., Lopez, J. V., Smith, T., Brandt, M., and Gilliam, D. S.: Bleaching events regulate shifts from corals to excavating sponges in algae-dominated reefs, *Global Change Biology*, 24, 773-785, 10.1111/gcb.13962, 2018.
- Cooper, T. F., De'Ath, G., Fabricius, K. E., and Lough, J. M.: Declining coral calcification in massive *Porites* in two nearshore regions of the northern Great Barrier Reef, *Global Change Biology*, 14, 529-538, 10.1111/j.1365-2486.2007.01520.x, 2008.
- Costanza, R., de Groot, R., Sutton, P., Van der Ploeg, S., Anderson, S. J., Kubiszewski, I., Farber, S., and Turner, R. K.: Changes in the global value of ecosystem services, *Global Environmental Change*, 26, 152-158, 10.1016/j.gloenvcha.2014.04.002, 2014.
- Crabbe, M. J. C.: Modelling effects of geoengineering options in response to climate change and global warming: Implications for coral reefs, *Computational Biology and Chemistry*, 33, 415-420, 10.1016/j.compbiolchem.2009.09.004, 2009.
- Cropp, R., Gabric, A., van Tran, D., Jones, G., Swan, H., and Butler, H.: Coral reef aerosol emissions in response to irradiance stress in the Great Barrier Reef, Australia, *Ambio*, 47, 671-681, 10.1007/s13280-018-1018-y, 2018.
- [Dacey, J. W.: Automated longterm measurement of atmospheric dimethylsulfide at Barrow, Alaska, Woods Hole Oceanographic Institute, USA, 2010.](#)
- Dacey, J. W., and Wakeham, S. G.: Oceanic dimethylsulfide: production during zooplankton grazing on phytoplankton, *Science*, 233, 1314-1316, 1986.
- Dave, P., Patil, N., Bhushan, M., and Venkataraman, C.: Aerosol Influences on Cloud Modification and Rainfall Suppression in the South Asian Monsoon Region, in: *Climate Change Signals and Response*, Springer, 21-37, 2019.
- De'ath, G., and Fabricius, K.: Water quality as a regional driver of coral biodiversity and macroalgae on the Great Barrier Reef, *Ecological Applications*, 20, 840-850, 10.1890/08-2023.1, 2010.
- De'ath, G., Fabricius, K. E., Sweatman, H., and Puotinen, M.: The 27-year decline of coral cover on the Great Barrier Reef and its causes, *Proceedings of the National Academy of Sciences*, 109, 17995, 10.1073/pnas.1208909109, 2012.
- Deschaseaux, E. S., Jones, G. B., Deseo, M. A., Shepherd, K. M., Kiene, R., Swan, H., Harrison, P. L., and Eyre, B. D.: Effects of environmental factors on dimethylated sulfur compounds and their potential role in the antioxidant system of the coral holobiont, *Limnology and Oceanography*, 59, 758-768, 10.4319/lo.2014.59.3.0758, 2014a.
- Deschaseaux, E. S. M., Beltran, V., Jones, G. B., Deseo, M. A., Swan, H. B., Harrison, P. L., and Eyre, B. D.: Comparative response of DMS and DMSP concentrations in *Symbiodinium* clades C1 and D1 under thermal stress, *Journal of experimental marine biology and ecology*, 459, 181-189, 10.1016/j.jembe.2014.05.018, 2014b.
- Diaz, R. J., and Rosenberg, R.: Spreading dead zones and consequences for marine ecosystems, *Science*, 321, 926-929, 10.1126/science.1156401, 2008.
- Downs, C. A., Fauth, J. E., Halas, J. C., Dustan, P., Bemiss, J., and Woodley, C. M.: Oxidative stress and seasonal coral bleaching, *Free Radical Biology and Medicine*, 33, 533-543, 10.1016/S0891-5849(02)00907-3, 2002.



- Dubinsky, Z., and Falkowski, P.: Light as a source of information and energy in zooxanthellate corals, in: *Coral Reefs: An Ecosystem in Transition*, Springer, 107-118, 2011.
- Erfteimeijer, P. L., Riegl, B., Hoeksema, B. W., and Todd, P. A.: Environmental impacts of dredging and other sediment disturbances on corals: a review, *Marine Pollution Bulletin*, 64, 1737-1765, 10.1016/j.marpolbul.2012.05.008, 2012.
- Exton, D., Suggett, D., McGenity, T., and Steinke, M.: Chlorophyll-normalized isoprene production in laboratory cultures of marine microalgae and implications for global models, *Limnology and Oceanography*, 58, 1301-1311, 10.4319/lso.2013.58.4.1301, 2013.
- Fabricsius, K., Okaji, K., and De'Ath, G.: Three lines of evidence to link outbreaks of the crown-of-thorns seastar *Acanthaster planci* to the release of larval food limitation, *Coral Reefs*, 29, 593-605, 10.1007/s00338-010-0628-z, 2010.
- Falkowski, P. G., Dubinsky, Z., Muscatine, L., and Porter, J. W.: Light and the bioenergetics of a symbiotic coral, *Bioscience*, 34, 705-709, 1984.
- Fan, J., and Zhang, R.: Atmospheric oxidation mechanism of isoprene, *Environmental Chemistry*, 1, 140-149, 10.1071/EN04045, 2004.
- Fan, J., Rosenfeld, D., Zhang, Y., Giangrande, S. E., Li, Z., Machado, L. A., Martin, S. T., Yang, Y., Wang, J., and Artaxo, P.: Substantial convection and precipitation enhancements by ultrafine aerosol particles, *Science*, 359, 411-418, 10.1126/science.aan8461, 2018.
- Ferrario, F., Beck, M. W., Storlazzi, C. D., Micheli, F., Shepard, C. C., and Airoldi, L.: The effectiveness of coral reefs for coastal hazard risk reduction and adaptation, *Nature Communications*, 5, 3794, 10.1038/ncomms4794, 2014.
- Fiddes, S. L., Woodhouse, M. T., Nicholls, Z., Lane, T. P., and Schofield, R.: Cloud, precipitation and radiation responses to large perturbations in global dimethyl sulfide, *Atmospheric Chemistry and Physics*, 18, 10177-10198, 2018.
- Fiddes, S. L., Woodhouse, M. T., Nicholls, Z., Lane, T. P., and Schofield, R.: Cloud, precipitation and radiation responses to large perturbations in global dimethyl sulfide, *Atmospheric Chemistry and Physics*, (in press).
- Fischer, E., and Jones, G.: Atmospheric dimethylsulphide production from corals in the Great Barrier Reef and links to solar radiation, climate and coral bleaching, *Biogeochemistry*, 110, 31-46, 10.1007/s10533-012-9719-y, 2012.
- Frade, P., Schwaninger, V., Glasl, B., Sintes, E., Hill, R., Simó, R., and Herndl, G.: Dimethylsulfoniopropionate in corals and its interrelations with bacterial assemblages in coral surface mucus, *Environmental Chemistry*, 13, 252-265, 2016.
- Gabrie, A., Matrai, P., Jones, G., and Middleton, J.: The nexus between sea ice and polar emissions of marine biogenic aerosols, *Bulletin of the American Meteorological Society*, 10.1175/BAMS-D-16-0254.1, 2018.
- Gabrie, A. J., Qu, B., Matrai, P., and Hirst, A. C.: The simulated response of dimethylsulfide production in the Arctic Ocean to global warming, *Tellus B: Chemical and Physical Meteorology*, 57, 391-403, 10.3402/tellusb.v57i5.16564, 2005.
- Gabrie, A. J., Qu, B., Rotstayn, L., and Shephard, J. M.: Global simulations of the impact on contemporary climate of a perturbation to the sea-to-air flux of dimethylsulfide, *Australian Meteorological and Oceanographic Journal*, 63, 365-376, 2013.

- Gage, D. A., Rhodes, D., Nolte, K. D., Hicks, W. A., Leustek, T., Cooper, A. J., and Hanson, A. D.: A new route for synthesis of dimethylsulphoniopropionate in marine algae, *Nature*, 387, 891, 1997.
- [Gali, M., Levasseur, M., Devred, E., Simó, R., and Babin, M.: Sea-surface dimethylsulfide \(DMS\) concentration from satellite data at global and regional scales, \*Biogeosciences\*, 15, 3497-3519, 10.5194/bg-15-3497-2018, 2018.](#)
- Gardner, S. G., Nielsen, D. A., Laczka, O., Shimmon, R., Beltran, V. H., Ralph, P. J., and Petrou, K.: Dimethylsulphoniopropionate, superoxide dismutase and glutathione as stress response indicators in three corals under short-term hyposalinity stress, *Proceedings of the Royal Society B*, 283, 20152418, 10.1098/rspb.2015.2418, 2016.
- Gates, R. D., Baghdasarian, G., and Muscatine, L.: Temperature stress causes host cell detachment in symbiotic cnidarians: implications for coral bleaching, *The Biological Bulletin*, 182, 324-332, 1992.
- Gattuso, J.-P., Frankignoulle, M., and Wollast, R.: Carbon and carbonate metabolism in coastal aquatic ecosystems, *Annual Review of Ecology and Systematics*, 29, 405-434, 1998.
- Glasow, R. v., and Crutzen, P.: Model study of multiphase DMS oxidation with a focus on halogens, *Atmospheric Chemistry and Physics*, 4, 589-608, 2004.
- Grandey, B. S., and Wang, C.: Enhanced marine sulphur emissions offset global warming and impact rainfall, *Scientific Reports*, 5, 13055, 10.1038/srep13055, 2015.
- Green, T., Hatton, A. D., Hughes, R. N., Hughes, D. J., and Smith, I. P.: The CLAW hypothesis: a new perspective on the role of biogenic sulphur in the regulation of global climate, *Oceanography and Marine Biology: An Annual Review*, 52, 315-336, 2014.
- Guo, L., Turner, A. G., and Highwood, E. J.: Local and remote impacts of aerosol species on Indian summer monsoon rainfall in a GCM, *Journal of Climate*, 29, 6937-6955, 10.1175/JCLI-D-15-0728.1, 2016.
- Haydon, T. D., Seymour, J. R., and Suggett, D. J.: Soft corals are significant DMSP producers in tropical and temperate reefs, *Marine Biology*, 165, 109, 10.1007/s00227-018-3367-2, 2018.
- Hedley, J., Roelfsema, C., Chollett, I., Harborne, A., Heron, S., Weeks, S., Skirving, W., Strong, A., Eakin, C., and Christensen, T.: Remote sensing of coral reefs for monitoring and management: a review, *Remote Sensing*, 8, 118, 2016.
- Heron, S. F., Maynard, J. A., Van Hooidonk, R., and Eakin, C. M.: Warming trends and bleaching stress of the world's coral reefs 1985–2012, *Scientific Reports*, 6, 38402, 10.1038/srep38402, 2016.
- Ho, D. T., and Wanninkhof, R.: Air–sea gas exchange in the North Atlantic: 3He/SF6 Experiment during GasEx-98, *Tellus B: Chemical and Physical Meteorology*, 68, 30198, 10.3402/tellusb.v68.30198, 2016.
- Hoegh-Guldberg, O., Mumby, P. J., Hooten, A. J., Steneck, R. S., Greenfield, P., Gomez, E., Harvell, C. D., Sale, P. F., Edwards, A. J., and Caldeira, K.: Coral reefs under rapid climate change and ocean acidification, *Science*, 318, 1737-1742, 10.1126/science.1152509, 2007.
- Hoffmann, E. H., Tilgner, A., Schrödner, R., Bräuer, P., Wolke, R., and Herrmann, H.: An advanced modeling study on the impacts and atmospheric implications of multiphase dimethyl sulfide chemistry, *Proceedings of the National Academy of Sciences*, 113, 11776-11781, 10.1073/pnas.1606320113, 2016.

- Hopkins, F. E., Bell, T. G., Yang, M., Suggett, D. J., and Steinke, M.: Air exposure of coral is a significant source of dimethylsulfide (DMS) to the atmosphere, *Scientific Reports*, 6, 36031, 10.1038/srep36031, 2016.
- Hopkins, F. E., Nightingale, P. D., Stephens, J. A., Moore, C. M., Richier, S., Cripps, G., and Archer, S. D.: Dimethylsulfide (DMS) production in polar oceans is resilient to ocean acidification, *Biogeosciences Discussions*, 10.5194/bg-2018-55, 2018.
- Howarth, R., Chan, F., Conley, D. J., Garnier, J., Doney, S. C., Marino, R., and Billen, G.: Coupled biogeochemical cycles: eutrophication and hypoxia in temperate estuaries and coastal marine ecosystems, *Frontiers in Ecology and the Environment*, 9, 18-26, 10.1890/100008, 2011.
- Hughes, T. P., Kerry, J. T., Baird, A. H., Connolly, S. R., Dietzel, A., Eakin, C. M., Heron, S. F., Hoey, A. S., Hoogenboom, M. O., and Liu, G.: Global warming transforms coral reef assemblages, *Nature*, 556, 492, 10.1038/s41586-018-0041-2, 2018.
- Hughes, T. P., Kerry, J. T., Baird, A. H., Connolly, S. R., Chase, T. J., Dietzel, A., Hill, T., Hoey, A. S., Hoogenboom, M. O., Jacobson, M., Kerswell, A., Madin, J. S., Mieog, A., Paley, A. S., Pratchett, M. S., Torda, G., and Woods, R. M.: Global warming impairs stock–recruitment dynamics of corals, *Nature*, 10.1038/s41586-019-1081-y, 2019.
- [Inoue, S., Kayanne, H., Yamamoto, S., and Kurihara, H.: Spatial community shift from hard to soft corals in acidified water, \*Nature Climate Change\*, 3, 683-687, 10.1038/NCLIMATE1855, 2013.](#)
- IPCC: Climate change 2014: Synthesis report. Contribution of Working Groups I, II and III to the Fifth Assessment Report of the Intergovernmental Panel on Climate Change [Core writing team, R.K. Pachauri and L.A. Meyer (eds.)], IPCC, Geneva, Switzerland., 2014.
- Irvine, P. J., Kravitz, B., Lawrence, M. G., Gerten, D., Caminade, C., Gosling, S. N., Hendy, E. J., Kassie, B. T., Kissling, W. D., and Muri, H.: Towards a comprehensive climate impacts assessment of solar geoengineering, *Earth's Future*, 5, 93-106, 10.1002/2016EF000389, 2017.
- Jackson, R., Gabric, A., and Cropp, R.: Effects of ocean warming and coral bleaching on aerosol emissions in the Great Barrier Reef, Australia, *Scientific Reports*, 8, 14048, 10.1038/s41598-018-32470-7, 2018.
- Jones, G., Curran, M., Broadbent, A., King, S., Fischer, E., and Jones, R.: Factors affecting the cycling of dimethylsulfide and dimethylsulfoniopropionate in coral reef waters of the Great Barrier Reef, *Environmental Chemistry*, 4, 310-322, 10.1071/EN06065, 2007.
- Jones, G.: The Reef Sulphur Cycle: Influence on Climate and Ecosystem Services, in: *Ethnobiology of Corals and Coral Reefs*, Springer, 27-57, 2015.
- Jones, G., Curran, M., Swan, H., and Deschaseaux, E.: Dimethylsulfide and Coral Bleaching: Links to Solar Radiation, Low Level Cloud and the Regulation of Seawater Temperatures and Climate in the Great Barrier Reef, *American Journal of Climate Change*, 6, 328, 10.4236/ajcc.2017.62017, 2017.

- Jones, G., Curran, M., Deschaseaux, E., Omori, Y., Tanimoto, H., Swan, H., Eyre, B., Ivey, J., McParland, E., and Gabric, A.: The flux and emission of dimethylsulfide from the Great Barrier Reef region and potential influence on the climate of NE Australia, *Journal of Geophysical Research: Atmospheres*, 123, 13,835-813,856, 10.1029/2018JD029210, 2018.
- Jones, G. B., and Trevena, A. J.: The influence of coral reefs on atmospheric dimethylsulphide over the Great Barrier Reef, Coral Sea, Gulf of Papua and Solomon and Bismarck Seas, *Marine and Freshwater Research*, 56, 85-93, 10.1071/MF04097, 2005.
- Jones, G. B., Fischer, E., Deschaseaux, E. S., and Harrison, P. L.: The effect of coral bleaching on the cellular concentration of dimethylsulphoniopropionate in reef corals, *Journal of Experimental Marine Biology and Ecology*, 460, 19-31, 10.1016/j.jembe.2014.06.003, 2014.
- Jones, R. J., Berkelmans, R., and Oliver, J. K.: Recurrent bleaching of corals at Magnetic Island (Australia) relative to air and seawater temperature, *Marine Ecology Progress Series*, 289-292, 1997.
- Jones, R. J., Hoegh-Guldberg, O., Larkum, A. W., and Schreiber, U.: Temperature-induced bleaching of corals begins with impairment of the CO<sub>2</sub> fixation mechanism in zooxanthellae, *Plant, Cell & Environment*, 21, 1219-1230, 10.1046/j.1365-3040.1998.00345.x, 2002.
- Kettle, A., and Andreae, M.: Flux of dimethylsulfide from the oceans: A comparison of updated data sets and flux models, *Journal of Geophysical Research: Atmospheres*, 105, 26793-26808, 10.1029/2000JD900252, 2000.
- Khan, M., Gillespie, S., Razis, B., Xiao, P., Davies-Coleman, M., Percival, C., Derwent, R., Dyke, J., Ghosh, M., and Lee, E.: A modelling study of the atmospheric chemistry of DMS using the global model, STOCHEM-CRI, *Atmospheric Environment*, 127, 69-79, 10.1016/j.atmosenv.2015.12.028, 2016.
- Kleypas, J. A., Danabasoglu, G., and Lough, J. M.: Potential role of the ocean thermostat in determining regional differences in coral reef bleaching events, *Geophysical Research Letters*, 35, 10.1029/2007GL032257, 2008.
- Kloster, S., Six, K., Feichter, J., Maier-Reimer, E., Roeckner, E., Wetzol, P., Stier, P., and Esch, M.: Response of dimethylsulfide (DMS) in the ocean and atmosphere to global warming, *Journal of Geophysical Research: Biogeosciences*, 112, 10.1029/2006JG000224, 2007.
- Klueter, A., Trapani, J., Archer, F. I., McIlroy, S. E., and Coffroth, M. A.: Comparative growth rates of cultured marine dinoflagellates in the genus *Symbiodinium* and the effects of temperature and light, *PLOS One*, 12, e0187707, 10.1371/journal.pone.0187707, 2017.
- Korhonen, H., Carslaw, K. S., Spracklen, D. V., Mann, G. W., and Woodhouse, M. T.: Influence of oceanic dimethyl sulfide emissions on cloud condensation nuclei concentrations and seasonality over the remote Southern Hemisphere oceans: A global model study, *Journal of Geophysical Research: Atmospheres*, 113, 10.1029/2007JD009718, 2008.
- Kroll, J. H., Ng, N. L., Murphy, S. M., Flagan, R. C., and Seinfeld, J. H.: Secondary organic aerosol formation from isoprene photooxidation, *Environmental Science & Technology*, 40, 1869-1877, 10.1021/es0524301, 2006.

- Kumar, P.: The economics of medicinal plants: Are high commercial values enough to ensure biodiversity conservation?, in: Conserving medicinal species: Securing a healthy future, edited by: Miththapala, S., IUCN: Ecosystems and Livelihoods Group, Asia, 9-15, 2006.
- Kwiatkowski, L., Cox, P., Halloran, P. R., Mumby, P. J., and Wiltshire, A. J.: Coral bleaching under unconventional scenarios of climate warming and ocean acidification, *Nature Climate Change*, 5, 777, 10.1038/NCLIMATE2655, 2015.
- Lana, A., Bell, T., Simó, R., Vallina, S., Ballabrera-Poy, J., Kettle, A., Dachs, J., Bopp, L., Saltzman, E., and Stefels, J.: An updated climatology of surface dimethylsulfide concentrations and emission fluxes in the global ocean, *Global Biogeochemical Cycles*, 25, 10.1029/2010GB003850, 2011.
- Lana, A., Simó, R., Vallina, S., and Dachs, J.: Potential for a biogenic influence on cloud microphysics over the ocean: A correlation study with satellite-derived data, *Atmospheric Chemistry and Physics*, 12, 7977-7993, 10.5194/acp-12-7977-2012, 2012.
- Land, P. E., Shutler, J. D., Bell, T., and Yang, M.: Exploiting satellite earth observation to quantify current global oceanic DMS flux and its future climate sensitivity, *Journal of Geophysical Research: Oceans*, 119, 7725-7740, 10.1002/2014JC010104, 2014.
- Latham, J., Parkes, B., Gadian, A., and Salter, S.: Weakening of hurricanes via marine cloud brightening (MCB), *Atmospheric Science Letters*, 13, 231-237, 10.1002/asl.402, 2012.
- Latham, J., Kleypas, J., Hauser, R., Parkes, B., and Gadian, A.: Can marine cloud brightening reduce coral bleaching?, *Atmospheric Science Letters*, 14, 214-219, 10.1002/asl.2442, 2013.
- Le Quéré, C., Andrew, R. M., Friedlingstein, P., Sitch, S., Hauck, J., Pongratz, J., Pickers, P. A., Korsbakken, J. I., Peters, G. P., and Canadell, J. G.: Global carbon budget 2018, *Earth System Science Data*, 10, 10.5194/essd-10-2141-2018, 2018.
- Leahy, S. M., Kingsford, M. J., and Steinberg, C. R.: Do clouds save the Great Barrier Reef? Satellite imagery elucidates the cloud-SST relationship at the local scale, *PLOS One*, 8, e70400, 10.1371/journal.pone.0070400, 2013.
- Leck, C., and Bigg, E. K.: Comparison of sources and nature of the tropical aerosol with the summer high Arctic aerosol, *Tellus B: Chemical and Physical Meteorology*, 60, 118-126, 10.1111/j.1600-0889.2007.00315.x, 2008.
- Lesser, M., Stochaj, W., Tapley, D., and Shick, J.: Bleaching in coral reef anthozoans: effects of irradiance, ultraviolet radiation, and temperature on the activities of protective enzymes against active oxygen, *Coral Reefs*, 8, 225-232, 1990.
- Lesser, M., Mazel, C., Gorbunov, M., and Falkowski, P.: Discovery of symbiotic nitrogen-fixing cyanobacteria in corals, *Science*, 305, 997-1000, 10.1126/science.1099128, 2004.
- Lesser, M. P.: Oxidative stress in marine environments: biochemistry and physiological ecology, *Annual Review of Physiology*, 68, 253-278, 10.1146/annurev.physiol.68.040104.110001, 2006.
- Lesser, M. P.: Coral bleaching: causes and mechanisms, in: *Coral Reefs: An Ecosystem in Transition*, Springer, 405-419, 2010.
- Lin, H., Kuzminov, F. I., Park, J., Lee, S., Falkowski, P. G., and Gorbunov, M. Y.: The fate of photons absorbed by phytoplankton in the global ocean, *Science*, 351, 264-267, 10.1126/science.aab2213, 2016.

- Lin, L., Wang, Z., Xu, Y., Fu, Q., and Dong, W.: Larger Sensitivity of Precipitation Extremes to Aerosol Than Greenhouse Gas Forcing in CMIP5 Models, *Journal of Geophysical Research: Atmospheres*, 123, 8062-8073, 10.1029/2018JD028821, 2018.
- Liu, G., Strong, A. E., and Skirving, W.: Remote sensing of sea surface temperatures during 2002 Barrier Reef coral bleaching, *Eos, Transactions American Geophysical Union*, 84, 137-141, 10.1029/2003EO150001, 2003.
- Liu, G., Strong, A. E., Skirving, W., and Arzayus, L. F.: Overview of NOAA coral reef watch program's near-real time satellite global coral bleaching monitoring activities, *Proceedings of the 10th International Coral Reef Symposium*, 2006, 1783-1793,
- Lough, J.: Shifting climate zones for Australia's tropical marine ecosystems, *Geophysical Research Letters*, 35, 10.1029/2008GL034634, 2008.
- MacNeil, M. A., Mellin, C., Matthews, S., Wolff, N. H., McClanahan, T. R., Devlin, M., Drovandi, C., Mengersen, K., and Graham, N. A. J.: Water quality mediates resilience on the Great Barrier Reef, *Nature Ecology & Evolution*, 3, 620-627, 10.1038/s41559-019-0832-3, 2019.
- McClanahan, T. R., Graham, N. A., MacNeil, M. A., Muthiga, N. A., Cinner, J. E., Bruggemann, J. H., and Wilson, S. K.: Critical thresholds and tangible targets for ecosystem-based management of coral reef fisheries, *Proceedings of the National Academy of Sciences*, 201106861, 10.1073/pnas.1106861108, 2011.
- McCook, L. J., and Diaz-Pulido, G.: The fate of bleached corals: patterns and dynamics of algal recruitment, *Marine Ecology Progress Series*, 232, 115-128, 10.3354/meps232115, 2002.
- McCoy, D. T., Burrows, S. M., Wood, R., Grosvenor, D. P., Elliott, S. M., Ma, P.-L., Rasch, P. J., and Hartmann, D. L.: Natural aerosols explain seasonal and spatial patterns of Southern Ocean cloud albedo, *Science Advances*, 1, e1500157, 10.1126/sciadv.1500157, 2015.
- McEwan, J., Gabric, A. J., and Bell, P. R.: Water quality and phytoplankton dynamics in Moreton Bay, south-eastern Queensland. I. Field survey and satellite data, *Marine and Freshwater Research*, 49, 215-225, 1998.
- McGowan, H., and Theobald, A.: ENSO weather and coral bleaching on the Great Barrier Reef, Australia, *Geophysical Research Letters*, 44, 10.1002/2017GL074877, 2017.
- McKergow, L. A., Prosser, I. P., Hughes, A. O., and Brodie, J.: Sources of sediment to the Great Barrier Reef world heritage area, *Marine Pollution Bulletin*, 51, 200-211, 10.1016/j.marpolbul.2004.11.029, 2005.
- Mellin, C., Matthews, S., Anthony, K. R. N., Brown, S. C., Caley, M. J., Johns, K., Osborne, K., Puotinen, M., Thompson, A., Wolff, N. H., Fordham, D. A., and MacNeil, M. A.: Spatial resilience of the Great Barrier Reef under cumulative disturbance impacts, *Global Change Biology*, 10.1111/gcb.14625, 2019.
- Modini, R. L., Ristovski, Z., Johnson, G. R., He, C., Surawski, N., Morawska, L., Suni, T., and Kulmala, M.: New particle formation and growth at a remote, sub-tropical coastal location, *Atmospheric Chemistry and Physics*, 9, 7607-7621, 10.5194/acp-9-7607-2009, 2009.

- Mulcahy, J., Jones, C., Sellar, A., Johnson, B., Boutle, I., Jones, A., Andrews, T., Rumbold, S., Mollard, J., and Bellouin, N.: Improved aerosol processes and effective radiative forcing in HadGEM3 and UKESM1, *Journal of Advances in Modeling Earth Systems*, 10, 2786-2805, 10.1029/2018MS001464, 2018.
- Mumby, P., Chisholm, J., Edwards, A., Clark, C., Roark, E., Andrefouet, S., and Jaubert, J.: Unprecedented bleaching-induced mortality in *Porites* spp. at Rangiroa Atoll, French Polynesia, *Marine Biology*, 139, 183-189, 10.1007/s002270100575, 2001a.
- Mumby, P. J., Chisholm, J. R., Edwards, A. J., Andrefouet, S., and Jaubert, J.: Cloudy weather may have saved Society Island reef corals during the 1998 ENSO event, *Marine Ecology Progress Series*, 222, 209-216, 10.3354/meps222209, 2001b.
- Muscantine, L., and Porter, J. W.: Reef corals: mutualistic symbioses adapted to nutrient-poor environments, *Bioscience*, 27, 454-460, 1977.
- Nielsen, D. A., Petrou, K., and Gates, R. D.: Coral bleaching from a single cell perspective, *The ISME Journal*, 12, 1558, 10.1038/s41396-018-0080-6, 2018.
- [Norström, A. B., Nyström, M., Lokrantz, J., and Folke, C.: Alternative states on coral reefs: beyond coral-macroalgal phase shifts, \*Marine Ecology Progress Series\*, 376, 295-306, 10.3354/meps07815, 2009.](#)
- Orr, J. C.: Recent and future changes in ocean carbonate chemistry, *Ocean acidification*, 1, 41-66, 2011.
- Osborne, N. J., Webb, P. M., and Shaw, G. R.: The toxins of *Lyngbya majuscula* and their human and ecological health effects, *Environment International*, 27, 381-392, 10.1016/S0160-4120(01)00098-8, 2001.
- Qu, B., Gabric, A. J., Zeng, M., Xi, J., Jiang, L., and Zhao, L.: Dimethylsulfide model calibration and parametric sensitivity analysis for the Greenland Sea, *Polar Science*, 13, 13-22, 10.1016/j.polar.2017.07.001, 2017.
- Quinn, P., and Bates, T.: The case against climate regulation via oceanic phytoplankton sulphur emissions, *Nature*, 480, 51, 10.1038/nature10580, 2011.
- Raina, J.-B., Tapiolas, D., Willis, B. L., and Bourne, D. G.: Coral-associated bacteria and their role in the biogeochemical cycling of sulfur, *Applied and Environmental Microbiology*, 75, 3492-3501, 10.1128/AEM.02567-08, 2009.
- Raina, J.-B., Dinsdale, E. A., Willis, B. L., and Bourne, D. G.: Do the organic sulfur compounds DMSP and DMS drive coral microbial associations?, *Trends in Microbiology*, 18, 101-108, 10.1016/j.tim.2009.12.002, 2010.
- Raina, J.-B., Tapiolas, D. M., Forêt, S., Lutz, A., Abrego, D., Ceh, J., Seneca, F. O., Clode, P. L., Bourne, D. G., and Willis, B. L.: DMSP biosynthesis by an animal and its role in coral thermal stress response, *Nature*, 502, 677, 10.1038/nature12677, 2013.
- Raina, J.-B., Tapiolas, D., Motti, C. A., Foret, S., Seemann, T., Tebben, J., Willis, B. L., and Bourne, D. G.: Isolation of an antimicrobial compound produced by bacteria associated with reef-building corals, *PeerJ*, 4, e2275, 10.7717/peerj.2275, 2016.
- Ramanathan, V., and Collins, W.: Thermodynamic regulation of ocean warming by cirrus clouds deduced from observations of the 1987 El Nino, *Nature*, 351, 27, 1991.

- Reaka-Kudla, M.: Global biodiversity of coral reefs: a comparison with rainforests., in: Biodiversity II: Understanding and protecting our biological resources, edited by: Reaka-Kudla, M., Wilson, D., Wilson, E., and Peter, F., Joseph Henry Press, Washington, USA, 83-108, 1997.
- Rolph, G., Stein, A., and Stunder, B.: Real-time Environmental Applications and Display sYstem: READY, *Environmental Modelling & Software*, 95, 210-228, 10.1016/j.envsoft.2017.06.025, 2017.
- Rosenfeld, D., Dai, J., Yu, X., Yao, Z., Xu, X., Yang, X., and Du, C.: Inverse relations between amounts of air pollution and orographic precipitation, *Science*, 315, 1396-1398, 10.1126/science.1137949, 2007.
- Sanchez, K. J., Chen, C.-L., Russell, L. M., Betha, R., Liu, J., Price, D. J., Massoli, P., Ziemba, L. D., Crosbie, E. C., and Moore, R. H.: Substantial Seasonal Contribution of Observed Biogenic Sulfate Particles to Cloud Condensation Nuclei, *Scientific Reports*, 8, 3235, 10.1038/s41598-018-21590-9, 2018.
- Schwinger, J., Tjiputra, J., Goris, N., Six, K. D., Kirkevåg, A., Seland, O., Heinze, C., and Ilyina, T.: Amplification of global warming through pH dependence of DMS production simulated with a fully coupled Earth system model, *Biogeosciences*, 14, 3633-3648, 10.5194/bg-13-3633-2017, 2017.
- Shaw, G. E.: Bio-controlled homeostasis involving the sulfur cycle, *Climatic Change*, 5, 297-303, 1983.
- Simó, R.: Production of atmospheric sulfur by oceanic plankton: biogeochemical, ecological and evolutionary links, *Trends in Ecology & Evolution*, 16, 287-294, 10.1016/S0169-5347(01)02152-8, 2001.
- Singh, D., Bollasina, M., Ting, M., and Diffenbaugh, N. S.: Disentangling the influence of local and remote anthropogenic aerosols on South Asian monsoon daily rainfall characteristics, *Climate Dynamics*, 1-20, 10.1007/s00382-018-4512-9, 2018.
- [Six, K. D., Kloster, S., Ilyina, T., Archer, S. D., Zhang, K., and Maier-Reimer, E.: Global warming amplified by reduced sulphur fluxes as a result of ocean acidification, \*Nature Climate Change\*, 3, 975-978, 10.1038/NCLIMATE1981, 2013.](#)
- Skirving, W., Enriquez, S., Hedley, J., Dove, S., Eakin, C., Mason, R., De La Cour, J., Liu, G., Hoegh-Guldberg, O., and Strong, A.: Remote sensing of coral bleaching using temperature and light: progress towards an operational algorithm, *Remote Sensing*, 10, 18, 10.3390/rs10010018, 2017.
- Skirving, W. J., Heron, S. F., Marsh, B. L., Liu, G., De La Cour, J. L., Geiger, E. F., and Eakin, C. M.: The relentless march of mass coral bleaching: a global perspective of changing heat stress, *Coral Reefs*, 10.1007/s00338-019-01799-4, 2019.
- Spalding, M., Ravilious, C., and Green, E. P.: World atlas of coral reefs, Univ of California Press, 2001.
- Spalding, M., Burke, L., Wood, S. A., Ashpole, J., Hutchison, J., and zu Ermgassen, P.: Mapping the global value and distribution of coral reef tourism, *Marine Policy*, 82, 104-113, 10.1016/j.marpol.2017.05.014, 2017.
- Spracklen, D., and Rap, A.: Natural aerosol-climate feedbacks suppressed by anthropogenic aerosol, *Geophysical Research Letters*, 40, 5316-5319, 10.1002/2013GL057966, 2013.
- Stefels, J.: Physiological aspects of the production and conversion of DMSP in marine algae and higher plants, *Journal of Sea Research*, 43, 183-197, 10.1016/S1385-1101(00)00030-7, 2000.



- Stein, A., Draxler, R., Rolph, G., Stunder, B., Cohen, M., and Ngan, F.: NOAA's HYSPLIT atmospheric transport and dispersion modelling system., *Bulletin of the American Meteorological Society*, 96, 2059-2077, 10.1175/BAMS-D-14-00110.1, 2015.
- Steiner, Z., Turchyn, A. V., Harpaz, E., and Silverman, J.: Water chemistry reveals a significant decline in coral calcification rates in the southern Red Sea, *Nature Communications*, 9, 3615, 10.1038/s41467-018-06030-6, 2018.
- Sun, J., Todd, J. D., Thrash, J. C., Qian, Y., Qian, M. C., Temperton, B., Guo, J., Fowler, E. K., Aldrich, J. T., and Nicora, C. D.: The abundant marine bacterium *Pelagibacter* simultaneously catabolizes dimethylsulfoniopropionate to the gases dimethyl sulfide and methanethiol, *Nature Microbiology*, 1, 16065, 10.1038/NMICROBIOL.2016.65, 2016.
- Sunda, W., Kieber, D., Kiene, R., and Huntsman, S.: An antioxidant function for DMSP and DMS in marine algae, *Nature*, 418, 317-320, 2002.
- Surratt, J. D., Kroll, J. H., Kleindienst, T. E., Edney, E. O., Claeys, M., Sorooshian, A., Ng, N. L., Offenberg, J. H., Lewandowski, M., and Jaoui, M.: Evidence for organosulfates in secondary organic aerosol, *Environmental Science & Technology*, 41, 517-527, 10.1021/es062081q, 2007.
- Swan, H. B., Crough, R. W., Vaattovaara, P., Jones, G. B., Deschaseaux, E. S., Eyre, B. D., Miljevic, B., and Ristovski, Z. D.: Dimethyl sulfide and other biogenic volatile organic compound emissions from branching coral and reef seawater: potential sources of secondary aerosol over the Great Barrier Reef, *Journal of Atmospheric Chemistry*, 73, 303-328, 10.1007/s10874-016-9327-7, 2016.
- Swan, H. B., Jones, G. B., Deschaseaux, E. S., and Eyre, B. D.: Coral reef origins of atmospheric dimethylsulfide at Heron Island, southern Great Barrier Reef, Australia, *Biogeosciences*, 14, 229, 10.5194/bg-14-229-2017, 2017a.
- Swan, H. B., Deschaseaux, E. S., Jones, G. B., and Eyre, B. D.: The relative abundance of dimethylsulfoniopropionate (DMSP) among other zwitterions in branching coral at Heron Island, southern Great Barrier Reef, *Analytical and Bioanalytical Chemistry*, 409, 4409-4423, 10.1007/s00216-017-0385-8, 2017b.
- Takahashi, Y., Okazaki, Y., Sato, M., Miyahara, H., Sakanoi, K., Hong, P., and Hoshino, N.: 27-day variation in cloud amount in the Western Pacific warm pool region and relationship to the solar cycle, *Atmospheric Chemistry and Physics*, 10, 1577-1584, 2010.
- Thume, K., Gebser, B., Chen, L., Meyer, N., Kieber, D. J., and Pohnert, G.: The metabolite dimethylsulfoxonium propionate extends the marine organosulfur cycle, *Nature*, 563, 412-415, 10.1038/s41586-018-0675-0, 2018.
- Tresguerres, M., Barott, K. L., Barron, M. E., Deheyn, D. D., Kline, D. I., and Linsmayer, L. B.: Cell biology of reef-building corals: ion transport, acid/base regulation, and energy metabolism, in: *Acid-Base Balance and Nitrogen Excretion in Invertebrates*, Springer, 193-218, 2017.
- Vallina, S.M., Simó, R., Gassó, S., de Boyer-Montégut, C., del Río, E., Jurado, E., & Dachs, J.: Analysis of a potential "solar radiation dose-dimethylsulfide-cloud condensation nuclei" link from globally mapped seasonal correlations, *Global Biogeochemical Cycles*, 21, 10.1029/2006GB002787, 2007.

- Van Alstyne, K., Dominique, V., and Muller-Parker, G.: Is dimethylsulfoniopropionate (DMSP) produced by the symbionts or the host in an anemone-zooxanthella symbiosis?, *Coral Reefs*, 28, 167-176, 10.1007/s00338-008-0443-y, 2009.
- Van Alstyne, K. L., and Puglisi, M. P.: DMSP in marine macroalgae and macroinvertebrates: Distribution, function, and ecological impacts, *Aquatic Sciences*, 69, 394-402, 10.1007/s00027-007-0888-z, 2007.
- Van Oppen, M. J., Oliver, J. K., Putnam, H. M., and Gates, R. D.: Building coral reef resilience through assisted evolution, *Proceedings of the National Academy of Sciences*, 112, 2307-2313, 10.1073/pnas.1422301112, 2015.
- Ward, S., Harrison, P., and Hoegh-Guldberg, O.: Coral bleaching reduces reproduction of scleractinian corals and increases susceptibility to future stress, *Proceedings of the Ninth International Coral Reef Symposium, Bali, 23-27 October 2000*, 2002, 1123-1128,
- Webb, A., van Leeuwe, M., den Os, D., Meredith, M., Venables, H., and Stefels, J.: Extreme spikes in DMS flux double estimates of biogenic sulfur export from the Antarctic coastal zone to the atmosphere, *Scientific Reports*, 9, 2233, 10.1038/s41598-019-38714-4, 2019.
- Wilkinson, C. R., Lindén, O., Cesar, H. S., Hodgson, G., Rubens, J., and Strong, A. E.: Ecological and socioeconomic impacts of 1998 coral mortality in the Indian Ocean: An ENSO impact and a warning of future change?, *Ambio*, 28, 188, 1999.
- Woodhouse, M., Carslaw, K., Mann, G., Vallina, S., Vogt, M., Halloran, P., and Boucher, O.: Low sensitivity of cloud condensation nuclei to changes in the sea-air flux of dimethyl-sulphide, *Atmospheric Chemistry and Physics*, 10, 7545-7559, 10.5194/acp-10-7545-2010, 2010.
- Woodhouse, M., Mann, G., Carslaw, K., and Boucher, O.: Sensitivity of cloud condensation nuclei to regional changes in dimethyl-sulphide emissions, *Atmospheric Chemistry and Physics*, 13, 2723-2733, 2013.
- Wooldridge, S. A., and Brodie, J. E.: Environmental triggers for primary outbreaks of crown-of-thorns starfish on the Great Barrier Reef, Australia, *Marine Pollution Bulletin*, 101, 805-815, 10.1016/j.marpolbul.2015.08.049, 2015.
- Yakovleva, I. M., Baird, A. H., Yamamoto, H. H., Bhagooli, R., Nonaka, M., and Hidaka, M.: Algal symbionts increase oxidative damage and death in coral larvae at high temperatures, *Marine Ecology Progress Series*, 378, 105-112, 10.3354/meps07857, 2009.
- Yang, M., Blomquist, B., Fairall, C., Archer, S., and Huebert, B.: Air-sea exchange of dimethylsulfide in the Southern Ocean: Measurements from SO GasEx compared to temperate and tropical regions, *Journal of Geophysical Research: Oceans*, 116, 10.1029/2010JC006526, 2011.
- Zavarsky, A., Booge, D., Fiehn, A., Krüger, K., Atlas, E., and Marandino, C.: The Influence of Air-Sea Fluxes on Atmospheric Aerosols During the Summer Monsoon Over the Tropical Indian Ocean, *Geophysical Research Letters*, 45, 418-426, 10.1002/2017GL076410, 2018.
- Zeebe, R. E., and Tyrrell, T.: History of carbonate ion concentration over the last 100 million years II: Revised calculations and new data, *Geochimica et Cosmochimica Acta*, 68, 3521-3530, 10.1016/j.gca.2019.02.041, 2019.

Zhang, Z., Jones, A., and Crabbe, M. J. C.: Impacts of stratospheric aerosol geoengineering strategy on Caribbean coral reefs, *International Journal of Climate Change Strategies and Management*, 10, 523-532, 10.1108/IJCCSM-05-2017-0104, 2017.

## Figures

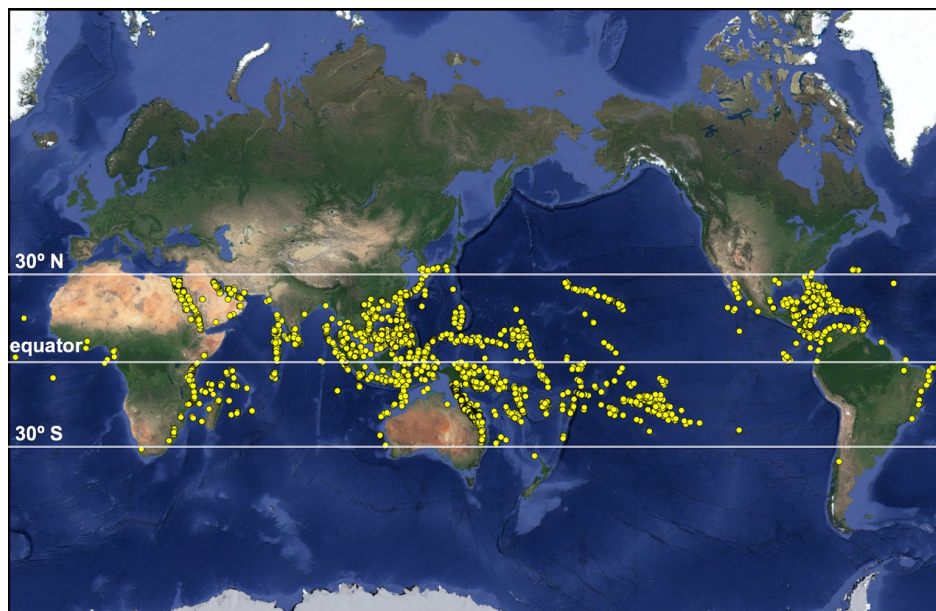


Figure 1. Global distribution of tropical coral reefs. Locations provided by ReefBase (<http://www.reefbase.org>).



Figure 2. Vibrant corals at Norman Reef in the northern Great Barrier Reef, Australia (R. Jackson).

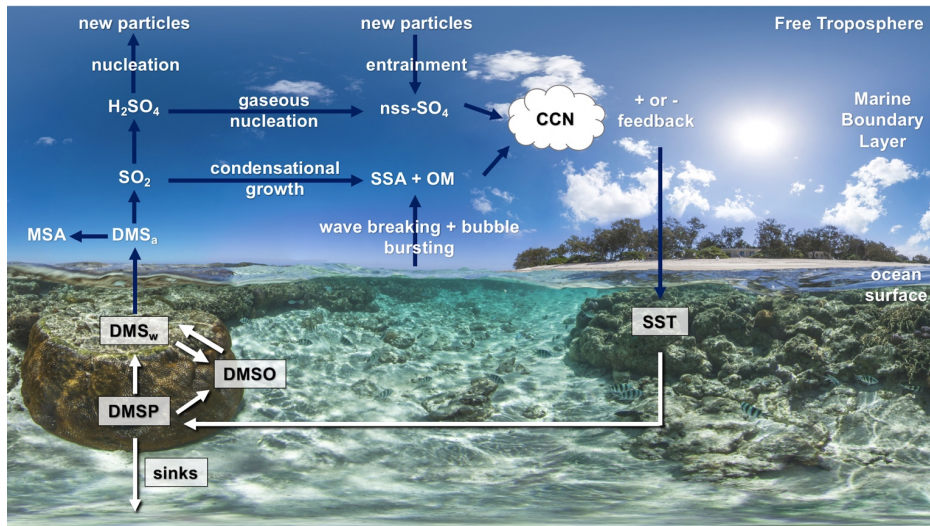


Figure 3. Simplified overview of the coral reef dimethylsulfide (DMS) - sea surface temperature (SST) feedback. Dimethylsulfoniopropionate (DMSP) is produced by the coral holobiont and may be oxidised to dimethyl sulfoxide (DMSO) or cleaved to dissolved DMS ( $\text{DMS}_w$ ). Atmospheric DMS ( $\text{DMS}_a$ ) is further oxidised to methanesulfonic acid (MSA) and sulfur dioxide ( $\text{SO}_2$ ) and secondarily to sulfuric acid ( $\text{H}_2\text{SO}_4$ ), which may condense onto existing particles (e.g. sea-spray aerosol (SSA) or organic matter (OM)) or nucleate to non-sea salt sulfate particles ( $\text{nss-SO}_4$ ). These may increase the number of cloud condensation nuclei (CCN) and increase cloud albedo. Background © Underwater Earth / XL Catlin Seaview Survey / Aaron Spence. CC BY-SA 3.0.

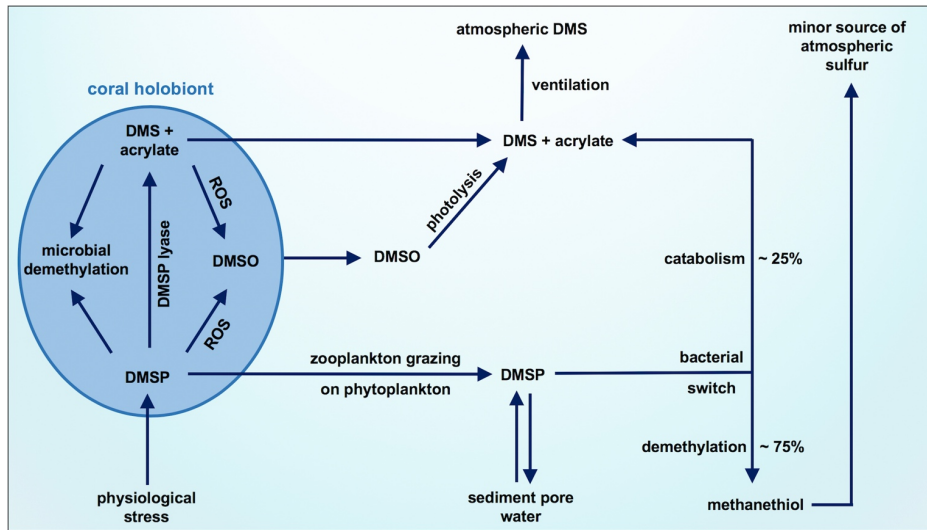


Figure 4. Basic processes involved in the cycling of dimethylated sulfur compounds involved in a coral reef.

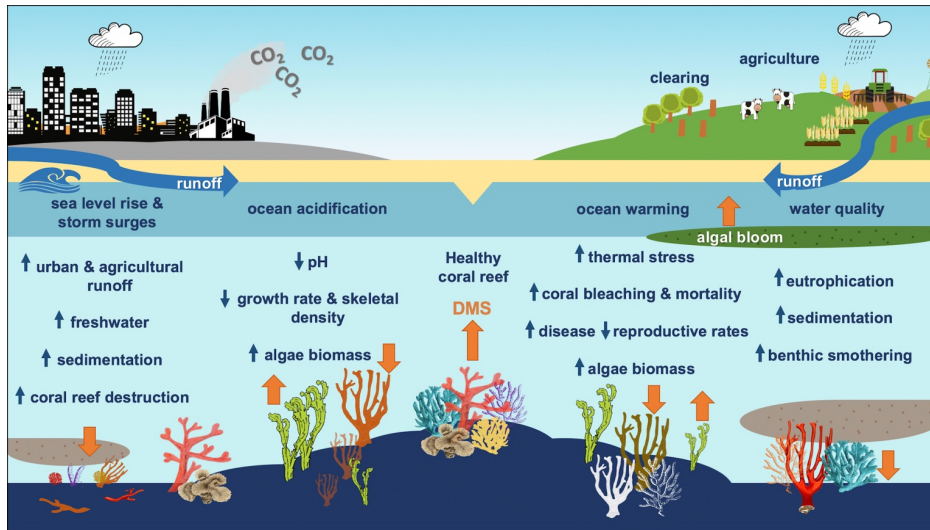


Figure 5. The impacts of climate change and land-use on coral reefs. Orange arrows reflect the predicted increase or decrease in DMS emissions from the coral holobiont and marine micro and macroalgae.



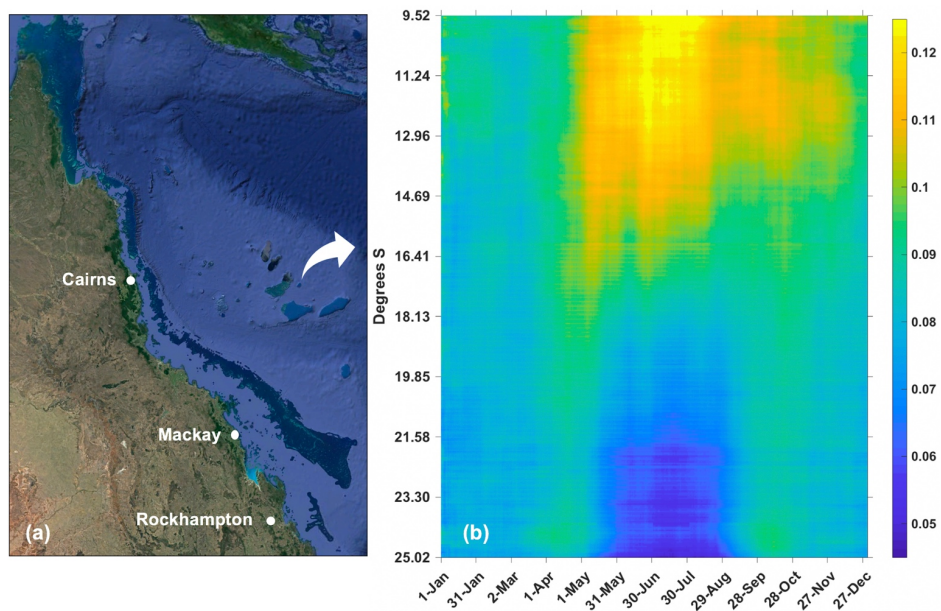


Figure 6. (a) Map of the GBR, Australia. (b) Longitude-averaged Hovmöller plot of daily mean (2001 - 2017) total AOD (869 nm) over the GBR.



Figure 7. Low-level convective clouds aligned over the Swains Reefs in the Mackay-Capricorn Management Area of the southern GBR. True colour image captured by MODIS Terra on 31<sup>st</sup> May 2018. Source: NASA Earth Observing System Data and Information System (EOSDIS).

✖