

# ***Interactive comment on* “The influences of historic lake trophy and mixing regime changes on long-term phosphorus fractions retention in sediments of deep, eutrophic lakes: a case study from Lake Burgäschi, Switzerland” by Luyao Tu et al.**

**Luyao Tu et al.**

luyao.tu@giub.unibe.ch

Received and published: 5 January 2020

RESPONSE TO COMMENTS of Anonymous Referee #1 Manuscript ID bg-2019-389 titled “The influences of historic lake trophy and mixing regime changes on long-term phosphorus fractions retention in sediments of deep, eutrophic lakes: a case study from Lake Burgäschi, Switzerland”.

General response: We would like to express how much we appreciate the comments

and feedbacks provided by Anonymous Referee #1. We have addressed the comments point by point below. As we agree with the comments and have made additional calculations (e.g. fluxes), we are confident that we can address the comments adequately in a revised version of the manuscript.

General comments R1: This is a very careful and detailed state-of-the-art case study of the trophic history of a small Swiss lake (Burgäschisee) exclusively from the analysis of a single sediment core. The authors present an interesting data set that deserves, however, a more deepened discussion and a more complete and careful presentation. More than 50 years ago, lake managers hypothesized based on water column P mass balance considerations that hypolimnetic water withdrawal must result in a decreasing sediment P content. Apart from confirming this prediction, the MS – in its present state – contributes little to a better understanding of the benthic P cycling. Moreover, I have some reservations in terms of interpretation of in-lake processes and suggest some points to be revised. In fact, the interpretation of the data in the context of sediment diagenesis and processes in the water column (chapter 5.3. onwards) is not consistent. Some statements have no foundations in the results. The discussion contains several contradictions and, therefore, inaccurate conclusions. A wealth of data have been produced from this sediment core but little of it was used to interpret biogeochemical processes in the lake and its sediment. The effects of deep water syphoning starting 1977 is not considered appropriately for the interpretation of sediment profiles and biogeochemical lake processes. The manuscript could be significantly improved and made more attractive for a broader readership if the processes of P scavenging were better characterized (data permitting). The manuscript should be revised aiming to develop a straightforward concept easily explaining benthic P retention as a result of gross P sedimentation, redox dependent benthic transformation and inorganic P sequestration, transient periodic P accumulation in the hypolimnion and P export due to hypolimnetic water withdrawal. Specific points are discussed below.

General Response: Reviewer 1 (R1) raises several important questions that help sig-

BGD

Interactive  
comment

Printer-friendly version

Discussion paper



nificantly improve the manuscript (see specific comments and responses below). In a revised version, we will implement the following major modifications and emphasize the issues raised by R1: - We will frame our Introduction (and specify/reframe the motivation for your research) more towards the effects in the sediments found after hypolimnetic syphoning. We find it noteworthy (thanks to the suggestion by R1) that the sediments actually do show a positive result (and the one that has been predicted) after the remediation measures, whereas the effects found in the water body (e.g. productivity) remain mixed (BVE/GSA 2007: “30 Jahre Tiefenwasserableitung: Wie geht es dem Burgäschisee heute”). We will also include a discussion about similarities and differences with other lakes where hypolimnetic syphoning has been installed, limnological parameters were monitored in subsequent years (e.g. Lake Mauern, Gächter, 1976, a lake which is larger but shallower). This places our study in a larger context. - We place more emphasis on within-lake processes and the effect of water withdrawal (with regard to Fe and Mn removal from the lake system) to interpret our data from the sediments. - From comments by R1 and literature for Lake Mauern (Switzerland) and lake Burgäschli (our study, Switzerland) it appears that, in Lake Burgäschli, the most obvious improvement of lake remediation (here: syphoning) are actually found in the sediments (net P burial rates, P speciation and potential for the release of internal P loads) whereas relatively little effect is found in the lake itself. Confirming respective predictions (e.g. Gächter, 1976) with sediment data was precisely the reason and motivation for our study. In contrast to well-mixed shallow lakes, there are still very few studies available assessing P speciation and P speciation net burial rates in deep, seasonally or permanently anoxic lakes. Our study is, therefore, important and to some extent unique as we can assess the long-term effects (> 40 years) of lake remediation in a system where also very good limnological monitoring data are available. Accordingly, we modified and shaped the scope of our study (Introduction) to make the new contribution better visible. - Most of the ‘contradictions’ mentioned by R1 are due to imprecise language. Content-wise, we fully agree. We also point much better to the Supplementary Online Materials (for clarification).

Specific comments: 1. Lines 65/66: You might wish to replace the sentence “However, the long term influence. . . .” by the following information: Gächter (1976, Die Tiefenwasserableitung, ein Weg zur Sanierung von Seen. Schweiz. Z. Hydrol. 38: 1-28.) demonstrated that syphoning of hypolimnetic water affects the seasonal lake internal P cycling as follows: 1. P released from sediments during anoxia does not accumulate in the hypolimnion because it is efficiently exported out of the lake, and 2. hence, cannot re-precipitate and settle again to the sediment during spring overturn. 3. Consequently, hypolimnetic withdrawal must result in a phosphorus impoverishment of the sediment and 4. thus, – in the long term – very likely in a decreasing benthic P release during summer stagnation.

Response: Thank you for pointing to the study by Gächter (1976) in Lake Mauen. In the revised Introduction (revised manuscript), we will summarize the major results of this study (observations from the water body and inferences for the sediment P) for the points 1-4 (mentioned above). Yes, our data (long-term P speciation in sediments, the focus of our manuscript) fully support what has been predicted from limnological observations and mass balance calculations to occur in sediments (e.g. Gächter 1976). This is the most valuable contribution of our manuscript – again, we would like to point out that there are only a very few studies available from deep, seasonally or permanently anoxic eutrophic lakes documenting the long-term effect of hypolimnetic syphoning on P-species net burial rates in sediments (in contrast to studies of P-speciation in shallow holomictic lakes).

2. Line 165ff: For your further interpretation of the trophic state of the lake it is essential to document whether green pigments preserve well in the sediments over decades. To my knowledge, the chlorin index (Schubert et al., 2005, Geochem. Geophys. Geosys.6, 3) that traces chlorophyll and degradation products, increases quite fast downcore (indicating decomposition of chlorophylls).

Response: We have added more interpretation regarding eutrophication and pigment preservation (Line 186-188 in the revised manuscript, Section 3.3). The sediments in

[Printer-friendly version](#)[Discussion paper](#)

Lake Burgäschi are mostly laminated and organic-rich (Van Raden, 2012), and fully anoxic. In principle, pigments preserve well under such conditions (Reuss, 2005). A recent study on early diagenesis of pigments in laminated anoxic sediments (Rydberg et al., currently under review with JOPL; the sediments are comparable to those of L Burgäschi) suggests (i) that pigment diagenesis is restricted to the topmost sediment (few years) and (ii) that ‘unspecific’ hyperspectral techniques (similar to our technique) are most robust (much better than e.g. HPLC) to assess ‘original’ pigment concentrations, because all the pigment degradation products are also summarized. Similarly, our ‘green pigment’ index (RABD590-765) includes both chlorophylls and all diagenetic products (sum of all), and we do not look at the pigment ratios, ‘freshness’ or potential for degradation of chlorophylls (cf. Schubert et al., 2005) or Chlorophyll Preservation Index CPI. We add more references (using spectral indices as a proxy for paleo-productivity, e.g. from Lake Ponte Tresa, Southern Switzerland); we are confident that our pigment index does reflect paleoproductivity in Lake Burgäschi (qualitatively, as we use it, not overstating). Reuss, N., 2005. Sediment pigments as biomarkers of environmental change. DMU report.

3. Line 177: According to your extraction scheme, you determined five operationally defined P fractions (F1 to F4 and the total P). Which fraction represents the refractory organic P? Is it defined as  $TP - (F1+F2+F3+F4)$ ?

Response: Fraction 5 (F5) represents the refractory organic P. TP is the sum of the five fractions (F1-F5). We added the protocol in Fig. S3 (Supplementary Online Materials SOM). We clarify this in the text, see also Fig. S3.

4. Line 274: “Afterwards” is confusing, because sediment age decreases downwards. Suggestion: Replace “Afterwards” by “then, with decreasing age, they increase. . . .”

Response: Done, modified.

5. Line 280: I suggest to extend Fig. 5 by inserting a profile of the annual total P (TP) retention equaling TP content x MAR and to briefly describe its characteristics here.

[Printer-friendly version](#)[Discussion paper](#)

(see also comment to Lines 311 ff.). For the interpretation of sedimentary processes it might be helpful to present other parameters in amount per area per time (areal mass accumulation rate) as well.

Response: Thank you for this suggestion. Yes, we calculated and added the fluxes (i.e. Net burial rates;  $\mu\text{g cm}^{-2}\text{yr}^{-1}$ ) of all P fractions, TIC, TOC TP and sediment mass accumulation rates (MAR) of Core Burg17-C in Fig. S11 (Supplementary online materials). As MARs (calculated from the CRS 210Pb model) are quite constant, results do not change much except for the decreases of HCl-TP flux and Ref.-Po flux after 1978. This is interesting (added in the text).

6. Line 291: Unless it has been shown that “green pigments” behave absolutely refractory (i.e., that they do not degrade with increasing age after deposition), I doubt that it is save to interpret their profile uncritically as an indicator for the lake’s productivity at the time when the pigment was buried in the sediment.

Response: See our comment above. Yes, this is a very critical issue which we are aware of. Given existing literature, the sediment taphonomy of L Burgäschi is ideal for pigment preservation. Our record does not show a pronounced ‘tailing’ in the top 1-3 cm of the sediment which would indicate early diagenetic processes. As mentioned above, the spectral index of “green-pigments” includes all degradation products of chlorophylls. Pigments and their diagenetic products have shown to be a useful reliable proxy for past eutrophication if taphonomic conditions are suitable. We add more references, including Leavitt, P. R and Hodgson DA.: Sedimentary pigments. In: Smol JP, Birks HJB, Last WM (eds) Tracking environmental change using lake sediments, vol 3. Terrestrial, Algal, and Siliceous Indicators. Kluwer, Dordrecht, pp 295–325, 2002.

7. Line 292: Delete ‘with each other’.

Response: The correction has been made.

8. Lines 295 to 297: See comment to line 291.

[Printer-friendly version](#)[Discussion paper](#)

Response: See the responses to Comments #1 and #6.

9. Line 304 ff.: 1943 the lake water level and hence the water table level was artificially lowered by more than 2 m in order to create more crop land (see Guthruf et al, 1999). Discuss the possible effect of this measure on the nutrient load of the lake. It is surprising that this measure is not immediately visible in the sediment profiles and MARs. However, as sedimentation rates are different in the two cores analyzed (Figure 2c), the year 1943 can be located at 40 cm or at 50 cm sediment depth, which allows quite a range for indicators to look for.

Response: It is the CRS-2 model which is valid and places AD 1943 at ca 48 cm sediment depth. At this depth (above and below) none of the sediment proxies or elemental composition does show an anomaly or change. This is interesting indeed. As suggested, more discussion about the effects of lake-water level lowering in 1943 has been added in Line 334-337.

10. Lines 311 ff.: Fig. 4 provides semi quantitative information about the sediment content of the presented elements that should not be misinterpreted as their more informative annual net-deposition rates (gross deposition minus release). This information could be obtained for TIC and the various phosphorus species by simultaneous consideration of MAR (Fig. 2c) and the information on the corresponding sediment content (Fig. 5).

Response: As suggested, we have rewritten this part and more explanation has been given in Line 342-343 (revised manuscript). We have added a Figure with the fluxes for those proxies where this is possible (see above Fig. S11). Calculating fluxes is not possible for all elements measured with XRF on wet sediment (unit cps) because of changes on porosity, water contents among others. Again, MAR and sediment compo-nentry are relatively homogenous throughout the sediment core; thus, we do not expect major differences between concentrations (% or cps) and Flux that would change the interpretation.

[Printer-friendly version](#)

[Discussion paper](#)



11. Line 332-33: I would assume that Fe and Mn in the sediment have their source and continuous supply in the catchment. The pattern is caused by bottom water anoxia, sediment diagenetic processes, and physical mixing processes (given that the deposition of organic matter exceeds the critical threshold. Since laminated Fe/Mn patterns appear already before 1926 I assume that this threshold was exceeded already then, and bottom water anoxia was common during the stratified season?).

Response: Yes, bottom water anoxia in Lake Burgäschi was common during the stratified season, as the lake is quite deep (max. 31m) compared with its small surface 0.21 km<sup>2</sup>. We refer to van Raden (2012) who described the redox varves in Lake Burgäschi as a result of seasonal changes in redox conditions. Redox varves were present in this lake since prehistoric times. Added in the text.

12. Line 355ff: From the Fe/Mn pattern in the sediment one can conclude on the oxygen conditions in the hypolimnion, i.e. physical mixing. It is, however, difficult to conclude on primary productivity. PP attains a maximum (in terms of assimilated carbon) at relatively low phosphorus concentration and does not increase with P ad infinitum. The same is true for O<sub>2</sub> consumption in the hypolimnion, which reaches a maximum rate of 1.1 g O<sub>2</sub> m<sup>-2</sup>d<sup>-1</sup> for productive lakes. Moreover, the O<sub>2</sub> reservoir of a lake with a small hypolimnion volume as Burgäschisee is used up very quickly, and is thus naturally very sensitive to increasing primary production.

Response: Yes, this is correct and was not clear from the text (wording). We do not draw inferences from the Fe/Mn pattern on PP. The observation of increased PP comes from the pigment data. We precisely meant that oxygenation and the presence of Mn in redox varves is naturally very sensitive to increasing PP. We rephrased and added information from Section 5.1 to discuss lake primary productivity in Zone III (Line 386 revised manuscript).

13. Line 362: Replace “no” by “absent”.

Response: Done, modified.

[Printer-friendly version](#)[Discussion paper](#)



14. Line 373 ff.: According to the P extraction scheme, Ca-bound P would most likely dissolve as HCl-TP (provided that most of the HCl-TP is inorganic P). As the HCl-TP content does not systematically change within Zone IV but MAR decreases with decreasing sediment age, the presented data do not support the conclusion that a changing environment resulted in an increasing rate of benthic Ca-bound P burial. In fact, the annual deposition rate of Ca-bound P [amount per area per time] decreases. It is not comprehensible that P-coprecipitation with calcite predominates after 1977 “as an incidence of biologically driven precipitation : : : in highly productive lakes” because the lake was highly productive for decades. My guess is that this clear pattern in the sediment is an effect of the deep water syphoning that was installed at that time, which removed not only hypolimnetic P but also dissolved Fe and Mn, leaving calcite as the main sorbent for P? The installation of the syphoning facility and its effect on the biogeochemistry of the lake must be included in the discussion! It has affected lake processes fundamentally, and the new patterns can only be interpreted when the consequences of the syphoning are considered.

Response: Thank you for this important notion. Yes, as suggested, we calculated the annual net burial rate of all P fractions and TP in sediments, as shown in Fig. S11 (SOM) or see the Figure above in responses to Comments #5. In fact, this shows that Ca-TP fluxes slightly decrease between ca 1980 and the present. During this time, the Ca-TP fraction evolves to the dominant sedimentary P-fraction (relative to the other P fractions). We also refer to Gächter (1976) who pointed to the relationship between the Fe-P and the Fe-S cycle and discuss the other effects of deep water syphoning (removal of Fe and Mn ions). More interpretation and discussion about the effects of hypolimnetic water withdrawal on annual deposition rates of P fractions since 1977 have been added in Section 5.3.

15. Line 382ff: Replace “covering” by “uncovering” The first sentence is too general as it refers to the whole core. At least in zone IV it is obvious that P retention is mainly due to biogenic calcite formation.

[Printer-friendly version](#)[Discussion paper](#)

Response: Yes, we agree that after 1977, P retention in sediments is mainly due to biogenic calcite formation. This is different from TP in the entire sediment profile which has – prior to hypolimnetic syphoning - a close relationship with autochthonous Fe (Fe/Ti), Mn and hypolimnetic oxygenation (proxy Fe/Mn ratios), as suggested by the results of the RDA analysis. We rephrase the second and third paragraphs in Sect.5.3, and distinguish between Zone IV and the rest (Line 419-423).

16. Line 383: The Fe/Ti ratio indicates allochthonous Fe, not autochthonous? In fact, all Fe and Mn originates from the catchment, and the formation of Fe(II) and Mn(II) is a sediment diagenetic process leading to co-precipitation of P during mixing with oxygenated water masses.

Response: Yes, we agree that all Fe and Mn in sediments originate from the catchments, but in different forms (lithogenic or dissolved in the water). The Fe/Ti ratio represents in fact both, the allochthonous or autochthonous (endogenic and authigenic) Fe sources: assuming that Fe/Ti in lithogenic material is constant, excess Fe/Ti represents the redox-sensitive autochthonous fraction which is relevant for P precipitation (Zarczynski et al., 2019). This is clarified in the revised text. *Żarczyński, M., Wacnik, A. and Tylmann, W.: Tracing lake mixing and oxygenation regime using the Fe/Mn ratio 648 in varved sediments: 2000 year-long record of human-induced changes from Lake Zabinskie (NE Poland), Sci.Total Environ., 657, 585-596, 2019.*

17. Line 383-387: Here you assume that all sediment-P is bound to Fe (III) and Mn (IV) phases. However, at least in zone III, there was a high amount of NaOH-P in addition to NaBD-P indicating that a substantial amount of P was not bound to reducible Fe(III) phases. What is the binding form here? Could it possibly (partly) consist of precipitates of Fe(II)-phosphate or similar? Do you have geochemical indicators to separate Fe(II) from Fe(III) in the sediment?

Response: a) We acknowledge that this is important but, unfortunately, we do not have information about the binding form. We also expect diagenetic effects, maybe even

[Printer-friendly version](#)[Discussion paper](#)

bacterially mediated. b) NaOH-P includes Al/Fe oxyhydroxides bound P which might partly contain Fe (II)-P but we do not have geochemical indicators to separate Fe (II) from Fe (III).

18. Line 387-388: “ when the hypolimnion had better oxic conditions: : :”. What is the base for this assumption? The lakes bottom water during stratification was anoxic already before 1926 (Mn-Fe rich laminations, Figure 3) and productivity even increased afterwards (paragraph line 304, paragraph line 311, paragraph line 346 (‘stable anoxic hypolimnetic waters’ in zone II), etc.).

Response: Yes, this was not clear, we meant seasonal anoxia. We changed the sentence into “. . . . .better seasonal oxygenation than in Zone II and IV (see Sect. 5.2)”. This is based on the presence of redox varves in Zone III.

19. Line 393: contradiction: ‘Mn and Fe oxyhydroxides’ are not ‘reduced P-bearing solid phases’.

Response: Yes, this was misleading. We have changed it into “Mn and Fe minerals”.

20. Line 394: What are ‘more anoxic conditions’? Conditions are either oxic or anoxic.

Response: We remove “more”.

21. Line 394-395: The effect of hypolimnetic syphoning must be taken into consideration here.

Response: Yes, see our comments above. We have considered and added the effects of the hypolimnetic syphoning restoration also in this context.

22. Line 397-399: ‘ . . . .reduced Mn and Fe preservation suggests. . . .’ Do you suggest that Fe and Mn in zone IV are reduced phases? Why not in other zones? Are there indications that Fe and Mn are present as Fe(II) and Mn(II)?

Response: We apologize for the confusion. We did not mean that “Fe and Mn in zone IV are reduced phases”. We have replaced “reduced” by “decreased” to clarify that the

[Printer-friendly version](#)[Discussion paper](#)

preservation of Fe and Mn in sediments of Zone IV declined.

23. Line 402: ‘. . . .decreased P retention was observed’. This reads as if the retention capacity had decreased (and maybe it has, due to much lower concentrations of Fe and Mn). But I assume you mean that the mass accumulation rate of P in the sediment has decreased?

Response: yes, this was meant. We have changed the sentence to be more clear (Line 446-447).

24. Line 404: change to: “ were of autochthonous origin”. I do not understand why this is stated. HCl-P might be mainly P scavenged by biogenic calcite precipitation (autochthonous), but what kind of material is the refractory P? By which processes could this be produced?

Response: We have added more context: “. . .as indicated by absent positive correlations between the two fractions and detrital elements such as Ti, K and Al (Fig. 7)” in Line 451-452 to clarify the statement. Refractory P comes mostly from ashing (550°C) of organic matter and, potentially in traces, also from fluorapatite in molasses bedrock of Lake Burgäschi.

25. Line 406: ‘Interestingly: : :’. My guess is that syphoning had an immediate effect on the concentration of TP in the lake. Monitoring data of the water column (unfortunately not shown in your paper) demonstrate a drop of TP during winter mixing from 125 mgP/m<sup>3</sup> (1975) to <50 mgP/m<sup>3</sup> (1987) (with no data in between). Therefore it is plausible that the P deposition rate decreased steeply.

Response: We have rewritten this part and discussed the effect of hypolimnetic withdrawal on Ca-P annual deposition rates. We also have shown hypolimnetic TP monitoring data from 1977 to 2009 in the synthesis figure (i.e. Fig. S10) showing the rapid decrease as the result of hypolimnetic withdrawal.

26. Line 407: ‘. . . . . the lake in zone IV had higher eutrophic levels. . . . .(than in

[Printer-friendly version](#)

[Discussion paper](#)



zone III)'. What parameters do you use to characterize trophic state? Certainly not TP, because TP concentrations have decreased 'by a factor of 5-6 since 1978' (line 400).

Response: "Higher eutrophic levels in Zone IV" was inferred from the interpretation of "green-pigments" index data, and also from the previous studies (see the last paragraph of Section 5.1). We clarified this in the text.

27. Line 414: in this context: As TP concentrations have decreased due to syphoning – why should 'the enhanced retention of Ref-P be derived from increased algal refractory organic matter'? I assume that if you calculate the deposition rate of Ref-P (multiplication with MAR) you would see that it has not changed significantly in recent years – (maybe indicating that it is of allochthonous origin?). In addition, an increasing concentration of any solid organic component towards the sediment surface (younger sediment) may be partly due to still ongoing metabolic processes and thus does not per se indicate an increasing sedimentation rate during more recent years.

Response: Yes, you are right, thank you for this comment. The flux rates revealed a generally weakly decreasing trend of Ref.-Po fraction in recent decades (Figure S10; Supplementary online materials). This goes hand in hand with a decrease in TOC fluxes suggesting a negative trend in aquatic primary productivity. More discussion, as suggested, has been added in the second-last paragraph of Section 5.3.

28. Line 417-423: First, the authors do not state any quantitative information on observed water quality parameters. Second, I would speculate that the lake's trophic state did not respond to the hypolimnetic withdrawal because before syphoning P, Fe(II) and Mn(II) released from the sediment accumulated transiently only in the hypolimnion and re-precipitated when Fe(II) and Mn (II) came into contact with O<sub>2</sub> without affecting the P load to the trophogenic layer and, hence, primary production. After hypolimnetic withdrawal went into operation, the released P, Fe(II) and Mn(II) are exported, thus, do no longer precipitate and consequently the sediment depletes in P. TP concentrations after winter mixing decreased in subsequent years from 125 mgP/m<sup>3</sup> to ~25 mgP/m<sup>3</sup>,

[Printer-friendly version](#)[Discussion paper](#)

i.e., the lake was still fully productive. As less Fe and Mn is available to bind P in the sediment since the onset of deep water syphoning, the majority of P ending up in the sediment was scavenged by biogenic calcite precipitation. Briefly, the trophic state of Lake Burgäschi with its high flushing rate (0.7 yr<sup>-1</sup>) is not strongly affected by the hypolimnetic withdrawal, because in this relatively deep lake, primary production depends primarily on the lake's external but hardly on its internal P-loading. In brief, phytoplankton in the epilimnion "does not care" about hypolimnetic P concentrations.

Response: Yes, limnological data is shown in Suppl. Fig. S10 as mentioned above. Thank you for this comment, which is a very good point for the interpretation, and an important point for discussion in contrast to Lake Mauen (Gächter, 1976) which is larger and shallower. We have added more context and discussion in Line 483-486.

29. Line 421: Nitrogen limitation: According to the chemical monitoring data of the water column in the years 2000-2010 concentrations of nitrate were always 0.6 – 3 mgN/L or higher in the trophic zone in September. This excludes nitrogen limitation.

Response: Agreed. We have removed "nitrogen limitation" from the possible factors.

30. Line 428: This remark insinuates that before 1977 the hypolimnion was partly oxidic. This contradicts the observation of laminated Fe/Mn patterns in the sediment even in zone I. In line 347 you interpret Fe/Mn patterns in zone II "as the results of stable anoxic hypolimnetic waters".

Response: We have changed the text in the Conclusions. Although here we have to clarify that "Persistent anoxic conditions in the hypolimnion after ~1977" is unrelated to the question "whether or not, before 1977, the hypolimnion was partly oxidic" (which was seasonally the case).

31. Line 431: It is obviously too general and imprecise that 'the dominant factor controlling P in the sediments. . . . . was found to be autochthonous Fe and Mn content in anoxic sediments. . . .' because on line 437 it is stated that ':. . . Ca-P fraction pre-

[Printer-friendly version](#)[Discussion paper](#)

dominated in surface sediments after 1977’.

Response: Yes, this is true, we need to differentiate between the zones. The correction has been made to clarify that “only before 1977, P retention in sediments was mainly controlled by autochthonous Fe and Mn content in anoxic sediments”. After 1977, hypolimnetic withdrawal restoration played a role in P retention in sediments.

32. Line 432: Why do you claim that the benthic Fe and Mn was of autochthonous origin? What exactly do you mean?

Response: Autochthonous origin of Fe and Mn means that Fe and Mn preserved in sediments is mainly controlled by redox and diagenetic processes (i.e. in-lake processes) rather than by clastic inputs. That is why we call it “autochthonous”. The sentence is clarified.

33. Line 436-439: Why do you think that hypolimnetic water syphoning can lower the lake’s external P loading? This conclusion is not supported by any data.

Response: Yes, this is not what we meant. We have corrected the sentence and removed the “external P loading”.

34. Line 440: Already discussed above. This is a matter of the algae-available P-load and how much of it can be removed from the lake. Due to the short water residence time, a large fraction of the algae-available P effective in primary production enters the epilimnion of the lake during the stratified period and is not affected by the deep water syphoning. Since the load from the catchment was not at all affected by the installation of the syphon, there is no reason to assume that the P load available for production (i.e. the TP present in the trophic zone after winter turnover plus the load of algae-available P flushed into the lake during the productive period) has significantly decreased to affect primary production. Nitrogen limitation can be excluded, and the effect of global warming might affect the duration of the stratification time but certainly does not significantly increase productivity in Burgäschisee.

[Printer-friendly version](#)

[Discussion paper](#)



Response: Agreed, absolutely. Maybe the argument was confusing, but we did not mean that syphoning would decrease external P loads. We fully agree. This is the reason why it is very important to assess sediment P (fluxes and speciation) in order to evaluate the effect of remediation (in this case hypolimnetic syphoning). We have added more context in the Conclusions to reinforce this implication; moreover and accordingly, we rephrased the Research Questions and Motivation in the Introduction to clarify why it is important to look into sediments.

35. Line 443-444: I fully agree here!

Please also note the supplement to this comment:

<https://www.biogeosciences-discuss.net/bg-2019-389/bg-2019-389-AC1-supplement.pdf>

---

Interactive comment on Biogeosciences Discuss., <https://doi.org/10.5194/bg-2019-389>, 2019.

Printer-friendly version

Discussion paper





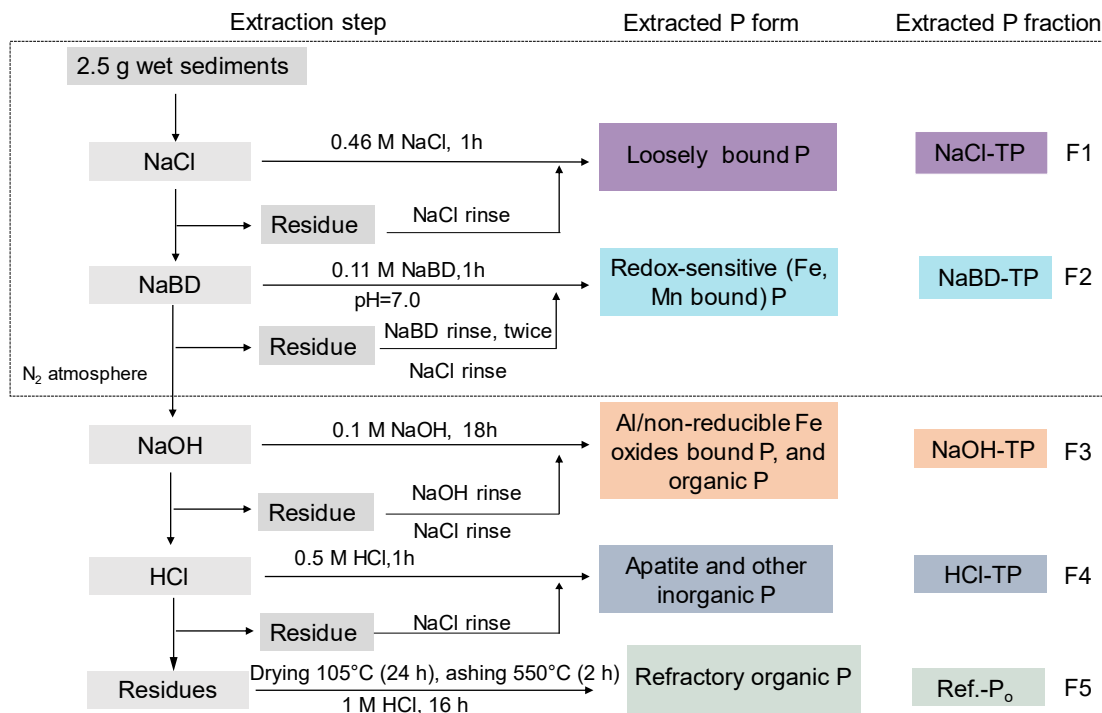


Fig. 1.

Printer-friendly version

Discussion paper



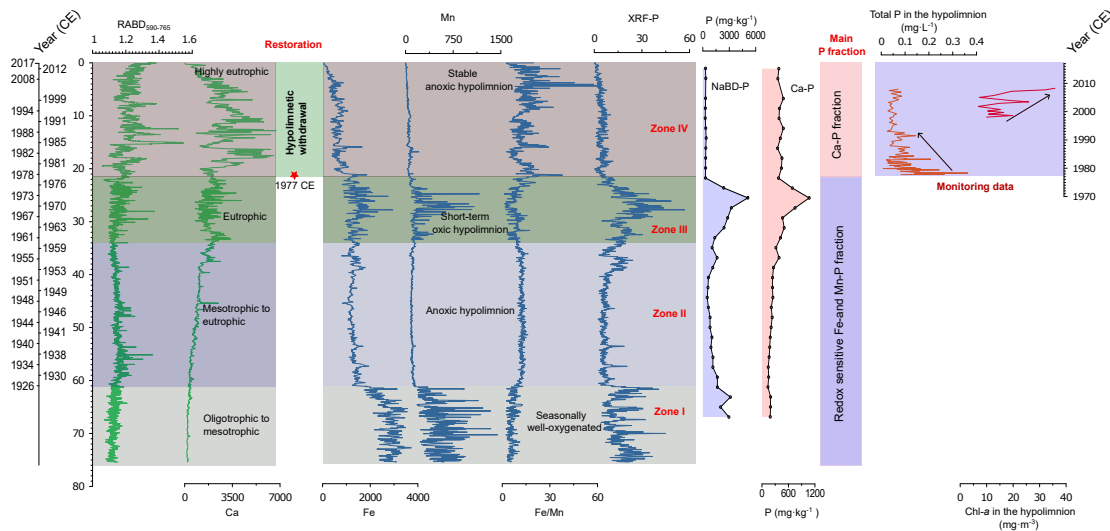


Fig. 2.

Printer-friendly version

Discussion paper



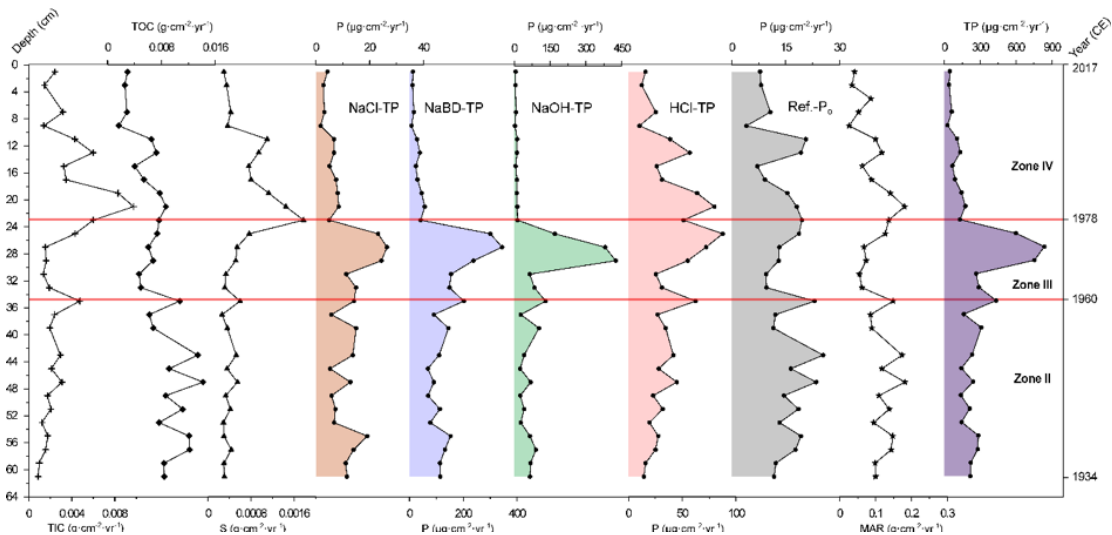


Fig. 3.

Printer-friendly version

Discussion paper

