

Vertical mobility of pyrogenic organic matter in soils: A column experiment

Marcus Schiedung¹, Severin-Luca Bellè¹, Gabriel Sigmund², Karsten Kalbitz³ and Samuel Abiven^{1,4,5}

¹Department of Geography, University of Zurich, Winterthurerstrasse 190, 8057 Zurich, Switzerland

5 ²Department of Environmental Geosciences, University of Vienna, Althanstrasse 14 UZA II, 1090 Vienna, Austria

³Institute of Soil Science and Site Ecology, Technische Universität Dresden, Piennner Straße 19, 01737 Tharandt, Germany

⁴Département de Géosciences, École Normale Supérieure, Rue Lhomond 24, 75005 Paris, France

⁵CEREEP-Ecotron IDeFrance, Chemin de busseau 11, 77140 St-Pierre-lès-Nemours, France

Correspondence to: Samuel Abiven (abiven@biotite.ens.fr)

10 **Abstract** Pyrogenic organic matter (PyOM) is a major and persistent component of soil organic matter but its mobility and cycling in soils is largely unknown. We conducted a column experiment with a topsoil and subsoil of a sand and a sandy loam to study the mobility of highly ¹³C labelled ryegrass PyOM (>2.8 at%), applied as a layer on a 7 cm long soil column, under saturated conditions. Further, we used fresh and oxidized PyOM (accelerated aging with H₂O₂) to identify changes in its migration through the soil with aging and associated surface oxidation. Due to the isotopic signature, we were able to trace the
15 PyOM carbon (PyOM-C) in the soil columns, including density fractions, its effect on native soil organic carbon (nSOC) and its total export in percolates sequentially sampled after 1,000-18,000 l m⁻². In total, 4-11 % of the added PyOM-C was mobilized and <1 % leached from the columns. The majority of PyOM-C was mobilized with the first flush of 1,000 l m⁻² (51-84 % of exported PyOM-C), but its export was on-going for the sandy soil and the loamy subsoil. Oxidized PyOM showed a 2-7 times higher mobility than fresh PyOM. In addition, twofold higher quantities of oxidized PyOM-C were leached from the
20 sandy soil compared to the loamy soil. Besides the higher mobility of oxidized PyOM, its retention in both soils increased due to an increased reactivity of the oxidized PyOM surfaces and enhanced the interaction with the soil mineral phase. Density fractionation of the upper 0-2.3 cm, below the PyOM application layer, revealed that up to 40 % of the migrated PyOM was associated to the mineral phase in the loamy soil, highlighting the importance of mineral interaction for the long-term fate of PyOM in soils. The nSOC export from the sandy soil significantly increased by 48-270 % with addition of PyOM compared
25 to the control while no effect was found for the loamy soil after the whole percolation. Due to its high sorption affinity towards the soil mineral phase, PyOM can mobilize mineral-associated soil organic matter in coarse textured soils, where organo-mineral interactions are limited, while finer textured soils have the ability to re-adsorb the mobilized soil organic matter. Our results show, that the vertical mobility of PyOM in soils is limited to a small fraction. Aging (oxidation) increases this fraction but also increases the PyOM surface reactivity and thus its long-term retention in soils. Moreover, the migration of PyOM
30 affects the cycling of nSOC in coarse soils and thus influences the carbon cycle of fire affected soils.

1 Introduction

Pyrogenic organic matter (PyOM) is a product of artificial (biochar) or wildfire induced incomplete combustion. It is one of the oldest terrestrial organic carbon (C) pools with residence times on the order of 10,000 years and an annual global production from wildfires of 196-349 Tg C (Coppola et al., 2018; Jones et al., 2019; Masiello and Druffel, 1998). After a wildfire, around 12-27 % of the initially burned biomass can remain as PyOM on the site of burning (Santín et al., 2015). It can directly enter the soils or can be transported laterally via mass transport prior to incorporation. Mass transport of PyOM mainly occurs during the first rain event after a fire, resulting in a translocation and re-deposition within the landscape and eventually in a PyOM burial at depositional sites (Abney et al., 2019; Cotrufo et al., 2016; Rumpel et al., 2015). In addition to this natural wildfire derived PyOM, artificially produced biochar is used as agricultural soil amendment to improve soil properties and is recognized as a C sequestration strategy to mitigate climate change (Lehmann, 2007).

Between the continuum of terrestrial and aquatic ecosystems, PyOM is continuously exported from soils to rivers with less seasonality compared to non-fire-derived soil organic matter (Dittmar et al., 2012a; Hockaday et al., 2007; Wagner et al., 2018). Globally, dissolved PyOM contributes to 0.1-15 % of the total riverine and marine dissolved organic carbon (DOC) pool (Coppola and Druffel, 2016; Jones et al., 2020). Furthermore, the quantity of dissolved PyOM in rivers was found to be decoupled from the fire history of the watershed (Ding et al., 2013; Santos et al., 2017), which indicates that soils are an important intermediate storage for PyOM in the terrestrial system prior to its export to aquatic ecosystems (Abiven and Santín, 2019; Bird et al., 2015; Santín et al., 2016).

In soils, PyOM contributes globally to 14 % (0-60 %) of the total soil organic carbon (SOC) which makes it to one of the main components of organic matter (OM) in soils (Reisser et al., 2016). Pyrogenic organic matter is found with residence times in soils of several centuries to millennia, which is much more than the average age of SOC and is mainly attributed to its condense and aromatic composition and thus increased stability against degradation (Kuzyakov et al., 2014; Santos et al., 2012; Schmidt et al., 2011; Singh et al., 2012). Within the soil profile, PyOM contents can increase with depth indicating that vertical transport determines its long-term fate in soils and terrestrial ecosystems (Hobley, 2019; Soucémariadin et al., 2019).

Pyrogenic organic matter and non-fire-derived OM differ in biological (e.g. degradability) and physical and chemical interactions in soils (Bird et al., 2015; Pingree and DeLuca, 2017). Pyrolysis affects the chemical and physical properties of the feedstock organic matter which results in a high porosity and larger surface areas depending on the fuel biomass, duration and production temperature (Hammes and Abiven, 2013; Lehmann et al., 2015; Preston and Schmidt, 2006). The feedstock is one of the major precursors and PyOM derived from grass, for example, is reported with smaller and lighter particles compared to wood derived PyOM (Saiz et al., 2018). The chemical composition, physical properties and the particle size control the mobility in soils and the interactions of PyOM with the soil mineral phase which further depend on soil properties such as texture, pH and Fe/Al-(hydr-)oxides content (Hobley, 2019; Pignatello et al., 2015). In addition, PyOM is interacting with non-fire-derived OM and influences its mobility by direct sorption and stabilization on PyOM surfaces (Jiang et al., 2019; Mukherjee and Zimmerman, 2013). However, due to its high molecular weight (rich in aromatic compounds), PyOM has a

strong sorption affinity to the soil mineral phase (Kaiser and Guggenberger, 2000). This can result in a mobilization of non-
65 fire-derived and less adsorbing OM that is already adsorbed on the soil mineral surfaces (Jiang et al., 2016; Oren and Chefetz,
2012; Zhang et al., 2017).

Biotic and abiotic oxidation alter the surface reactivity of PyOM by increasing the abundance of oxygen and hydrogen
containing functional groups (e.g. carboxylic groups) and thus influencing its properties over time and with aging. Aging of
PyOM is reported to enhance its water solubility and thus its mobility in soils with vertical percolation (Abiven et al., 2011;
70 Wagner et al., 2017). However, only a small fraction of the total PyOM (<1 %) was found to be solubilized and transported in
soils (Abiven et al., 2011; Maestrini et al., 2014; Major et al., 2010). In addition, it is reported that PyOM found in fire effected
watersheds underwent aging processes in soil prior to its export from the soils to the riverine system (Hockaday et al., 2006). The
quantities and drivers controlling the vertical PyOM mobility in dissolved or particulate form in soils, its effect on non-fire
derived SOC during its migration and the influence of aging are not well understood so far. This is limiting our understanding
75 of the fate of PyOM in the terrestrial C cycle.

In this study, we assessed the vertical PyOM mobility by conducting saturated soil column experiments (7 cm length) with
flow interruption. To trace mobilized PyOM, we applied highly ¹³C labelled (>2.8 at% in excess) ryegrass PyOM-carbon
(PyOM-C) on a topsoil and subsoil of a sand and sandy loam and determined the effect of soil properties on the PyOM mobility.
Moreover, we compared the vertical mobility of fresh and oxidized PyOM (accelerated aging with H₂O₂) to identify changes
80 in its mobility with aging and associated surface oxidation. Using highly ¹³C labelled ryegrass PyOM under these controlled
conditions allowed us, on the one hand, to trace even small proportions of mobilized PyOM-C in soils and potentially exported
to aquatic ecosystems, and on the other hand, to detect changes in the native soil organic carbon (nSOC) mobility. We
hypothesized that, (i) PyOM is continuously exported from the soil but its rate decreases over time, (ii) a higher degree of
oxidation (aging) increases the mobility of PyOM through soils, (iii) PyOM can be retained in soils during its migration and
85 (iv) PyOM migration through the soil influences the nSOC mobility.

2 Materials and methods

2.1 Soils

Topsoils (0-10 cm) and subsoils (40-60 cm) of a sand and a sandy loam, hereafter sandy and loamy soil, were used
to obtain a range of texture and SOC contents between 2.64-21.91 g C kg⁻¹ (Table 1). The sandy soil was sampled from an
90 entic podzol near Gifhorn (55°22'44.0''N; 10°25'22.5''), Germany, under pine forest (*Pinus sylvestris*). The loamy soil was
sampled from a haplic luvisol east of Eiken (47°32'33.5''N; 8°00'31.5''E), Switzerland, under mixed forest dominated by
beech (*Fagus sylvatica*). Both sites are similar in terms of mean annual temperature (sandy soil=8.8°C and loamy soil=10.0°C)
and mean annual precipitation (sandy soil=620 mm and loamy soil=780 mm). All soil samples were dried at 40°C over night
and sieved to <2 mm.

95 The pH was lower in the sandy topsoil (3.4 ± 0.1) compared to the loamy topsoil (5.3 ± 0.1) but similar in both
subsoils with 4.1 ± 0.1 and 4.0 ± 0.1 , respectively. Oxalate extractable amorphous Fe and Al (hydr)oxides (Fe(o) and Al(o))
contents were higher in the loamy soil compared to the sandy soil (Table 1). The soils further differed in the SOC distribution
between free particulate organic matter (fPOM) and mineral associated organic matter (MAOM) obtained by density
fractionation (see Sect. 2.4 for procedure). The MAOM fraction contained 82.8 ± 0.2 % and 85.7 ± 1.0 % of the SOC in the
100 loamy topsoil and subsoil, respectively. The sandy topsoil contained 73.2 ± 0.6 % of the SOC as fPOM. In the sandy subsoil,
the fPOM contributed to 41.1 ± 0.8 % of the SOC.

2.2 ^{13}C labelled pyrogenic organic matter

Highly ^{13}C labelled ryegrass (*Lolium Perenne* L.) was produced in the multi-isotope controlled environment facility
at the University of Zurich (Studer et al., 2017). The ryegrass was oven dried at 40°C and pyrolyzed at 450°C for 4 h under N_2
105 atmosphere (Hammes et al., 2006). Three independent growing batches of the initial ryegrass were pyrolyzed separately which were
used in our experiment as a proxy for PyOM (Table 2). Artificially altered PyOM was produced by chemical and heat accelerated
oxidation presented by Cross and Sohi (2013); in brief, 1 g of C was oxidized with 0.1 mol of H_2O_2 at 80°C for two days. The samples
were gently shaken five to seven times a day to ensure a homogeneous reaction. The samples were dried at 105°C over night. The
oxidation was conducted in glass test tubes (20 cm length and 2.5 cm diameter) with 1 g of PyOM using a 5 % H_2O_2 solution.
110 These test tubes ensured a continuous exposure of PyOM to the oxidant. The oxidized PyOM from five test tubes was
homogenized and stored in a desiccator.

Mid-infrared spectra at wave lengths from $4000\text{-}400\text{ cm}^{-1}$ were recorded (average of 64 scans per sample at 4 cm^{-1}
resolution) by using diffuse reflectance infrared Fourier-transformed (DRIFT) spectroscopy (TENSOR 27 spectrophotometer,
Bruker, Fällanden, Switzerland). Figure 1 shows the differences in the spectra of oxidized and fresh PyOM for the three PyOM
115 batches, indicating an overall increase of O- and H-containing functional groups after the PyOM oxidation (increases of
absorbance at A, C, E and G; Chatterjee et al., 2012; Keiluweit et al., 2010; Wood, 1988), loss of aliphatic compounds (decrease
of absorbance at B and H; Chatterjee et al., 2012; Keiluweit et al., 2010), a shift in aromaticity (increase at C and decrease at
D) and decarbonation (decreases at D and H; Rechberger et al., 2017), see Fig S2 for all spectra.

The three batches of ryegrass PyOM varied in C content, $\delta^{13}\text{C}$, O:C, H:C ratios and DRIFT spectra (particularly batch
120 3). This can be attributed to growing differences even under similar and controlled conditions. To take into account the
variability, all calculations are based on the individual C and $\delta^{13}\text{C}$ values (Table 2).

2.3 Soil column set up and percolation

Columns of 11 cm length and 2.5 cm diameter were loaded with 49.0-57.5 g of soil to reach a bulk density of
 $1.4 \pm 0.1\text{ g cm}^{-3}$. The columns were loaded (from bottom to top) with 1.5 cm of decarbonized and combusted quartz sand, 7 cm
125 soil, 1 cm of a soil-PyOM mixture and 1 cm quartz sand. The soil-PyOM mixture contained 0.5 g of PyOM and 4.5 g of soil
for each column, which is equivalent to 11 t PyOM ha^{-1} input on the soil surface. Control columns without addition of PyOM

were packed with 8 cm of soil. For each soil, four replicates with addition of fresh and oxidized PyOM and controls were used. The columns were packed dry and saturated from the bottom using a 0.01 M CaCl₂ solution with a flow of 0.1-0.2 ml min⁻¹. The percolation was conducted with 0.01 M CaCl₂ from the top using Mariott's bottles for a constant pressure head and an
130 adjusted flow of 2 ml min⁻¹. In total, 8,640 ml (on average 590 ± 7 soil pore volumes) were percolated through each column over five days. Subsamples of 200 ml were sequentially sampled after a percolation of 480, 1,440, 3,840, 6,240 and 8,640 ml. This is equivalent to 1,000, 3,000, 8,000, 13,000 and 18,000 l m⁻². The percolation was stopped for 3-5 h (flow interruption) during the sampling, but the columns were continuously saturated. The experiment was conducted at room temperature and the columns were protected from light to avoid photo-degradation. The percolated samples were not filtered to reduce the risk
135 of sample cross-contamination or losses. Therefore, the percolates contained the total mobile fraction of PyOM and nSOC including colloidal and dissolved forms.

2.4 Soils and percolate sample preparation and analyses

Amorphous Fe(o) and Al(o) were extracted by oxalate extraction according to McKeague et al. (1971) and measured using atomic absorption spectroscopy (ContraAA 700, Analytik Jena, Jena, Germany). Soil texture was determined after
140 oxidizing the organic material with H₂O₂, after which samples were wet sieved <63 mm and the silt/clay fraction further quantified by a Sedimat 4-12 (UGT, Müncheberg, Germany).

At each sequential sampling time, the pH and EC of the percolates was measured (914 pH/Conductometer, Metrohm, Herisau, Switzerland). The pH and EC of bulk soils was measured using a soil-solution ratio of 1:2.5 in a 0.01 M CaCl₂ solution after shaking and settling for one hour.

145 The percolate samples were stored at 4°C for a maximum of three weeks. If longer storage was required, the samples were stored frozen. All liquid samples were freeze dried and weighed prior to further analysis.

The soil columns were sampled after drainage from the bottom to the top to avoid any cross-contamination with labelled material from soil-PyOM layer. Three soil layers of 2.3 cm below the soil-PyOM layer were sampled and dried at 40°C over night, corresponding to 0-2.3, 2.3-4.6 and 4.6-7.0 cm depth layers.

150 Density fractionation was conducted with 5 g of the first 0-2.3 cm below the soil-PyOM layer and bulk soil samples. A sodium polygunstate (SPT) solution adjusted to a density of 1.8 g cm⁻³, as recommended by Lavallee et al. (2019), was used to separate the fPOM after shaking and settling for one hour. The floating fPOM was decanted after centrifugation (30 min at 4000 rpm) and vacuum filtered using a glass fiber filter (<0.7 µm). The fPOM on the filter was rinsed with deionized water to remove SPT. The remaining heavier MAOM was rinsed with deionized water and centrifuged for three times to remove SPT.
155 No further fractions were acquired and the commonly used ultrasonification, to separate occluded particulate organic matter, was avoided to reduce the risk of physical breakdown of PyOM particles and potential shift between density fractions. All samples were dried at 40°C over night.

Soil and density fraction samples were milled for further measurement. If the sample mass of the fPOM fraction was too little, the samples were ground manually with a mortar and pestle to reduce a potential loss of sample material. The freeze-

160 dried percolate samples were homogenized by manual grinding. Bulk soil and bulk PyOM samples were dried at 40°C over
night and milled. The total C and $\delta^{13}\text{C}$, relative to the international Vienna Pee Dee Belemnite (VPDB) standard, of all solid
samples were measured using a dry combustion module cavity ring-down spectroscopy system (Picarro, Santa Clara, USA).
Since our soils were carbonate free (pH<6), the total organic C (TOC) was equal to the measured total C. To obtain O:C and
H:C ratios of the PyOM, C and H were measured by dry combustion and O by high-temperature pyrolysis (TruSpec Macro
165 Analyzer, Leco, Saint Joseph, USA).

2.5 Hydraulic properties of soil columns

Following the percolation experiment, breakthrough curves (BTC) were conducted in order to evaluate similar
hydraulic properties and flow conditions. Afterwards the soils were sampled as described above (section 2.4). The BTC were
performed using a NaCl (1 g l⁻¹) solution as an inert tracer. The tracer solution was added for 25 minutes with a constant
170 pressure head allowing an average flow of 1 ml min⁻¹. Afterwards, the percolation was continued with 0.01 M CaCl₂ for further
47 minutes. The EC of the percolated solution was measured in 12 fractions each sampled after six minutes (see Fig. S2 for all
BTCs). The percolated volume was added to the last percolate fraction.

The convective velocity v [cm min⁻¹] and the diffusion coefficient D [cm² min⁻¹] were estimated by using
STANMOD (Version 2.08.1130; Šimůnek *et al.*, 2003) to solve the deterministic equilibrium convection-diffusion equation.
175 Due to high flow rates under saturated conditions, it can be assumed that diffusion of the tracer within the soil was negligible
and the dispersivity λ [cm] was calculated as the quotient of the D and v (Vanderborght and Vereecken, 2007). No significant
differences of dispersivity were found between the columns of the same soil: 0.29 ± 0.04 cm for the loamy topsoil,
 0.19 ± 0.04 cm for the loamy subsoil, 0.13 ± 0.01 cm for the sandy topsoil and 0.14 ± 0.02 cm for the sandy subsoil (see
Table S1 for all values). Therefore, the packing and the addition of the soil-PyOM layer did not lead to any significant trend
180 for changes in the hydraulic properties of the columns and thus hydraulic parameter were excluded as further explanatory
variables in this experiment.

2.6 Calculations and statistics

The recovery of ¹³C derived from the labelled PyOM was calculated with the atomic ¹³C fractions following the
recommendations presented by Coplen (2011). The measured $\delta^{13}\text{C}$ values were used to calculate the isotope-amount ratios
185 $R(^{13}\text{C}/^{12}\text{C})_{\text{sample}}$ of each sample, using an isotope-amount ratio of 0.01118 for the VPDB standard. The atomic fraction of
each sample $x(^{13}\text{C})_{\text{sample}}$ was calculated following Eq. (1):

$$x(^{13}\text{C})_{\text{sample}} = \frac{R(^{13}\text{C}/^{12}\text{C})_{\text{sample}}}{1 - R(^{13}\text{C}/^{12}\text{C})_{\text{sample}}} \quad (1)$$

The excess isotope-amount fraction of each sample $xE(^{13}\text{C})_{\text{sample}}$ was calculated following Eq. (2):

$$xE(^{13}\text{C})_{\text{sample}} = x(^{13}\text{C})_{\text{sample}} - x(^{13}\text{C})_{\text{control}} \quad (2)$$

190 where $x(^{13}\text{C})_{control}$ is the atomic ^{13}C fraction of the corresponding soil. Here, the mean of the control columns was used to calculate the excess isotope-amount fraction of the individual soil column depth after the percolation. The mean atomic ^{13}C fraction of all controls of the first percolate (1,000 l m⁻²) was used to calculate the excess isotope-amount fraction of percolates from soil columns with addition of PyOM. The first percolates were observed to provide the most stable values for the atomic ^{13}C fraction of the control due to higher C contents compared to later percolates with less total C. The recovery of ^{13}C in [mg] 195 was calculated following Eq. (3):

$$m_{recovery^{13}\text{C}} = \frac{xE(^{13}\text{C})_{sample}}{xE(^{13}\text{C})_{soil-PyOM}} \times m_{sample} \quad (3)$$

where $xE(^{13}\text{C})_{soil-PyOM}$ is the excess isotope-amount fraction of the corresponding soil-PyOM mixture and m_{sample} is the total mass of C measured in the sample in [mg]. This recovery calculation allowed to distinguish between three separate C pools: (1) TOC, (2) the labelled PyOM-C and (3) nSOC. On average, the total recovery of TOC in the soil and percolates was 200 $91.6 \pm 1.0 \%$ and $91.4 \pm 2.7 \%$ of added PyOM-C. The recoveries were normalized to 100 % for further comparison.

Significant differences in PyOM-C between fresh and oxidized PyOM treatments were tested with a t-test. To test significant differences of nSOC in soils and percolates between controls and treatments with addition of PyOM, analysis of variance (ANOVA) was applied and p-values were computed with the post-hoc Tukey's 'Honest Significance Difference' of means method on a 95 % family-wise confidence level. The statistical analyses were performed using R version 4.0.0 (R Core 205 Team, 2020). The standard error (error of the mean) of four replicates is presented for all data and error propagation was applied for cumulative nSOC and PyOM-C fluxes. Due to a potential sample contamination after the experiment, one control replicate of the sandy subsoil was excluded from the analysis. One replicate of the loamy subsoil with addition of oxidized PyOM was excluded from further analysis due to an unsteady flow during the percolation.

3 Results

210 3.1 Mobility of fresh and oxidized PyOM-C

The percolation and export of oxidized PyOM-C from the columns was higher compared to fresh PyOM-C for all soils over the whole percolations (Fig. 2). After a total percolation of 18,000 l m⁻², $0.70 \pm 0.15 \%$ of oxidized and $0.24 \pm 0.03 \%$ of fresh PyOM-C percolated from the sandy topsoil ($p < 0.01$). From the sandy subsoil, $0.64 \pm 0.08 \%$ of oxidized and $0.26 \pm 0.07 \%$ of fresh PyOM-C were leached ($p < 0.01$). The loamy topsoil showed a percolation of $0.40 \pm 0.25 \%$ of oxidized 215 and $0.18 \pm 0.03 \%$ of fresh PyOM ($p = 0.16$). Significantly more oxidized PyOM-C leached from the loamy subsoil, with $0.40 \pm 0.06 \%$ of oxidized PyOM-C compared to $0.17 \pm 0.04 \%$ of fresh PyOM-C ($p < 0.01$). The total amount of percolated oxidized and fresh PyOM-C did not differ significantly between topsoil and subsoil for the loamy or the sandy soil. Between the two soils, the export of oxidized PyOM-C was significantly increased ($p < 0.01$) for the sandy topsoil and subsoil compared to the loamy soil while the export of fresh PyOM-C was not significantly different ($p = 0.38$; Fig. 2).

220 The first flush of 1,000 l m⁻² caused the highest export of PyOM-C from the soil columns (Table S2) and contributed to 80.4-84.3 % of total percolated PyOM-C from the sandy soil, and to 50.6-79.8 % of the total percolated PyOM-C from the loamy soil (Fig. 2). The first flush of PyOM-C was similar between the sandy topsoil and subsoil (2,862.9-1,114.7 µg PyOM-C l⁻¹) and on-going over the whole percolation time. For the loamy topsoil, the first flush indicated higher PyOM-C concentrations (596.4-1,411.4 µg PyOM-C l⁻¹) compared to the subsoil (347.5-724.2 µg PyOM-C l⁻¹), but the concentrations
225 decreased to non-detectable levels for the last percolation stage of 18,000 l m² from the loamy topsoil and were on-going for the subsoil.

3.2 pH and electrical conductivity of percolates

The initial pH of the percolates increased with addition of PyOM for all soils (Table S2, Fig. S3). As an average of all percolates, the pH increased significantly by 0.2 ± 0.1 units in the percolates of the sandy topsoil. This effect was larger in
230 the sandy subsoils with a significant increase by 0.3-0.5 units. For the loamy topsoil, the first flush (1,000 l m⁻²) showed significantly increased pH values by 0.5-0.8 units with addition of PyOM, but thereafter approached the pH of the percolates from the control. Changes in pH were less dominant in the loamy subsoil but the pH increased continuously over the whole percolation.

The EC increased significantly with addition of PyOM (p<0.01) in the first percolates compared to the control for all
235 soils (Table S2, Fig. S4). With further percolation, the EC equilibrated to the background value of the percolate solution (2.20 mS cm⁻¹ of 0.01 M CaCl₂) for all soils with and without addition of PyOM.

3.3 Percolated nSOC

The addition of PyOM significantly increased the total percolated nSOC from the sandy topsoil and subsoil compared to the control, but did not change the total nSOC export from the loamy soil (Fig. 3). The addition of fresh PyOM significantly
240 increased the total nSOC percolation compared to the oxidized PyOM in the sandy topsoil and subsoil (p=0.01). In total, 3.5 ± 0.6 % (0.73 ± 0.05 g nSOC kg⁻¹ soil) of total initial nSOC leached with fresh PyOM and 2.5 ± 0.2 % (0.53 ± 0.02 g nSOCC kg⁻¹ soil) of total nSOC with addition of oxidized PyOM from the sandy topsoil. Thus, PyOM addition significantly increased the nSOC leaching for the sandy topsoil compared to the control without PyOM addition, from which 1.7 ± 0.1 % of the initial nSOC were leached (p<0.01). From the sandy subsoil, 4.9 ± 0.4 % of the total nSOC percolated from the
245 control while significantly more nSOC percolated with fresh (9.9 ± 1.1 %; 0.26 ± 0.01 g nSOCC kg⁻¹ soil) and oxidized (7.8 ± 0.5 %; 0.21 ± 0.01 g nSOCC kg⁻¹ soil) PyOM (p<0.01).

Between the loamy and sandy topsoil, the total relative nSOC percolation did not differ significantly for the controls (p=0.71) and with addition of oxidized PyOM (p=0.86). But the addition of fresh PyOM resulted in a higher nSOC percolation in the sandy topsoil compared to the loamy topsoil (p=0.01). For the subsoils, the total nSOC percolation was significantly
250 higher in sandy subsoil compared to the loamy subsoil with fresh PyOM (<0.01) and oxidized PyOM (p<0.01) but not for the controls (p=0.28).

The first flush (1,000 l m⁻²) showed the highest nSOC concentrations in the percolates (Table S2). From the sandy topsoil, 45.54 ± 7.69 mg nSOC l⁻¹ (p<0.01) with fresh and 28.16 ± 2.09 mg nSOC l⁻¹ (p=0.05) were leached with addition of oxidized PyOM, whereas significantly less nSOC was leached from the control (12.12 ± 0.24 mg nSOC l⁻¹). The nSOC concentrations in the percolates were lower for the sandy subsoil (13.31-3.28 mg nSOC l⁻¹) compared to the topsoil, but higher for the last percolate indicating an on-going nSOC mobilization. The nSOC percolated from the loamy topsoil in the first flush was 9.65 ± 1.07 mg nSOC l⁻¹ for the control and significantly increased to 21.14 ± 1.96 mg l⁻¹ (p=0.01) and 15.89 ± 2.08 mg l⁻¹ (p=0.16) with addition of fresh and oxidized PyOM, respectively. The loamy subsoil showed lower leached nSOC concentrations in the percolates with 7.86 ± 0.49 mg nSOC l⁻¹ compared to the topsoil with addition of fresh (12.23 ± 1.55 mg nSOC l⁻¹; p=0.07) and with oxidized PyOM (10.92 ± 0.79 mg nSOC l⁻¹; p=0.07).

3.4 Changes in fresh and oxidized PyOM-C and nSOC in soil columns

After the percolation, 89-96 % of the fresh and oxidized PyOM-C remained at its initial location in the PyOM layer in both topsoils and subsoils. The first 0-2.3 cm below the soil-PyOM layer contained the largest proportions of mobilized PyOM with no differences between oxidized and fresh PyOM (Fig. 4). The recovered PyOM-C from this layer ranged between 3.5-9.7 % (0.84-1.50 g PyOM-C kg⁻¹ soil) and 3.6-10.1 % (0.52-1.06 g PyOM-C kg⁻¹ soil) of added PyOM-C in the sandy and loamy soil, respectively. With greater soil depth, the recoveries decreased to <1 %. In the soil layers at 2.3-4.6 cm and 4.6-7.0 cm below the soil-PyOM layer, only 0.01-0.13 % and 0.05-0.17 % of added fresh and oxidized PyOM-C were recovered, respectively. The recovery of oxidized PyOM-C in these layers was mostly significantly higher compared to the fresh PyOM-C (Fig. 4).

Between topsoil and subsoil, the first layer below the soil-PyOM layer (0-2.3 cm) showed no significant differences in the recovery of PyOM-C for both, sandy and loamy soil. The sandy subsoil indicated higher recoveries of oxidized PyOM-C (p=0.12) compared to the topsoil in 2.3-4.6 cm depth but not for fresh PyOM-C (p=0.68). In 4.6-7.0 cm depth below the PyOM layer, the recoveries of oxidized (p<0.05) and fresh PyOM-C (p<0.01) were significantly higher in the sandy subsoils compared to the topsoil. The loamy subsoil showed significantly higher fresh (p=0.05) and oxidized PyOM-C (p<0.01) recoveries in 2.3-4.6 cm depth compared to the topsoil. For the deeper layer (4.6-7.0 cm), the recovery of oxidized (p<0.05) and fresh PyOM-C (p<0.01) were also higher in the subsoil than in the topsoil. The relative recovery of PyOM-C did not differ significantly between the loamy and sandy soils for the same depths.

The total nSOC loss from the soil columns significantly increased with PyOM for the sandy soil, but not for the loamy soil (Fig. 5). The nSOC contents decreased by 1.8 ± 0.2 % (3.9 ± 2.6 g nSOC kg⁻¹ soil) with fresh PyOM and by 0.8 ± 0.1 % (1.8 ± 1.3 g nSOC kg⁻¹ soil) with addition of oxidized PyOM in the sandy topsoil (p<0.01). In the sandy subsoil, the PyOM resulted in 4.8 ± 0.5 % (0.4 ± 0.2 g nSOC kg⁻¹ soil) and 2.6 ± 0.3 % (0.3 ± 0.2 g nSOC kg⁻¹ soil) lower nSOC contents after percolation with fresh and oxidized PyOM, respectively (p<0.01). The losses of nSOC were significantly larger with fresh PyOM than with oxidized PyOM in the sandy topsoil and subsoil (p=0.01).

3.5 Density fractionation of 0-2.3 cm below soil-PyOM layer

285 The density fractionation of the first 0-2.3 cm below the soil-PyOM layer revealed that large proportions of the
PyOM-C remained in the light fPOM fraction in the sandy soil (Fig. 6). In the sandy topsoil, 93.3 ± 0.9 % of the PyOM-C was
found in the fPOM fraction. The same fraction contributed to 86.3 ± 1.7 % of the total PyOM-C in the first sandy subsoil depth
below the soil-PyOM layer (0-2.3 cm). In the loamy soil, 40.2 ± 1.8 % of the PyOM-C was associated with the MAOM fraction
in the topsoil and subsoil, given as an average of fresh and oxidized PyOM. In general, the proportions of PyOM-C found in
290 the two fractions did not differ significantly between the fresh and oxidized PyOM and between the loamy topsoil and subsoil.
The sandy subsoil indicated significantly more oxidized PyOM-C in the MAOM fraction compared to the topsoil ($p=0.05$).

4 Discussion

4.1 Mobility of PyOM

At the end of the experiment, 3.8-10.8 % of the added PyOM moved vertically from its initial location. This includes
295 PyOM recovered in seven centimeters of soil below the soil-PyOM application layer and exported PyOM in the percolates
(Fig. 7). Large parts of the mobilized PyOM were translocated to the first 0-2.3 cm below the soil-PyOM layer ($3.5-10.1$ % of
added PyOM-C; Fig. 4). The total recovery of PyOM in this layer did not differ significantly between the sandy and loamy
soil. This indicates a potential accumulation close to the transition of the soil-PyOM layer and the upper 0-2.3 cm regardless
of the soil texture. The PyOM-C recovered in deeper soil depth of 2.3-7.0 cm and in the percolates was most likely derived
300 from dissolved and colloidal PyOM. Dissolved and colloidal PyOM is reported to be a major mobile fraction in soils (Wagner
et al., 2017, 2018).

Abiven et al. (2011) reported that 0.31-0.42 wt% of PyOM were mobilized in a batch experiment without any soil
addition as dissolved (<0.45 μm) and colloidal (0.45-5 μm) forms. In field incubation experiments (one to two years), a small
proportion of 0.041-0.004 % of initially added PyOM was reported to be mobilized vertically to >15 cm depth in dissolved
305 forms (Maestrini et al., 2014; Major et al., 2010). Hilscher and Knicker (2011) reported that 2.3 % of added PyOM migrated to
5 cm depth and 0.4 % were leached from soil columns (8 cm length) and found in the column outflow in a one-year incubation
experiment. We identified that 0.17-0.70 % of the added PyOM-C were exported from the soil columns (>7 cm; Fig. 2). This
is in accordance to the relatively limited mobility of PyOM observed under experimental and field conditions compared to
non-pyrolyzed OM.

310 Don and Kalbitz (2005) reported that fresh and 12 month in-situ incubated litter from a variety of temperate forest
trees (e.g. sycamore maple, mountain ash, beech, spruce and pine litter) can release 0.3-6.5 % of water extractable DOC.
Liebmann et al. (2020) applied highly ^{13}C labeled beech litter on the surface of a temperate forest floor and reported that after
22 months, 11.2 % of the applied litter migrated within a depth of 0-140 cm, but 87 % of this mobilized litter fraction was
found in the upper 5 cm, indicating a minor importance of aboveground litter DOC input in deeper soils. However, mobilized

315 PyOM is most likely less controlled by microbial decomposition due to the high stability of PyOM (Kuzyakov et al., 2014; Singh et al., 2012), allowing a potential deeper migration. It needs to be noticed that we only included one type of PyOM (ryegrass derived and produced at 450°C) which constrains general assumptions since the chemical and physical properties of PyOM, such as particle size, are highly depending on the feedstock and production conditions (Lehmann et al., 2015; Saiz et al., 2018).

320 Under field conditions, pedoturbation (e.g. due to swelling and shrinking of clay rich soils) and bioturbation would potentially promote the vertical translocation of PyOM (Hobley, 2019; Rumpel et al., 2015). Physical fragmentation and break-down of PyOM during environmental aging reduces the particle size, which can increase the vertical mobility of PyOM due to decreasing friction of smaller particles during transport and the generation of colloids (Hobley, 2019; Pignatello et al., 2015; Spokas et al., 2014). These colloids tend to become more mobile with ageing, decreasing particle size, increasing pH, and in
325 the presence of OM, whereas their mobility tends to decrease in the presence of clay minerals, hydrophobic contaminants, and high ionic strengths due to aggregation. (Castan et al., 2019; Sigmund et al., 2018). Fragmentation further increases the relative specific surface area of PyOM and may promote stabilization and thus its retention in soils due to increased physico-chemical interaction with the mineral phase (Singh et al., 2012; Xiao and Pignatello, 2015).

4.2 Dynamic of mobilized PyOM

330 The first flush, leached from the columns with 1,000 l m⁻², contributed to the highest export of PyOM from the soil columns and the mobilized amounts decreased with the percolation for all soils (Fig. 2 and Table S2). We hypothesized a continuous export of PyOM-C and decrease with time which can be confirmed with our experiment. Our results clearly indicate that the first flush is a major event of PyOM transport through soil and contributed to 80-84 % and 51-79 % of total exported PyOM from the sandy and loamy soil, respectively. This can be attributed to mobile PyOM fractions which are directly
335 produced during the pyrolysis and easily mobilized with the initial flux (Hilscher et al., 2009). Therefore, the initial flux of PyOM may significantly contribute to its total export from soils and its transition to aquatic systems under field conditions. Most field experiments and observation miss the initial PyOM flux (lateral and vertical) with the first rain event after a fire, resulting in a potential underestimation of the dissolved transport rates of PyOM (Santos et al., 2017). This may further cause an underestimation of the vertical PyOM transport from depositional landscape positions after a redistribution following an
340 initial lateral mass transport (Rumpel et al., 2015). The export of fresh PyOM with the first flush from the subsoils indicates that a large proportion can be mobilized before any aging associated oxidation occurs which can be of significance at depositional sites where relatively fresh PyOM can be buried.

The PyOM-C export was continuous for the sandy topsoil and subsoil indicating an on-going mobilization and migration through the coarse soil. Besides this large export of PyOM with the first flush, PyOM-C was not detectable in the
345 last percolated fraction of the loamy topsoil. Therefore, large proportions of PyOM were able to migrate through the loamy topsoil with the first flush, but with decreasing PyOM-C concentration, the retention and most likely the sorption to the mineral phase and OM increased. In comparison, the loamy subsoil retained larger proportions of the PyOM mobilized with the first

flush (flush of 51-58 % of the total exported PyOM) but continuously released the retained PyOM into the solution with further percolation.

350 The on-going PyOM export from soils in our experiment could potentially explain the steady, less seasonally affected and from fire history decoupled flux of soil derived PyOM to rivers as observed in the field (Bao et al., 2019; Dittmar et al., 2012a, 2012b; Santos et al., 2017; Wagner et al., 2018). In our experiment, the proportion of percolated PyOM-C of the total percolated C ranged between 2.4-17.2 % for the first flush and between 0.2-2.8 % for the last percolates, as an average of all soils (Table S2). Artificially produced PyOM is reported to have a higher stability than PyOM naturally produced during wildfires, 355 which challenges the use of one type as a proxy for the other (Santín et al., 2017). The proportions observed here, however, are in line with globally reported dissolved black carbon proportions on total riverine (3-15 %) and marine (0.1-2.9 %) DOC (Coppola and Druffel, 2016; Jaffé et al., 2013; Jones et al., 2020; Wagner et al., 2018). However, we did not investigate degradation (biotic or abiotic) of mobilized PyOM and nSOC after the export from the soil, which would increase the proportion of PyOM-C on the total DOC.

360 **4.3 Effect of oxidation on PyOM mobility and reactivity**

 The oxidation significantly increased the PyOM mobility and resulted in 2-7 times higher PyOM-C recoveries in the soil in 2.3-7.0 cm (Fig. 4) and 2-3 times higher losses through percolation (Fig. 2) compared to fresh PyOM (Fig. 7). This confirms our second hypothesis that oxidation (aging) is enhancing the mobility of PyOM. The similar quantities of fresh PyOM-C found in the percolates from the sandy and loamy soil indicates that the mobility of fresh PyOM is most likely only 365 partially influenced by soil texture and rather controlled by the total abundance of mobile compounds originated directly from the pyrolysis. For the oxidized PyOM, however, the exported quantities of PyOM-C revealed a nearly twofold higher mobility in the sandy soil than in the loamy soil. This indicates a higher mobility of PyOM with aging in coarse textured soils and a potentially higher retention of the oxidized PyOM in soils with a finer texture.

 In a batch experiment, Abiven et al. (2011) reported an increase of water extractable PyOM fraction by 40-50 times 370 after 10 years of natural aging compared to recent PyOM and a higher aromaticity of the solubilized aged PyOM. This, however, was estimated without any soil interaction of the mobile fraction. Hockaday et al. (2006) provided indirect evidence that PyOM in a fire-affected watershed is mainly derived from PyOM previously aged in soils and that it is undergoing a fractionation during its migration through the soil depending on its initial aromaticity. Velasco-Molina et al. (2013), identified that PyOM accumulated in tropical deep sombric horizons (>40 cm soil depth) and that this PyOM underwent oxidation 375 process which increased its content of carboxylic groups. In a recent study, Braun et al. (2020) reported a decreasing aromaticity of water extractable PyOM extracted from agricultural soils compared to the bulk PyOM and no changes after three years aging under field conditions. Contrastingly, Wagner et al. (2017) reported an increased aromaticity of PyOM exported from soils with aging (>100 years) compared to fresh bulk PyOM. The authors, however, reported that the oxidation alone could not explain the reported higher mobility of PyOM with aging. This highlights that oxidation is not only increasing 380 its mobility but also its reactivity in soil during aging and its transport.

The reactivity of PyOM in soils clearly increased with oxidation in our experiment and caused a higher retention of oxidized PyOM in 2.3-7.0 cm soil depth below the soil-PyOM layer in both soils (Fig. 4). This increased retention can be associated with enhanced interaction of the oxidized PyOM surfaces with the soil mineral phase and the native soil OM. Scanning electron microscopy showed a preferential interaction of partially oxidized PyOM and the soil mineral phase (Brodowski et al., 2005). The increased PyOM reactivity and mobility with oxidation can be attributed to the higher abundance of functional groups containing hydrogen and oxygen (e.g. carboxyl groups, Fig. 1) on the oxidized surface (Knicker, 2011). This oxidation consequently increased the polarity which enhances its water solubility and its interaction with the mineral phase (Cheng et al., 2008; Fang et al., 2014; Pignatello et al., 2015; Zhao and Zhou, 2019; Zimmerman, 2010).

Our results show that the long-term fate of PyOM in soils is highly controlled by its degree of oxidation and thus will change with aging. However, aging will not only increase the PyOM mobility and solubilization but also its reactivity and thus interaction with the soil mineral phase and OM and thus its long-term sequestration. Therefore, future studies should include the effect of aging for more than a few years under field conditions.

4.4 PyOM retention in soil

The majority of the mobilized PyOM was retained in the soil (92.8 ± 1.0 %). This indicates the importance of PyOM retention in soils during its migration and thus confirms our third hypothesis. The density fractionation of the first soil layer (0-2.3 cm) below the soil-PyOM layer revealed that most of the translocated PyOM remained as fPOM with 85.6-94.5 % and 56.9-61.4 % in the sandy and loamy soil, respectively (Fig. 6). More than one third of the PyOM (40.2 ± 1.8 %) in the loamy topsoil and subsoil, 0-2.3 cm below the soil-PyOM layer, however, was found to be association with the mineral phase. This is surprising considering the relatively short interaction time of PyOM and the soil mineral surface and soil aggregation in a saturated column experiment.

The soils in our experiment showed large differences in the contents of amorphous Fe(o) and Al(o) and in texture with 13-15 % clay and 22-23 % silt in the loamy soil compared to <12 % silt and clay combined in the sandy soil (Table 1). The aromatic compounds of the PyOM can directly interact with the edge functional groups of clay (Joseph et al., 2010; Lehmann et al., 2007; Pignatello et al., 2015). Brodowski et al. (2006) found up to 24 % of PyOM in forest soils to be occluded in aggregates and concluded that PyOM can act as a binding agent for the aggregate formation. In a field incubation experiment of ten months, Singh et al. (2014) recovered >25 % of the added PyOM in the occluded fraction in temperate forest soils and Vasilyeva et al. (2011) found up to 70 % of PyOM associated to the mineral fraction after 55 years of bare fallow in Chernozem. Here, the MAOM fractions contain both, PyOM which is in direct association with the mineral phase and occluded in aggregates. Our results show that the PyOM-mineral interaction and occlusions can occur very quickly in soils with reasonable clay and silt content and may be predominately controlled by the physical and chemical interaction rather than biological processes, since these were neglectable in our experiment given the short duration of five days. This rapid mineral interaction will control the long-term stability of PyOM in soils and requires more research under unsaturated and field conditions and also different PyOM feedstocks.

The higher proportion of PyOM recovered as fPOM in the sandy soil indicate that the PyOM-mineral interaction was limited which is in agreement with the general higher proportion of TOC in fPOM fraction (41-73 %) and high sand contents (>88 %; Table 1). In coarse soils, Fe- and Al-(hydr)oxides are considered to interact and stabilize PyOM and SOC due to its great affinity to OM (Brodowski et al., 2005; Pignatello et al., 2015; Wiesmeier et al., 2019). Slightly more fresh PyOM (p=0.24) and significantly more oxidized PyOM (p=0.05) was recovered in the MAOM fraction in the sandy subsoil compared to the topsoil. This indicates that the sandy subsoil had a higher potential to retain PyOM due to increased mineral interaction compared to the topsoil.

Subsoils are unsaturated in OM due to little inputs, such as DOC from upper soil horizons, root derived and already microbially processed OM, but large mineral surfaces (Kaiser and Kalbitz, 2012; Lützow et al., 2006). Therefore, the probability of mobilized PyOM to interact with the mineral phase is higher in the subsoil, resulting in a higher retention compared to topsoils where OM is already occupying sorption sites on the mineral surfaces. The subsoils of the loamy soil contained significantly more PyOM at 2.3-7.0 cm depth below the soil-PyOM layer compared to the topsoil (Fig. 6 and 7). This was also the case for the last soil layer (4.6-7.0 cm) of the sandy subsoil and topsoil. Therefore, the loamy and sandy subsoils had a higher PyOM retention potential than topsoils, where the nSOC contents were five to ten times higher. It needs to be noticed, that the PyOM retained in this depth represented only <1 % of the added PyOM. In addition, we did not include unsaturated flow conditions which would resemble the mobility and retention under field conditions.

The higher retention of PyOM in the subsoils can explain its accumulation in greater soil depth which is found under field conditions (Brodowski et al., 2007; Soucémariadin et al., 2019). We showed that PyOM can be continuously re-mobilized from subsoils by percolating water and thus can potentially be exported to deeper soil depth or to the groundwater which would finally result in the export from the terrestrial to the aquatic system such as rivers. Furthermore, it can be considered that large proportions of the mobilized PyOM will not be affected by microbial degradation to the same extent than non-pyrogenic SOC and DOC during the percolation through the soil (Don and Kalbitz, 2005; Kuzyakov et al., 2014; Tipping et al., 2012). This would result in increasing proportions of PyOM on the total subsoil OM.

4.5 Effects of PyOM on nSOC mobility

The addition of PyOM significantly enhanced the total nSOC export in the sandy topsoil and subsoil by 48-270 % which is equivalent to an additional loss of 0.07-0.37 g nSOC kg⁻¹ soil (Fig. 3, Fig. 5 and Table S2). The nSOC export from the loamy soil was significantly increased compared to the control for the first flush (1,000 l m⁻²) by 56-105 % (0.04-0.10 g C kg⁻¹ soil), but negligible over the whole percolation. Therefore, our fourth hypothesis can be partially accepted and the effect of PyOM on nSOC mobility was clearly controlled by soil texture and properties of the soil and PyOM.

With PyOM, the pH of the percolates increased in all soils except of the loamy subsoil which can further enhance the nSOC mobility (Table S2, Fig. S3). Increases in pH can be associated to a liming effect due to carbonates which are formed during the pyrolysis (Smebye et al., 2016). The pH significantly controls the mobility of DOC (Kaiser and Guggenberger, 2000; Kalbitz et al., 2000) and an increase by 0.5 pH units was shown to enhance the DOC export by 50 % (Tipping and Woof,

1990). We found increases in pH by 0.2-0.8 units (Table S2, Fig. S3). The liming effect lasted for the sandy soil over the whole percolation, which also showed a continuously higher export of nSOC with PyOM compared to the control. Therefore, the increasing pH in the sandy soil, with low initial pH values of 3.4-4.1, may have caused a re-mobilization of adsorbed nSOC
450 derived DOC. The fresh PyOM had a significantly higher liming effect as indicated in the first flush of the sandy topsoil, and the loamy topsoil and subsoil, while the oxidized PyOM caused a higher EC in the first flush (Table S2, Fig. S4). This can be attributed to a decarbonatization of PyOM with oxidation, which was also observed with the MIR analysis (Fig. 1). Therefore, a liming effect of PyOM on the nSOC mobility will potentially decrease with aging but is substantial in coarse soils.

Barnes et al. (2014) reported that wood-derived PyOM (mesquite biochar, 400°C, 4 h) resulted in higher DOC fluxes from
455 organic poor sandy soil in a soil column experiment (filled with soil-PyOM mixtures containing 10 % wt% PyOM), but attributed this increase to PyOM derived C and not soil-derived-C. The authors found no increase in DOC flux from organic- and clay-rich soil but identified an increase in the aromaticity of the DOC and the authors identified that leachable PyOM fractions were lost but soil-derived C was retained with PyOM. The authors concluded that the net increase in DOC export from soils with moderate amounts of clay, silt and OM is limited. Major et al. (2010) reported that wood-derived PyOM
460 amendment (mango wood biochar, 400-600°C, 48 h) in a savanna soil (sandy clay loam) increased the flux of non-PyOM derived particulate organic carbon and DOC by 2.3-4.1 times after two years under field condition. However, the authors attributed these increases to a higher belowground net primary production and a corresponding increase in OM input with PyOM. Jones et al. (2012) found no change in the DOC flux after PyOM (wood biochar, 450°C, 48 h) from a sandy clay loam in a three-year field trial. By tracing the highly labelled PyOM-C, our results confirm that PyOM may have a limited effect on
465 the nSOC mobility in fine-textured loamy soils over the long-term since we could not identify significant differences in the cumulative nSOC loss from the soil columns with fresh and oxidized PyOM. However, the first flush of dissolved PyOM enhanced the loss of nSOC significantly in the loamy topsoil and subsoil. It is likely that this mobilized nSOC would be adsorbed again during its further transport through the loamy soil (>7 cm).

Dissolved organic matter mobility in sandy soils is mainly controlled by adsorption on Fe-/Al-(hydr)oxides. High
470 molecular weight compounds with aromatic structures are reported to have a higher sorption affinity and can desorb less adsorptive compounds from soil mineral phases (Coward et al., 2019; Eusterhues et al., 2011; Kaiser and Kalbitz, 2012; Kalbitz et al., 2000). This is also shown by a fractionation of DOC migration through the soil (Oren and Chefetz, 2012) Recently, Zhang et al. (2020) identified a higher sorption affinity of dissolved organic matter derived from maize straw PyOM by hydrophobic partition, H-bonding and electrostatic interactions compared to non-pyrolyzed dissolved organic matter.
475 Therefore, PyOM caused a re-mobilization of nSOC by desorbing it from complexes of the mineral phase and pre-existing OM. Due to a higher abundance of less oxidized highly aromatic compounds from fresh PyOM compared to oxidized PyOM, the desorption of nSOC was more dominant with fresh PyOM, while oxidized PyOM adsorbed mainly on free mineral surfaces due to its higher reactivity.

The mobilization effect of PyOM on nSOC was more pronounced in the sandy subsoil with 7.8-9.9 % of the initial nSOC
480 exported compared to 2.5-3.5 % of initial nSOC exported from the topsoil (Fig. 3). This supports the concept of continuous

sorption, microbial processing and desorption during the vertical OM migration and thus an accumulation of microbially processed OM in subsoils as described by Kaiser and Kalbitz (2012) as the cascade concept. The binding of microbial processed OM to the mineral surfaces is weaker than for plant derived compounds (high in aliphatic, aromatic and carboxylic groups) and thus it is more easily mobilized by PyOM with a high sorption affinity towards the mineral surfaces. We found that even a small fraction of mobilized PyOM may cause a significant mobilization of potentially labile nSOC. Even if this effect decreased with oxidized PyOM, it indicates a long-term effect on nSOC mobility and influence of the C cycle of fire affected soils.

5 Conclusion and implementation

The vertical mobility of PyOM was limited to only a small fraction (<11 %) migrating through the soil columns. Large proportions of the mobilized PyOM were retained in the soil and accumulated mainly in particulate form close to the initial layer within the first 0-2.3 cm. Less than 1 % of the added PyOM migrated to greater depth and was exported from the soil (>7 cm). Furthermore, the majority of the exported PyOM was mobilized with the first flush. Oxidation and thus aging of PyOM, significantly increased its mobility and also its reactivity, resulting in an overall larger mobilization but also larger retention in the soil of oxidized PyOM compared to fresh PyOM. Both can be clearly ascribed to the oxidized PyOM surfaces with a higher abundance of oxygen and hydrogen containing functional groups. The migration of oxidized PyOM was further largely influenced by the soil texture resulting in a higher export from the sandy soil and higher retention in the loamy soil due to an increased association to the soil mineral phase.

Fresh and oxidized PyOM significantly increased the mobility of nSOC in the sandy soil and in the first flush of the loamy soil, but not over the whole experiment. This can be attributed to a higher sorption affinity of high molecular weight PyOM compounds to the mineral phase and thus a desorption of already sorbed and mineral associated nSOC, which will eventually be exposed to microbial degradation. The re-mobilization of nSOC was greater in the sandy subsoil compared to the topsoil, supporting the concept that subsoil OM is already microbially processed and its association to the mineral phase is weak (because of low availability of mineral surfaces): hence it can be easily desorbed by younger OM with a higher sorption affinity.

Further research is needed to understand the fate of PyOM under unsaturated and field conditions and larger scales such as pedon and catena and including PyOM from different feedstocks. We identified that the vertical PyOM mobility is highly depending on soil properties and the degree of PyOM oxidation (age) which increases not only its mobility, but also reactivity in soils and influences its effect on nSOC. This will influence the PyC and nSOC dynamics in the vadose zone and between the terrestrial and aquatic systems.

510 **Authors contribution**

MS and SA designed the experiment. MS conducted the experiment, analyzed the data and wrote the manuscript. SA, SB, GS and KK provided input to the data discussion and the manuscript.

Competing interests

The authors declare that they have no conflict of interest.

515 **Acknowledgment**

We thank Esmail Taghizadeh and Thomas Keller (University of Zurich) for support with analyses and technical assistance. We also thank Rahel Wanner (Zurich University of Applied Science) for CHN-O analyzes. This study was funded by the Swiss National Science Foundation (project no. 200021_178768)

References

- 520 Abiven, S. and Santín, C.: Editorial: From Fires to Oceans: Dynamics of Fire-Derived Organic Matter in Terrestrial and Aquatic Ecosystems, *Front. Earth Sci.*, 7, 31, doi:10.3389/feart.2019.00031, 2019.
- Abiven, S., Hengartner, P., Schneider, M. P. W., Singh, N. and Schmidt, M. W. I.: Pyrogenic carbon soluble fraction is larger and more aromatic in aged charcoal than in fresh charcoal, *Soil Biol. Biochem.*, 43(7), 1615–1617, doi:10.1016/j.soilbio.2011.03.027, 2011.
- 525 Abney, R. B., Kuhn, T. J., Chow, A., Hockaday, W., Fogel, M. L. and Berhe, A. A.: Pyrogenic carbon erosion after the Rim Fire, Yosemite National Park: The Role of Burn Severity and Slope, *J. Geophys. Res. Biogeosciences*, 124(2), 432–449, doi:10.1029/2018JG004787, 2019.
- Bao, H., Niggemann, J., Huang, D., Dittmar, T. and Kao, S. J.: Different Responses of Dissolved Black Carbon and Dissolved Lignin to Seasonal Hydrological Changes and an Extreme Rain Event, *J. Geophys. Res. Biogeosciences*, 124(3), 479–493, doi:10.1029/2018JG004822, 2019.
- 530 Barnes, R. T., Gallagher, M. E., Masiello, C. A., Liu, Z. and Dugan, B.: Biochar-induced changes in soil hydraulic conductivity and dissolved nutrient fluxes constrained by laboratory experiments, *PLoS One*, 9(9), doi:10.1371/journal.pone.0108340, 2014.
- Bird, M. I., Wynn, J. G., Saiz, G., Wurster, C. M. and McBeath, A.: The Pyrogenic Carbon Cycle, *Annu. Rev. Earth Planet. Sci.*, 43(1), 273–298, doi:10.1146/annurev-earth-060614-105038, 2015.
- 535 Braun, M., Kappenberg, A., Sandhage-Hofmann, A. and Lehdorff, E.: Leachable soil black carbon after biochar application, *Org. Geochem.*, 143, 103996, doi:10.1016/j.orggeochem.2020.103996, 2020.

- Brodowski, S., Amelung, W., Haumaier, L., Abetz, C. and Zech, W.: Morphological and chemical properties of black carbon in physical soil fractions as revealed by scanning electron microscopy and energy-dispersive X-ray spectroscopy, *Geoderma*, 128(1–2), 116–129, doi:10.1016/j.geoderma.2004.12.019, 2005.
- 540 Brodowski, S., John, B., Flessa, H. and Amelung, W.: Aggregate-occluded black carbon in soil, *Eur. J. Soil Sci.*, 57(4), 539–546, doi:10.1111/j.1365-2389.2006.00807.x, 2006.
- Brodowski, S., Amelung, W., Haumaier, L. and Zech, W.: Black carbon contribution to stable humus in German arable soils, *Geoderma*, 139(1–2), 220–228, doi:10.1016/j.geoderma.2007.02.004, 2007.
- 545 Castan, S., Sigmund, G., Hüffer, T. and Hofmann, T.: Biochar particle aggregation in soil pore water: The influence of ionic strength and interactions with pyrene, *Environ. Sci. Process. Impacts*, 21(10), 1722–1728, doi:10.1039/c9em00277d, 2019.
- Chatterjee, S., Santos, F., Abiven, S., Itin, B., Stark, R. E. and Bird, J. a.: Elucidating the chemical structure of pyrogenic organic matter by combining magnetic resonance, mid-infrared spectroscopy and mass spectrometry, *Org. Geochem.*, 51, 35–44, doi:10.1016/j.orggeochem.2012.07.006, 2012.
- 550 Cheng, C.-H. H., Lehmann, J., Thies, J. J. E. and Burton, S. D. S.: Stability of black carbon in soils across a climatic gradient, *J. Geophys. Res. Biogeosciences*, 113(2), 1–10, doi:10.1029/2007JG000642, 2008.
- Coplen, T. B.: Guidelines and recommended terms for expression of stable-isotope-ratio and gas-ratio measurement results, *Rapid Commun. Mass Spectrom.*, 25(17), 2538–2560, doi:10.1002/rcm.5129, 2011.
- Coppola, A. I. and Druffel, E. R. M.: Cycling of black carbon in the ocean, *Geophys. Res. Lett.*, 43(9), 4477–4482, doi:10.1002/2016GL068574, 2016.
- 555 Coppola, A. I., Wiedemeier, D. B., Galy, V., Haghypour, N., Hanke, U. M., Nascimento, G. S., Usman, M., Blattmann, T. M., Reisser, M., Freymond, C. V., Zhao, M., Voss, B., Wacker, L., Schefuß, E., Peucker-Ehrenbrink, B., Abiven, S., Schmidt, M. W. I. and Eglinton, T. I.: Global-scale evidence for the refractory nature of riverine black carbon, *Nat. Geosci.*, 11(8), 584–588, doi:10.1038/s41561-018-0159-8, 2018.
- 560 Cotrufo, M. F., Boot, C., Abiven, S., Foster, E. J., Haddix, M., Reisser, M., Wurster, C. M., Bird, M. I. and Schmidt, M. W. I.: Quantification of pyrogenic carbon in the environment: An integration of analytical approaches, *Org. Geochem.*, 100, 42–50, doi:10.1016/j.orggeochem.2016.07.007, 2016.
- Coward, E. K., Ohno, T. and Sparks, D. L.: Direct Evidence for Temporal Molecular Fractionation of Dissolved Organic Matter at the Iron Oxyhydroxide Interface, *Environ. Sci. Technol.*, (53), 642–650, doi:10.1021/acs.est.8b04687, 2019.
- 565 Ding, Y., Yamashita, Y., Dodds, W. K. and Jaffé, R.: Dissolved black carbon in grassland streams: Is there an effect of recent fire history?, *Chemosphere*, 90(10), 2557–2562, doi:10.1016/j.chemosphere.2012.10.098, 2013.
- Dittmar, T., De Rezende, C. E., Manecki, M., Niggemann, J., Coelho Ovalle, A. R., Stubbins, A. and Bernardes, M. C.: Continuous flux of dissolved black carbon from a vanished tropical forest biome, *Nat. Geosci.*, 5(9), 618–622, doi:10.1038/ngeo1541, 2012a.
- 570 Dittmar, T., Paeng, J., Gihring, T. M., Suryaputra, I. G. N. A. and Huettel, M.: Discharge of dissolved black carbon from a fire-affected intertidal system, *Limnol. Oceanogr.*, 57(4), 1171–1181, doi:10.4319/lo.2012.57.4.1171, 2012b.

- Don, A. and Kalbitz, K.: Amounts and degradability of dissolved organic carbon from foliar litter at different decomposition stages, *Soil Biol. Biochem.*, 37(12), 2171–2179, doi:10.1016/j.soilbio.2005.03.019, 2005.
- Eusterhues, K., Rennert, T., Knicker, H., Kögel-Knabner, I., Totsche, K. and Schwetmann, U.: Fractionation of Organic Matter
575 Due to Reaction with Ferrihydrite: Coprecipitation versus Adsorption, *Environ. Sci. Technol.*, (45), 527–533, doi:10.1021/es1023898, 2011.
- Fang, Y., Singh, B., Singh, B. P. and Krull, E.: Biochar carbon stability in four contrasting soils, *Eur. J. Soil Sci.*, 65(1), 60–71, doi:10.1111/ejss.12094, 2014.
- Hammes, K. and Abiven, S.: Identification of black carbon in the Earth system Identification of Black Carbon in the Earth
580 System, in *Fire phenomna and the Earth system: an interdisciplinary guide to fire science*, edited by C. M. Belcher, pp. 157–176, Wiley-Blackwell., 2013.
- Hammes, K., Smernik, R. J., Skjemstad, J. O., Herzog, A., Vogt, U. F. and Schmidt, M. W. I.: Synthesis and characterisation of laboratory-charred grass straw (*Oryza sativa*) and chestnut wood (*Castanea sativa*) as reference materials for black carbon quantification, *Org. Geochem.*, 37(11), 1629–1633, doi:10.1016/j.orggeochem.2006.07.003, 2006.
- 585 Hilscher, A. and Knicker, H.: Degradation of grass-derived pyrogenic organic material, transport of the residues within a soil column and distribution in soil organic matter fractions during a 28month microcosm experiment, *Org. Geochem.*, 42(1), 42–54, doi:10.1016/j.orggeochem.2010.10.005, 2011.
- Hilscher, A., Heister, K., Siewert, C. and Knicker, H.: Mineralisation and structural changes during the initial phase of microbial degradation of pyrogenic plant residues in soil, *Org. Geochem.*, 40(3), 332–342,
590 doi:10.1016/j.orggeochem.2008.12.004, 2009.
- Hobley, E.: Vertical Distribution of Soil Pyrogenic Matter: A Review, *Pedosphere*, 29(2), 137–149, doi:10.1016/S1002-0160(19)60795-2, 2019.
- Hockaday, W. C., Grannas, A. M., Kim, S. and Hatcher, P. G.: Direct molecular evidence for the degradation and mobility of black carbon in soils from ultrahigh-resolution mass spectral analysis of dissolved organic matter from a fire-impacted forest
595 soil, *Org. Geochem.*, 37(4), 501–510, doi:10.1016/j.orggeochem.2005.11.003, 2006.
- Hockaday, W. C., Grannas, A. M., Kim, S. and Hatcher, P. G.: The transformation and mobility of charcoal in a fire-impacted watershed, *Geochim. Cosmochim. Acta*, 71(14), 3432–3445, doi:10.1016/j.gca.2007.02.023, 2007.
- Jaffé, R., Ding, Y., Niggemann, J., Vähätalo, A. V., Stubbins, A., Spencer, R. G. M., Campbell, J. and Dittmar, T.: Global charcoal mobilization from soils via dissolution and riverine transport to the oceans, *Science* (80-.), 340(6130), 345–347,
600 doi:10.1126/science.1231476, 2013.
- Jiang, X., Haddix, M. L. and Cotrufo, M. F.: Interactions between biochar and soil organic carbon decomposition: Effects of nitrogen and low molecular weight carbon compound addition, *Soil Biol. Biochem.*, 100, 92–101, doi:10.1016/j.soilbio.2016.05.020, 2016.
- Jiang, X., Tan, X., Cheng, J., Haddix, M. L. and Cotrufo, M. F.: Interactions between aged biochar, fresh low molecular weight
605 carbon and soil organic carbon after 3.5 years soil-biochar incubations, *Geoderma*, 333(July 2018), 99–107,

- doi:10.1016/j.geoderma.2018.07.016, 2019.
- Jones, D. L., Rousk, J., Edwards-Jones, G., DeLuca, T. H. and Murphy, D. V.: Biochar-mediated changes in soil quality and plant growth in a three year field trial, *Soil Biol. Biochem.*, 45, 113–124, doi:10.1016/j.soilbio.2011.10.012, 2012.
- Jones, M. W., Santín, C., van der Werf, G. R. and Doerr, S. H.: Global fire emissions buffered by the production of pyrogenic carbon, *Nat. Geosci.*, 12(9), 742–747, doi:10.1038/s41561-019-0403-x, 2019.
- 610 Jones, M. W., Coppola, A. I., Santín, C., Dittmar, T., Jaffé, R., Doerr, S. H. and Quine, T. A.: Fires prime terrestrial organic carbon for riverine export to the global oceans, *Nat. Commun.*, 11(1), 2791, doi:10.1038/s41467-020-16576-z, 2020.
- Joseph, S. D., Camps-Arbestain, M., Lin, Y., Munroe, P., Chia, C. H., Hook, J., Van Zwieten, L., Kimber, S., Cowie, A., Singh, B. P., Lehmann, J., Foidl, N., Smernik, R. J. and Amonette, J. E.: An investigation into the reactions of biochar in soil, *Aust. J. Soil Res.*, 48(6–7), 501–515, doi:10.1071/SR10009, 2010.
- 615 Kaiser, K. and Guggenberger, G.: The role of DOM sorption to mineral surfaces in the preservation of organic matter in soils, *Org. Geochem.*, 31(7–8), 711–725, doi:10.1016/S0146-6380(00)00046-2, 2000.
- Kaiser, K. and Kalbitz, K.: Cycling downwards - dissolved organic matter in soils, *Soil Biol. Biochem.*, 52, 29–32, doi:10.1016/j.soilbio.2012.04.002, 2012.
- 620 Kalbitz, K., Solinger, S., Park, J. H., Michalzik, B. and Matzner, E.: Controls on the dynamics dissolved organic matter in soils: A review, *Soil Sci.*, doi:10.1097/00010694-200004000-00001, 2000.
- Keiluweit, M., Nico, P. S. and Johnson, M. G.: Dynamic Molecular Structure of Plant Biomass-Derived Black Carbon (Biochar), *Environ. Sci. Technol.*, 44(4), 1247–1253, 2010.
- Knicker, H.: Pyrogenic organic matter in soil: Its origin and occurrence, its chemistry and survival in soil environments, *Quat. Int.*, 243(2), 251–263, doi:10.1016/j.quaint.2011.02.037, 2011.
- 625 Kuzyakov, Y., Bogomolova, I. and Glaser, B.: Biochar stability in soil: Decomposition during eight years and transformation as assessed by compound-specific ¹⁴C analysis, *Soil Biol. Biochem.*, 70, 229–236, doi:10.1016/j.soilbio.2013.12.021, 2014.
- Lavallee, J. M., Soong, J. L. and Cotrufo, M. F.: Conceptualizing soil organic matter into particulate and mineral-associated forms to address global change in the 21st century, *Glob. Chang. Biol.*, (July 2019), 261–273, doi:10.1111/gcb.14859, 2019.
- 630 Lehmann, J.: A handful of carbon, *Nature*, 447(7141), 143–144, doi:10.1038/447143a, 2007.
- Lehmann, J., Kinyangi, J. and Solomon, D.: Organic matter stabilization in soil microaggregates: Implications from spatial heterogeneity of organic carbon contents and carbon forms, *Biogeochemistry*, 85(1), 45–57, doi:10.1007/s10533-007-9105-3, 2007.
- Lehmann, J., Abiven, S., Kleber, M., Pan, G., Singh, B. P., Sohi, S. P. and Zimmerman, A. R.: Persistence of biochar in soil, *Biochar for Environmental Management*, edited by J. Lehmann and S. D. Joseph, pp. 235–282, Routledge., 2015.
- 635 Liebmann, P., Wordell-dietrich, P., Kalbitz, K., Mikutta, R., Kalks, F., Don, A., Woche, S. K., Dsilva, L. R. and Guggenberger, G.: Relevance of aboveground litter for soil organic matter formation – a soil profile perspective, *Biogeosciences*, 17(January), 1–29, doi:doi.org/10.5194/bg-2019-465, 2020.
- Lützow, M. V., Kögel-Knabner, I., Ekschmitt, K., Matzner, E., Guggenberger, G., Marschner, B. and Flessa, H.: Stabilization

- 640 of organic matter in temperate soils: Mechanisms and their relevance under different soil conditions - A review, *Eur. J. Soil Sci.*, 57(4), 426–445, doi:10.1111/j.1365-2389.2006.00809.x, 2006.
- Maestrini, B., Abiven, S., Singh, N., Bird, J., Torn, M. S. and Schmidt, M. W. I.: Carbon losses from pyrolysed and original wood in a forest soil under natural and increased N deposition, *Biogeosciences*, 11(18), 5199–5213, doi:10.5194/bg-11-5199-2014, 2014.
- 645 Major, J., Lehmann, J., Rondon, M. and Goodale, C.: Fate of soil-applied black carbon: Downward migration, leaching and soil respiration, *Glob. Chang. Biol.*, 16(4), 1366–1379, doi:10.1111/j.1365-2486.2009.02044.x, 2010.
- Masiello, C. A. and Druffel, E. R. M.: Black carbon in deep-sea sediments, *Science* (80-.), 280(5371), 1911–1913, 1998.
- McKeague, J. A., Brydon, J. E. and Miles, N. M.: Differentiation of Forms of Extractable Iron and Aluminum in Soils, *Soil Sci. Soc. Am. J.*, 35(1), 33–38, doi:10.2136/sssaj1971.03615995003500010016x, 1971.
- 650 Mukherjee, A. and Zimmerman, A. R.: Organic carbon and nutrient release from a range of laboratory-produced biochars and biochar-soil mixtures, *Geoderma*, 193–194, 122–130, doi:10.1016/j.geoderma.2012.10.002, 2013.
- Oren, A. and Chefetz, B.: Sorptive and Desorptive Fractionation of Dissolved Organic Matter by Mineral Soil Matrices, *J. Environ. Qual.*, 41(2), 526–533, doi:10.2134/jeq2011.0362, 2012.
- Pignatello, J. J., Uchimiya, M., Abiven, S. and Schmidt, M. W. I.: Evolution of biochar properties in soil, in *Biochar for environmental management*, edited by S. Lehmann, Johannes; Joseph, pp. 195–233, Routledge, Abingdon (UK), 2015.
- 655 Pingree, M. R. A. and DeLuca, T. H.: Function of Wildfire-Deposited Pyrogenic Carbon in Terrestrial Ecosystems, *Front. Environ. Sci.*, 5(August), 1–7, doi:10.3389/fenvs.2017.00053, 2017.
- Preston, C. M. and Schmidt, M. W. I.: Black (pyrogenic) carbon: A synthesis of current knowledge and uncertainties with special consideration of boreal regions, *Biogeosciences*, 3(4), 397–420, doi:10.5194/bg-3-397-2006, 2006.
- 660 Rechberger, M. V., Kloss, S., Rennhofer, H., Tintner, J., Watzinger, A., Soja, G., Lichtenegger, H. and Zehetner, F.: Changes in biochar physical and chemical properties: Accelerated biochar aging in an acidic soil, *Carbon N. Y.*, 115, 209–219, doi:10.1016/j.carbon.2016.12.096, 2017.
- Reisser, M., Purves, R. S., Schmidt, M. W. I. and Abiven, S.: Pyrogenic Carbon in Soils: A Literature-Based Inventory and a Global Estimation of Its Content in Soil Organic Carbon and Stocks, *Front. Earth Sci.*, 4(August), 1–14, doi:10.3389/feart.2016.00080, 2016.
- 665 Rumpel, C., Leifeld, J., Santin, C. and Doerr, S.: Movement of biochar in the environment, in *Biochar for Environmental Management*, edited by S. Lehmann, Johannes; Joseph, pp. 281–298, Routledge, Abingdon (UK), 2015.
- Saiz, G., Goodrick, I., Wurster, C., Nelson, P. N., Wynn, J. and Bird, M.: Preferential Production and Transport of Grass-Derived Pyrogenic Carbon in NE-Australian Savanna Ecosystems, *Front. Earth Sci.*, 5(January), 1–13, doi:10.3389/feart.2017.00115, 2018.
- 670 Santín, C., Doerr, S. H., Preston, C. M. and González-Rodríguez, G.: Pyrogenic organic matter production from wildfires: a missing sink in the global carbon cycle, *Glob. Chang. Biol.*, 21(4), 1621–1633, doi:10.1111/gcb.12800, 2015.
- Santín, C., Doerr, S. H., Kane, E. S., Masiello, C. A., Ohlson, M., de la Rosa, J. M., Preston, C. M. and Dittmar, T.: Towards

- a global assessment of pyrogenic carbon from vegetation fires, *Glob. Chang. Biol.*, 22(1), 76–91, doi:10.1111/gcb.12985, 675 2016.
- Santín, C., Doerr, S. H., Merino, A., Bucheli, T. D., Bryant, R., Ascough, P., Gao, X. and Masiello, C. A.: Carbon sequestration potential and physicochemical properties differ between wildfire charcoals and slow-pyrolysis biochars, *Sci. Rep.*, 7(1), 1–11, doi:10.1038/s41598-017-10455-2, 2017.
- Santos, F., Torn, M. S. and Bird, J. A.: Biological degradation of pyrogenic organic matter in temperate forest soils, *Soil Biol. Biochem.*, 51, 115–124, doi:10.1016/j.soilbio.2012.04.005, 2012. 680
- Santos, F., Wagner, S., Rothstein, D., Jaffe, R. and Miesel, J. R.: Impact of a Historical Fire Event on Pyrogenic Carbon Stocks and Dissolved Pyrogenic Carbon in Spodosols in Northern Michigan, *Front. Earth Sci.*, 5, 1–9, doi:10.3389/feart.2017.00080, 2017.
- Schmidt, M. W. I., Torn, M. S., Abiven, S., Dittmar, T., Guggenberger, G., Janssens, I. A., Kleber, M., Kögel-Knabner, I., 685 Lehmann, J., Manning, D. A. C., Nannipieri, P., Rasse, D. P., Weiner, S. and Trumbore, S. E.: Persistence of soil organic matter as an ecosystem property, *Nature*, 478(7367), 49–56, doi:10.1038/nature10386, 2011.
- Sigmund, G., Jiang, C., Hofmann, T. and Chen, W.: Environmental transformation of natural and engineered carbon nanoparticles and implications for the fate of organic contaminants, *Environ. Sci. Nano*, 5(11), 2500–2518, doi:10.1039/C8EN00676H, 2018.
- 690 Singh, N., Abiven, S., Torn, M. S. and Schmidt, M. W. I.: Fire-derived organic carbon in soil turns over on a centennial scale, *Biogeosciences*, 9(8), 2847–2857, doi:10.5194/bg-9-2847-2012, 2012.
- Singh, N., Abiven, S., Maestrini, B., Bird, J. A., Torn, M. S. and Schmidt, M. W. I.: Transformation and stabilization of pyrogenic organic matter in a temperate forest field experiment, *Glob. Chang. Biol.*, 20(5), 1629–1642, doi:10.1111/gcb.12459, 2014.
- 695 Smebye, A., Alling, V., Vogt, R. D., Gadmar, T. C., Mulder, J., Cornelissen, G. and Hale, S. E.: Biochar amendment to soil changes dissolved organic matter content and composition, *Chemosphere*, 142, 100–105, doi:10.1016/j.chemosphere.2015.04.087, 2016.
- Soucémariadin, L., Reisser, M., Cécillon, L., Barré, P., Nicolas, M. and Abiven, S.: Pyrogenic carbon content and dynamics in top and subsoil of French forests, *Soil Biol. Biochem.*, 133, 12–15, doi:10.1016/j.soilbio.2019.02.013, 2019.
- 700 Spokas, K. A., Novak, J. M., Masiello, C. A., Johnson, M. G., Colosky, E. C., Ippolito, J. A. and Trigo, C.: Physical Disintegration of Biochar: An Overlooked Process, *Environ. Sci. Technol. Lett.*, 1(8), 326–332, doi:10.1021/ez500199t, 2014.
- Studer, M. S., Künzli, R., Maier, R., Schmidt, M. W. I., Siegwolf, R. T. W., Woodhatch, I. and Abiven, S.: The MICE facility—a new tool to study plant–soil C cycling with a holistic approach, *Isotopes Environ. Health Stud.*, 53(3), 286–297, doi:10.1080/10256016.2016.1254209, 2017.
- 705 Tipping, E. and Woof, C.: Release To the Soil Solution in Terms of Humic Charge, *Water*, 41(4), 573–586, 1990.
- Tipping, E., Chamberlain, P. M., Fröberg, M., Hanson, P. J. and Jardine, P. M.: Simulation of carbon cycling, including dissolved organic carbon transport, in forest soil locally enriched with ¹⁴C, *Biogeochemistry*, 108(1–3), 91–107,

- doi:10.1007/s10533-011-9575-1, 2012.
- Vanderborght, J. and Vereecken, H.: Review of dispersivities for transport modeling in soils, *Vadose Zo. J.*, 6(1), 29–52, 710 doi:10.2136/vzj2006.0096, 2007.
- Vasilyeva, N. A., Abiven, S., Milanovskiy, E. Y., Hilf, M., Rizhkov, O. V. and Schmidt, M. W. I.: Pyrogenic carbon quantity and quality unchanged after 55 years of organic matter depletion in a Chernozem, *Soil Biol. Biochem.*, 43(9), 1985–1988, doi:10.1016/j.soilbio.2011.05.015, 2011.
- Velasco-Molina, M., Knicker, H. and Macías, F.: The Potential of Humic Material in Sombric-Like Horizons of Two Brazilian 715 Soil Profiles as an Efficient Carbon Sink within the Global C Cycle, in *Functions of Natural Organic Matter in Changing Environment*, vol. 9789400756, edited by J. Xu, J. Wu, and Y. He, pp. 429–433, Springer Netherlands, Dordrecht., 2013.
- Wagner, S., Ding, Y. and Jaffé, R.: A New Perspective on the Apparent Solubility of Dissolved Black Carbon, *Front. Earth Sci.*, 5(September), 1–16, doi:10.3389/feart.2017.00075, 2017.
- Wagner, S., Jaffé, R. and Stubbins, A.: Dissolved black carbon in aquatic ecosystems, *Limnol. Oceanogr. Lett.*, 168–185, 720 doi:10.1002/lo2.10076, 2018.
- Wiesmeier, M., Urbanski, L., Hobbey, E., Lang, B., von Lützow, M., Marin-Spiotta, E., van Wesemael, B., Rabot, E., Ließ, M., Garcia-Franco, N., Wollschläger, U., Vogel, H.-J. and Kögel-Knabner, I.: Soil organic carbon storage as a key function of soils - A review of drivers and indicators at various scales, *Geoderma*, 333, 149–162, doi:10.1016/j.geoderma.2018.07.026, 2019.
- 725 Wood, D. J.: Characterisation of Charcoals by DRIFT, *Mikrochim. Acta*, 95(1–6), 167–169, doi:10.1007/BF01349745, 1988.
- Xiao, F. and Pignatello, J. J.: $\pi^+ - \pi$ Interactions between (hetero)aromatic amine cations and the graphitic surfaces of pyrogenic carbonaceous materials, *Environ. Sci. Technol.*, 49(2), 906–914, doi:10.1021/es5043029, 2015.
- Zhang, A., Zhou, X., Li, M. and Wu, H.: Impacts of biochar addition on soil dissolved organic matter characteristics in a wheat-maize rotation system in Loess Plateau of China, *Chemosphere*, 186, 986–993, 730 doi:10.1016/j.chemosphere.2017.08.074, 2017.
- Zhang, P., Liu, A., Huang, P., Min, L. and Sun, H.: Sorption and molecular fractionation of biochar-derived dissolved organic matter on ferrihydrite, *J. Hazard. Mater.*, 392, 122260, doi:10.1016/j.jhazmat.2020.122260, 2020.
- Zhao, Z. and Zhou, W.: Insight into interaction between biochar and soil minerals in changing biochar properties and adsorption capacities for sulfamethoxazole, *Environ. Pollut.*, 245, 208–217, doi:10.1016/j.envpol.2018.11.013, 2019.
- 735 Zimmerman, A. R.: Abiotic and Microbial Oxidation of Laboratory-Produced Black Carbon (Biochar), *Environ. Sci. Technol.*, 44(4), 1295–1301, doi:10.1021/es903140c, 2010.

740

Table 1: Soil texture, total organic carbon (TOC), $\delta^{13}\text{C}$, pH, electrical conductivity (EC), oxalate extractable Fe(o) and Al(o) and density fractions (free particulate organic matter, fPOM and mineral associated organic matter, MAOM) for the topsoil (0-10 cm depth) and subsoil (40-60 cm) of the loamy and sandy soil (± 1 SE). See section 2.4 for the used methods.

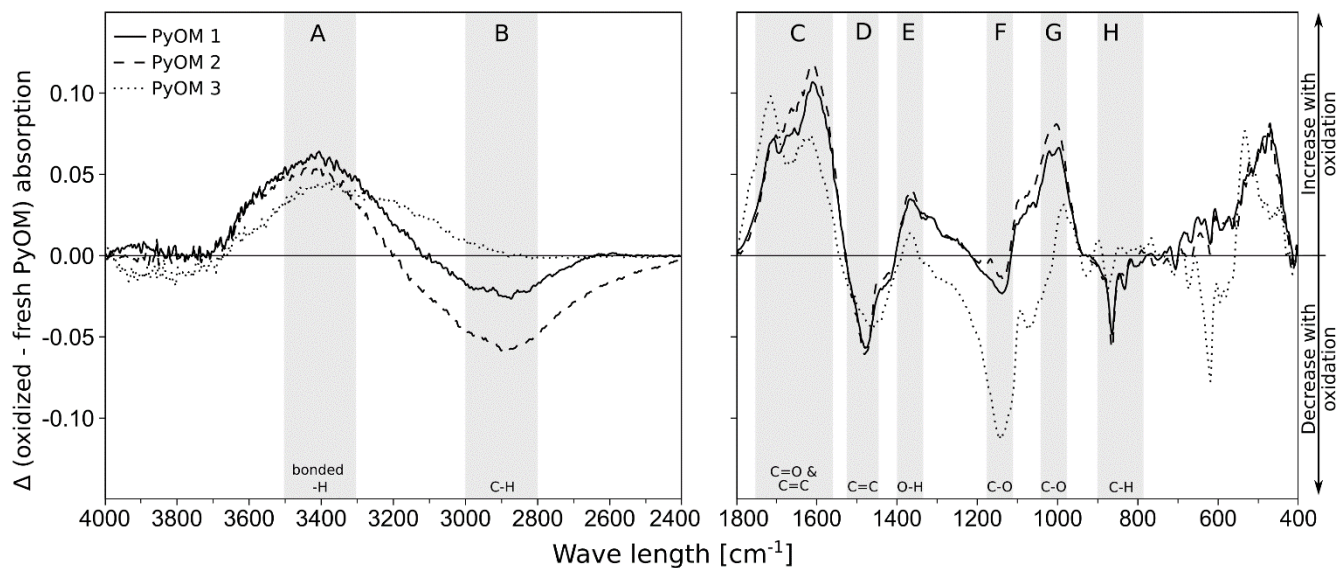
	Soil depth [cm]	Texture ¹			TOC [g kg ⁻¹ soil]	$\delta^{13}\text{C}$ [‰]	pH (CaCl ₂) [-]	EC (CaCl ₂) [mS cm ⁻¹]	Fe(o) [g kg ⁻¹]	Al(o) [g kg ⁻¹]	Density fractions	
		Sand	[%]								[% of total SOC]	
			Silt	Clay							fPOM	MAOM
Loamy soil	0-10	65	22	13	20.14 (0.67)	-29.1 (0.2)	5.3 (0.1)	2.33 (0.01)	1.85 (0.17)	1.30 (0.17)	17.2 (0.2)	82.8 (0.2)
	40-60	62	23	15	5.66 (0.18)	-28.9 (0.2)	4.0 (0.1)	2.35 (0.03)	2.12 (0.10)	1.99 (0.15)	14.3 (1.0)	85.7 (1.0)
Sandy soil	0-10	88	5	7	21.91 (0.01)	-28.8 (0.1)	3.4 (0.1)	2.45 (0.01)	1.01 (0.12)	0.43 (0.03)	73.2 (0.6)	26.9 (0.6)
	40-60	92	3	5	2.64 (0.08)	-30.1 (0.2)	4.1 (0.1)	2.34 (0.01)	0.93 (0.04)	0.83 (0.10)	41.1 (0.8)	58.9 (0.8)

¹according to WRB texture classes

745

Table 2: Total C, $\delta^{13}\text{C}$, O:C and H:C ratios of PyOM used for the corresponding soil column experiment (± 1 SE). See section 2.4 for the used methods.

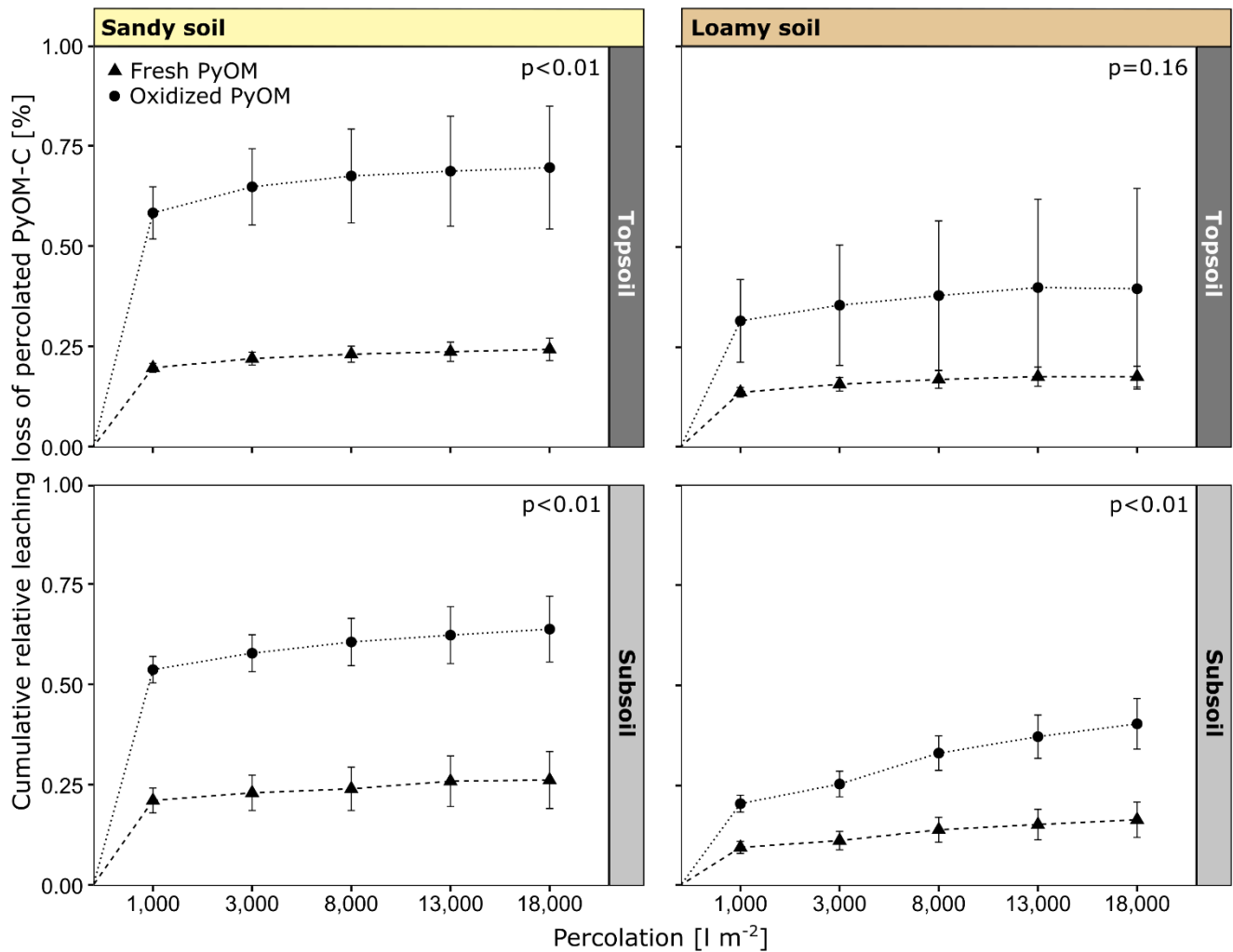
PyOM	Soil	Type	Total C	$\delta^{13}\text{C}$	O:C	H:C
			[%]	[‰]	[-]	[-]
1.	Loamy topsoil	Fresh	40.6 (0.8)	4135.7 (5.3)	0.51	0.71
		Oxidized	42.1 (1.5)	4201.7 (5.2)	0.50	0.75
2.	Loamy subsoil	Fresh	35.7 (1.2)	3471.6 (7.7)	0.55	0.72
		Oxidized	38.9 (2.1)	3457.5 (18.5)	0.54	0.72
3.	Sandy topsoil & subsoil	Fresh	48.5 (1.8)	2877.0 (5.7)	0.45	0.64
		Oxidized	49.4 (1.3)	2942.6 (3.2)	0.42	0.66



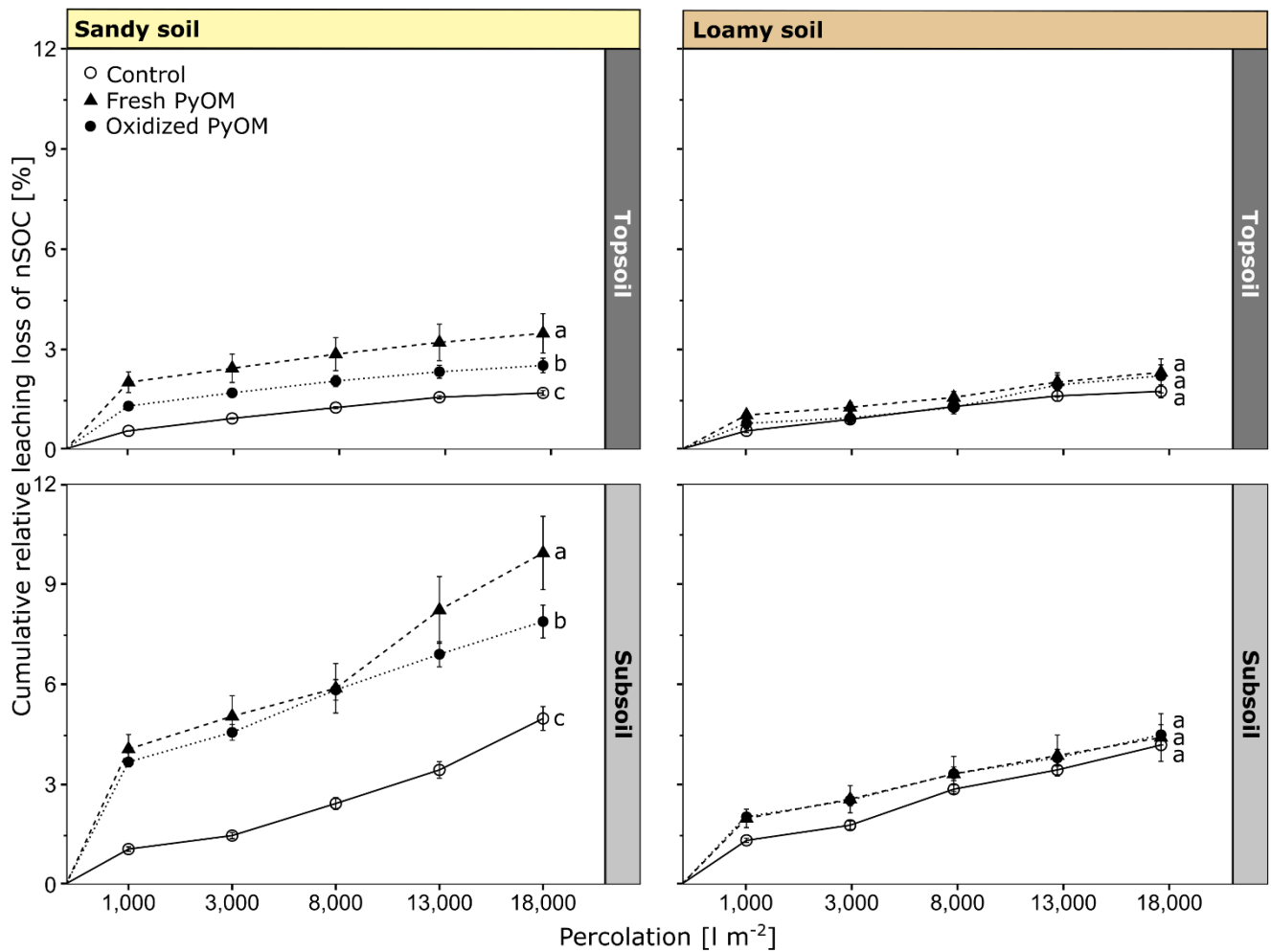
750

Figure 1: Difference of oxidized and fresh PyOM DRIFT spectra for PyOM 1 (loamy topsoil), PyOM 2 (loamy subsoil) and PyOM 3 (sandy soil). Areas A-H indicate the main changes after oxidation with the corresponding absorption bands indicating increases in A = 3500-3200 cm^{-1} , C-O bonds, hydroxyl groups and H₂O; C = 1730-1680 cm^{-1} , aromatic carbonyl/carboxyl C=O bonds and C=C bonds (1590-1560 cm^{-1} and 1620-1610 cm^{-1}); E = 1375 cm^{-1} , O-H bonds and G = 1060-1020 cm^{-1} , C-O bonds. Oxidation decreased the absorption at bands B = 2980-2820 cm^{-1} , aliphatic C-H bonds; D = 1500 cm^{-1} aromatic C=C bonds; F = 1280-1200 cm^{-1} , C-O and H-O bonds and H = 880 and 805 cm^{-1} , aliphatic C-H bonds. Decreases at 1480 cm^{-1} and 864 cm^{-1} can be assigned to a decarbonation with oxidation. See supplement (Fig. S1) for full spectra.

755



760 **Figure 2: Cumulative leaching loss of percolated fresh and oxidized PyOM from sandy and loamy topsoil and subsoil. The p-values indicate the significance of differences between fresh and oxidized PyOM after a total percolation of 18,000 $l\ m^{-2}$. All values are shown with propagated SE.**



765

Figure 3: Cumulative leaching loss of native soil organic carbon (nSOC) from sandy and loamy topsoil and subsoil for controls and columns with addition of fresh and oxidized PyOM. The significant differences ($p < 0.05$) of the total percolated nSOC after 18,000 l m⁻² are indicated by letters. All values are shown with propagated SE.

770

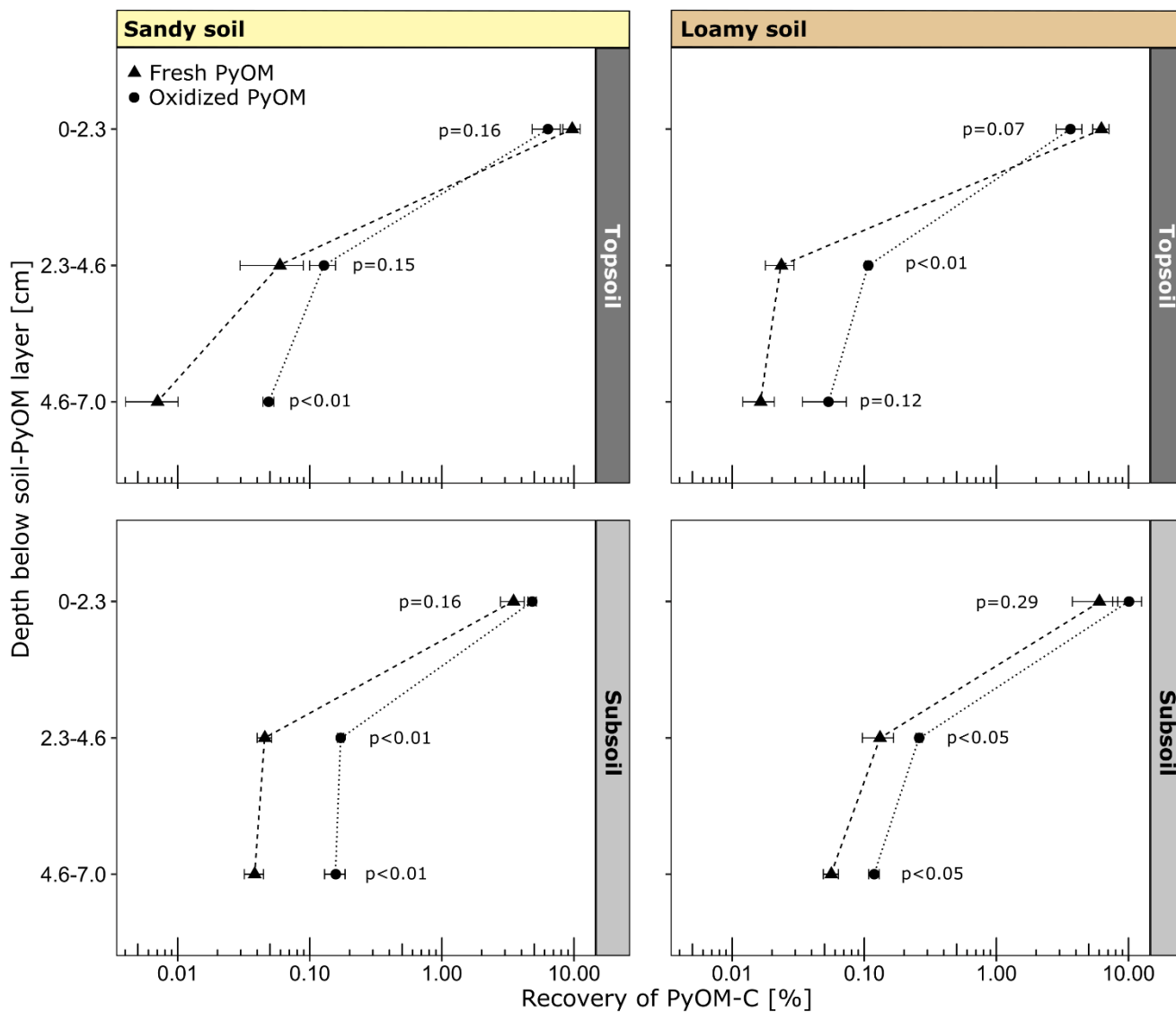
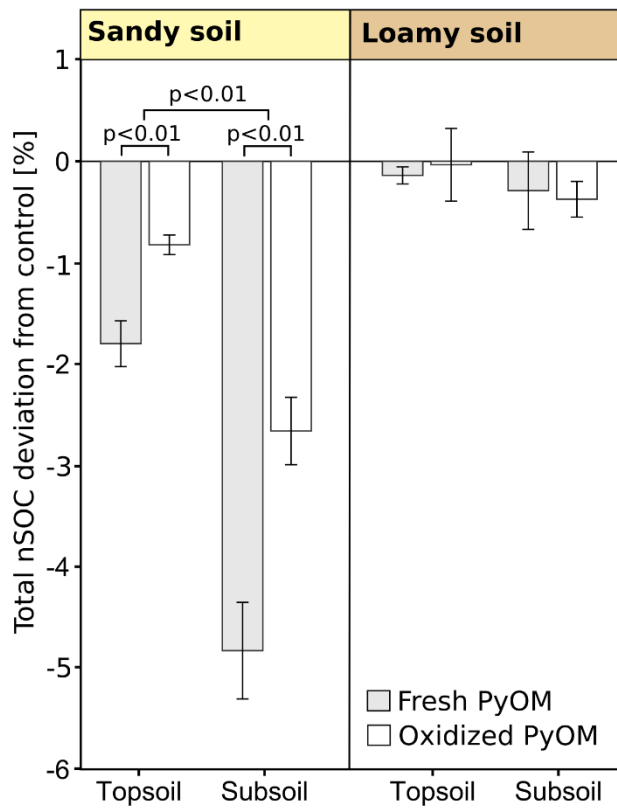


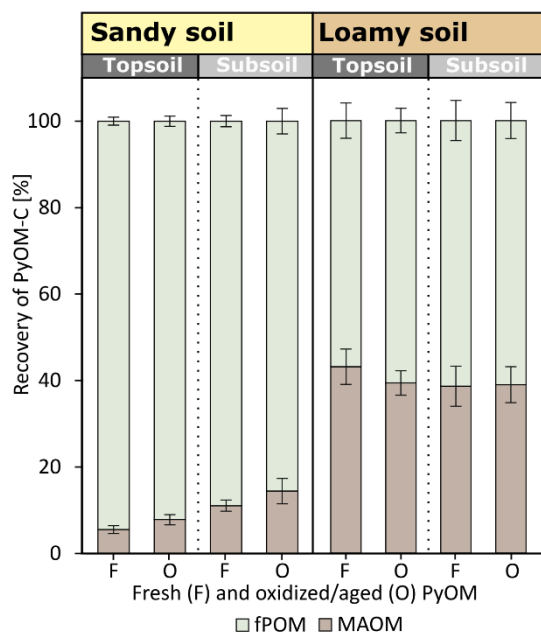
Figure 4: Recovery of PyOM-C in soil below the soil-PyOM layer of the sandy and loamy topsoil and subsoil (± 1 SE). The p-values indicate the significance of differences between fresh and oxidized PyOM at each depth.



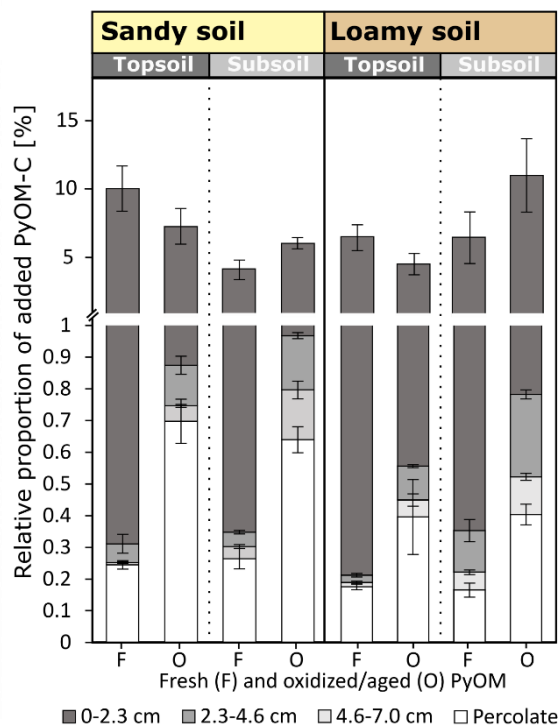
775

Figure 5: Relative deviations of native soil organic carbon (nSOC) to control of the total soils in soil columns (over all depth) after the percolation for sandy and loamy topsoil and subsoil with addition of fresh and oxidized PyOM (± 1 SE). Negative values indicate leaching losses. Significance of differences of fresh and oxidized PyOM and the significance of the deviation from the control is shown with p-values. No significant differences were found for the loamy soil.

780



785 **Figure 6: Relative recovery of fresh (F) and oxidized (O) PyOM-C in fPOM and MAOM fractions in the first layer below the soil-PyOM layer (0-2.3 cm) of sandy and loamy topsoil and subsoil (± 1 SE).**



790 **Figure 7: Total mobilized fresh (F) and oxidized (O) PyOM and its relative proportion in the percolates after total percolation and in the soil column in 0-2.3, 2.3-4.6 and 4.6-7.0 cm below the soil-PyOM application layer for the sandy and loamy topsoil and subsoil (± 1 SE). The significances are presented in Figure 2 and 4.**