

# Ideas and perspectives: Emerging contours of a dynamic exogenous kerogen cycle

Thomas M. Blattmann<sup>1</sup>

<sup>1</sup>Biogeochemistry Research Center, Research Institute for Marine Resources Utilization, Japan Agency for Marine-Earth Science and Technology (JAMSTEC), 2-15 Natsushima-cho, 237-0061 Yokosuka, Japan

*Correspondence to:* Thomas M. Blattmann (blattmannt@jamstec.go.jp)

**Abstract.** Growing evidence points to the dynamic role that kerogen is playing on Earth's surface in controlling atmospheric chemistry over geologic time. Although quantitative constraints on the weathering of kerogen remain loose, its changing weathering behavior modulated by the activity of glaciers suggests that this largest pool of reduced carbon on Earth may have played a key part in atmospheric CO<sub>2</sub> variability across recent glacial-interglacial cycles and beyond. This work enunciates the possibility of kerogen oxidation as a major driver of atmospheric CO<sub>2</sub> increase in the wake of glacial episodes. This hypothesis of centennial and millennial-timescale relevance for this chemical weathering pathway is substantiated by several lines of independent evidence synthesized in this contribution including the timing of atmospheric CO<sub>2</sub> increase, atmospheric CO<sub>2</sub> isotope composition (<sup>13</sup>C and <sup>14</sup>C), kerogen oxidation kinetics, observations of kerogen reburial, and modeling results. The author hypothesizes that the deglaciation of kerogen-rich lithologies in western Canada contributed to the characteristic deglacial increase in atmospheric CO<sub>2</sub>, which reached an inflection point  $\leq 300$  years after the Laurentide Ice Sheet retreated into the kerogen-poor Canadian Shield. Based on a scenario of 600 PgC released to the atmosphere by kerogen oxidation, a back-of-the-envelope isotope mass balance suggests a glacial-interglacial regrowth of the biosphere on the order of 1000 PgC to accommodate the addition of isotopically light carbon in Earth surface carbon pools, an estimate in the same ballpark as estimates from palaeoecological studies and a point key for reconciling the hypothesis with the carbon isotope record of marine dissolved inorganic carbon. In order to test this hypothesis, quantitative constraints on the contribution of kerogen oxidation to CO<sub>2</sub> rise at glacial terminations are needed through (1) systematic studies on CO<sub>2</sub> fluxes emanating from the weathering of different lithologies, (2) oxidation kinetics of kerogen along glacial chronosequences, and (3) high-resolution temporal changes in the aerial extent of glacially exposed lithological units and glacial flour.

## 1 Introduction

Over geologic timescales, atmospheric CO<sub>2</sub> is controlled by the combined effects of chemical weathering of silicates and carbonates and the organic carbon cycle (Berner et al., 1983; Berner, 1990; Torres et al., 2014). Organic carbon in the form of

kerogen<sup>1</sup> comprises around 15 million PgC, which encompasses over 99.9% of reduced carbon present on Earth. Tectonic uplift and denudation subjects 150 PgC/kyr of kerogen to weathering on Earth's surface (Hedges and Oades, 1997) thereby facilitating entry of this geologically ancient carbon into the atmosphere. Upon oxidation of kerogen, O<sub>2</sub> is consumed and CO<sub>2</sub> is released to the atmosphere. In reverse, biospheric organic carbon burial in marine sediments removes carbon from Earth's surface thereby drawing down atmospheric CO<sub>2</sub> and increasing O<sub>2</sub> over geological timescales (Galy et al., 2008). Therefore, kerogen weathering and sedimentary organic matter burial in the ocean play compensatory roles in governing atmospheric chemistry (Fig. 1) with kerogen oxidation considered important for atmospheric chemistry over million-year timescales (e.g., Petsch, 2014; Bolton et al., 2006).

However, the decay of kerogen on Earth's surface is incomplete (e.g., Hemingway et al., 2018; Leythaeuser, 1973), with physical erosion followed by riverine transport (Galy et al., 2015) and reburial in lacustrine and marine settings (e.g., Blattmann et al., 2018a; Blattmann et al., 2019b; Cui et al., 2016; Sackett et al., 1974; Sparkes et al., 2020). The operation of this "simple cycle besides the more complicated common circulation of carbon", enunciated by Sauramo (1938), begs the questions (i) what is the reburial efficiency of kerogen, (ii) what is the weathering efficiency of kerogen, (iii) what are their controlling factors, and (iv) how do reburial and weathering efficiency vary over geologic time and space? The answers presented will suggest that the exogenous kerogen cycle behaves dynamically with this contribution hypothesizing a connection between kerogen oxidation and millennial/centennial-scale atmospheric CO<sub>2</sub> increases during glacial terminations.

## 2 Carbon isotopes and contradictions?

Driven mainly by orbital cyclicity, glaciers have rhythmically waxed and waned across Earth's surface together with changes in atmospheric chemistry, including the greenhouse gas CO<sub>2</sub> (Hays et al., 1976; Barnola et al., 1987). The amount and carbon isotope composition of atmospheric CO<sub>2</sub> (Fig. 2) depend on (1) the terrestrial biospheric organic carbon pool, (2) the dissolved inorganic carbon (DIC) pools residing in the surface and deep ocean, (3) exchanges between the atmosphere and the terrestrial biosphere and ocean, and (4) the export of organic matter and carbonate from the surface to deep waters and sediments of the oceans (Sigman and Boyle, 2000). During deglaciation, an increasingly large terrestrial biospheric carbon pool (Bird et al., 1994; Shackleton, 1977; Shackleton et al., 1983) is inferred to have controlled an increase in the stable carbon isotope composition of marine DIC, reconstructed primarily from foraminifera (e.g., Schmittner et al., 2017). However, during times of most rapid CO<sub>2</sub> increase during transitions from glacial to interglacial periods, negative stable carbon isotope shifts in atmospheric CO<sub>2</sub> occurred (Fig. 3; Smith et al., 1999; Schmitt et al., 2012). This is a strong indicator that, in conjunction with ocean-air exchange, respired organic matter acted as a direct source of carbon to the atmosphere (Bauska et al., 2016). Organic matter can be categorized into biospheric and lithogenic (i.e., kerogen) forms, with both exhibiting similar <sup>13</sup>C signatures yet modern and dead <sup>14</sup>C signatures, respectively (e.g., Lewan, 1986; Meyers, 1994). The constraints imposed by radiocarbon

---

<sup>1</sup> In this work, kerogen is used as an umbrella term for all rock-derived forms of reduced carbon including soluble, insoluble, rock disseminated, rock forming, solid and liquid forms, as well as fossil palynomorphs, biogenic and abiogenic graphite.

indicate there was a source of carbon to the atmosphere and ocean depleted in or devoid of radiocarbon (Broecker and Clark 2010; Hain et al., 2014; Rafter et al., 2019; Zhao et al., 2018), thereby limiting the potential contributions from a modern biospheric organic carbon source. Other studies have proposed that carbon sourced from deep ocean DIC was the predominant source for carbon transferred to the atmosphere during glacial terminations (e.g., Hain et al., 2014). However, this hypothesis appears inconsistent with the negative fluctuation observed in the  $^{13}\text{C}$  fingerprint of atmospheric  $\text{CO}_2$  (see discussion in Broecker and McGee, 2013). This leaves us with some apparent contradictions. If there was a source of oxidized organic matter to the atmosphere, how is this reconcilable with the changes in the carbon isotope trajectory of marine DIC? From the author's perspective, this is where a new idea is needed.

Unlike the global, nearly unison rhythm of the glacial-interglacial marine oxygen isotope record, the global deglacial increase in carbon isotopes shows a notable exception: For much of the North Atlantic, the Holocene stable carbon isotope values of DIC are lighter than those of the Last Glacial Maximum (e.g., Peterson et al., 2020; Broecker and McGee, 2013; Bouttes et al., 2020). From the author's perspective, this is notable because the northernmost Atlantic is the locus of major downwelling driving global thermohaline circulation (de Carvalho Ferreira and Kerr, 2017). The negative shift observed in the North Atlantic was modeled by Crichton et al. (2016) showing this is explainable by the marine uptake and subduction of light carbon released to the atmosphere by terrestrial organic matter oxidation (hypothesized as permafrost in their case). Furthermore, Crichton et al. (2016) model the positive carbon isotope shift in DIC observed in the South Atlantic demonstrating that contemporaneous positive and negative shifts in different ocean sectors are reconcilable with the release of isotopically light carbon from land. On a global scale, how could the stable carbon isotope mass balance add up if a scenario of organic matter oxidation is assumed? In addition, is it reconcilable with the global marine DIC carbon isotope shift? An example of such a budget is shown in Table 1, which pegs atmospheric  $\text{CO}_2$  and marine DIC stable carbon isotope shifts to recorded values and uses constraints of carbon pools sizes (see table caption for references). While the constraints lead to an array of solutions depending on the degrees of freedom chosen and which literature values one accepts for the various parameters, a plausible budget is shown in Table 1. This solution assumes a constant marine dissolved OC pool size and requires an increase in the ratio biomass of  $\text{C}_3$  to  $\text{C}_4$  vegetation to maintain isotope mass balance until the ratio reaches the modern-day value of about 4:1 (Still et al., 2003), which is plausible given the large-scale change in vegetation across glacial-interglacial cycles (Adams et al., 1990; Huang et al., 2001). The terrestrial OC pool increase of 920 PgC is larger than usually computed using carbon isotopes of marine DIC, but lies in the range expected from palynological observations (see Table 1 in Zeng, 2003; see also Crowley, 1995 and discussion in Jeltsch-Thömmes et al., 2019). These calculations are back-of-the-envelope as constraints like the glacial-interglacial change in the carbon isotope composition of DIC carry heavy weight and considerable uncertainty ( $+0.34 \pm 0.19\%$  2- $\sigma$ , Peterson et al., 2014). Additionally, the fitted values  $\text{C}_4$  and  $\text{C}_3$  vegetation amounts are sensitive to other parameters such as the change in marine DIC pool size and are therefore limited in their value to proof of concept: These calculations show that the release of  $\text{CO}_2$  from organic matter such as kerogen is compatible with 1) the negative perturbation in atmospheric  $\text{CO}_2$  during the glacial-interglacial transition, 2) the increase in the carbon isotope composition of global marine DIC, and 3) general carbon pool size constraints. Complementing the widely supported hypotheses of an increasing terrestrial

biospheric organic carbon pool and major changes in ocean-atmosphere CO<sub>2</sub> exchange (e.g., Shackleton, 1977; Lindgren et al., 2018; Sigman and Boyle, 2000), the author will suggest major release of CO<sub>2</sub> to the atmosphere via kerogen oxidation during deglaciation.

### 95    **3 Kerogen and glaciers – Dynamic modulators of the global carbon cycle?**

Chemical weathering of silicates and carbonates as well as the burial and oxidation of organic matter exert fundamental control over atmospheric chemistry on Earth over geologic timescales (Berner et al., 1983; Berner, 1990; Hilton and West, 2020; Petsch, 2014). On modern-day Earth, carbon sources and sinks from mineral weathering (i.e., silicates and carbonates via carbonic and sulfuric acids) and biogeochemical fluxes (i.e., organic matter burial and kerogen oxidation) stand in fine balance  
100 to one another with contrasting concoctions of these under different tectonosedimentary settings (e.g., Bufe et al., 2021; Hilton and West, 2020; Blattmann et al., 2019a; Horan et al., 2019). Deglaciation likely modulated silicate and carbonate weathering resulting in enhanced (temporary) drawdown of atmospheric CO<sub>2</sub> (e.g., Tranter, 1996; Gibbs and Kump, 1996; Munhoven and François 1996; c.f., Schachtman et al., 2019). Glaciers have been invoked as agents for accelerating chemical weathering of carbonate and silicate minerals by increasing sediment yield and creating high surface area, reactive substrate (Torres et al.,  
105 2017; Vance et al., 2009; Yu et al., 2021), with carbonate weathering constituting a source of CO<sub>2</sub> to the atmosphere when sulfuric acid, stemming from oxidized sulfide minerals, is involved (c.f., Torres et al., 2014; Kölling et al., 2019). In the following, the idea of glaciers producing reactive substrate susceptible to chemical weathering is reviewed and explored for kerogen.

Evidence accumulated from over a century of scientific studies supports the idea that the reburial of kerogen was more  
110 extensive during cold interludes in Earth history where glacial erosion and ice rafting was widespread (Blattmann et al., 2018b). This general pattern of kerogen reburial is observed spatially today with more efficient reburial in high latitude glaciated regions than in low latitude sedimentary systems (Cui et al., 2016). This enhanced reburial efficiency strengthens the short-circuiting of the exogenous kerogen cycle by keeping this ancient, reduced carbon locked away. However, under glaciofluvial conditions, the entry of kerogen-bound carbon into surficial carbon pools is promoted (Horan, 2018), with glacial meltwater  
115 releasing dissolved organic matter from kerogen, which is readily degraded and consumed by microbes (Hood et al., 2009; Schillawski and Petsch, 2008; Sharp et al., 1999). Additionally, frost shattering, together with the retreat of glaciers, exposes finely ground, high surface area, reactive sediment, thereby accelerating oxidation and the release of kerogen-derived CO<sub>2</sub> to the atmosphere (Fischer and Gaupp, 2005; Horan et al., 2017). The initially strong input of kerogen-derived CO<sub>2</sub> would die down as the availability of glacially ground, reactive kerogen declines into an interglacial period. Enhanced degradation of  
120 kerogen in the wake of glacial episodes is consistent with observations from areas of ongoing deglaciation (Horan et al., 2017). Contemporaneous perturbations in CO<sub>2</sub> fluxes are expected to result for silicate and carbonate weathering via carbonic and sulfuric acids (Vance et al., 2009; Torres et al., 2014). However, kerogen oxidation, owing to its faster weathering kinetics and direct conversion to CO<sub>2</sub> leads to considerable losses in kerogen content over decadal timescales (Horan et al., 2017 and

references therein; Fischer et al., 2007). This is a process by which CO<sub>2</sub> can be injected directly into the atmosphere and impact  
125 glacial-interglacial cycles (Fig. 2).

In the following, quantitative arguments are presented: Of the approximately 150 PgC/kyr of kerogen reaching the Earth's  
surface ( $F_L$ ; Hedges and Oades, 1997),  $43^{+61}_{-25} \frac{\text{PgC}}{\text{km}^2\text{yr}}$  is currently exported by rivers to oceans ( $F_{L-O}$ ; Galy et al., 2015; Copard  
et al., 2007), indicating that the modern-day reburial efficiency of this carbon lies in the ballpark of 30% (10-70%). Normalized  
to global land area ( $A_L = 149,000,000 \text{ km}^2$ ), the flux of carbon due to oxidation of kerogen to the atmosphere ( $F_{L-A}$ ) can be  
130 calculated from:

$$F_{L-A} = \frac{F_L - F_{L-O}}{A_L} \quad (\text{Equation 1})$$

Here, equation 1 yields a modern-day global  $F_{L-A}$  of  $0.72^{+0.17}_{-0.41} \frac{\text{MgC}}{\text{km}^2\text{yr}}$ . Reports of local and regional CO<sub>2</sub> fluxes from kerogen  
135 oxidation are based on disparate study sites and methods (Table 2). From this, reported CO<sub>2</sub> fluxes stemming from oxidation  
of rock disseminated forms of kerogen and across larger catchment areas under aerobic conditions span over two orders of  
magnitude ranging from 0.3 to  $64 \frac{\text{MgC}}{\text{km}^2\text{yr}}$ . The only quantities available for catchments of ongoing deglaciation stem from the  
Southern Alps of New Zealand, which are one to two orders of magnitude faster than those of the average Earth surface  
(ranging between  $9\text{-}50 \frac{\text{MgC}}{\text{km}^2\text{yr}}$ ; Horan et al., 2017). Taking this flux range as a working estimate, how would kerogen oxidation  
140 translate into changes in atmospheric CO<sub>2</sub> concentration? In Zeng's (2003) modeling work postulating soil oxidation upon  
retreat of overriding glaciers, the effect of continuous inputs of organic matter-derived carbon directly to the atmosphere are  
calculated: 550 PgC oxidized lead to 60 PgC increase in atmospheric CO<sub>2</sub> (30 ppm increase). Similarly, modeling by Simmons  
et al. (2016) also propose the oxidation of overridden soil organic carbon subsequent to deglaciation and calculate a 600 PgC  
release resulting in a 40-60 ppm increase in atmospheric CO<sub>2</sub> (c.f., also Ciais et al. (2012) who calculate the deglacial oxidation  
145 of 700 PgC of an "inert" terrestrial organic carbon pool). The idea of soil oxidation is mathematically analogous to kerogen  
oxidation in the hypothesis presented here. How much area of deglaciated terrain ( $A_D$ ) would therefore be needed to release  
550-600 PgC of kerogen-derived carbon? Using Zeng's (2003) and Simmons et al.'s (2016) carbon release estimates  
( $550 \text{ PgC} \leq C_R \leq 600 \text{ PgC}$ ) and Horan et al.'s (2017) kerogen oxidation kinetics ( $9 \frac{\text{MgC}}{\text{km}^2\text{yr}} \leq F_{KO} \leq 50 \frac{\text{MgC}}{\text{km}^2\text{yr}}$ ) over a 6,000-  
year time window ( $T_{G-I}$ , timespan of pronounced CO<sub>2</sub> increase over the glacial-interglacial transition; see Fig. 3) and  
150 subtracting global average baseline kerogen oxidation ( $F_{L-A} \approx 0.72^{+0.17}_{-0.41} \frac{\text{MgC}}{\text{km}^2\text{yr}}$ ; see Eq. 1):

$$A_D = \frac{C_R}{T_{G-I} * (F_{KO} - F_{L-A})} \quad (\text{Equation 2})$$

With calculated  $A_D$  yielding between 2 and 12 million km<sup>2</sup>, in the most conservative estimate, 12 million km<sup>2</sup> of deglaciated terrain containing sedimentary and metasedimentary rocks and their debris (glacial flour accumulated over millennia of glaciation) would cover the source. In comparison, Canada covers approximately 10 million km<sup>2</sup>, which was mostly covered by the Laurentide Ice Sheet during the Last Glacial Maximum. With this, a plausible scenario for releasing kerogen-derived CO<sub>2</sub> to the atmosphere that could account for a 30-60 ppm rise during the glacial-interglacial transition encompassing an area equal to or less than the terrestrial extent of the Laurentide Ice Sheet is identified. Similar to the oxidation fluxes reported from deglaciating catchments (Horan et al., 2017) are those reported for the in-situ weathering of massive outcrop formations of marls and shales (e.g., Soulet et al., 2018; Littke et al., 1991; see Table 2). Kerogen oxidation fluxes appear higher for catchments showing larger glacial coverage (Horan et al., 2017) suggesting that the relative contribution of freshly exposed and ground bedrock is highest for these areas and that kerogen oxidation fluxes progress over the course of deglaciation. The CO<sub>2</sub> flux emanating from kerogen oxidation in soils formed from glacial till (Keller and Bacon, 1998) suggests that oxidation fluxes an order of magnitude greater than the global average can sustain for millennia after deglaciation. However, a systematic chronosequence understanding is currently lacking that allows conclusions to be drawn as a variety of factors (e.g., lithology, initial kerogen content, grain size) exert control over kerogen oxidation (c.f., Fischer and Gaupp, 2005; Bolton et al., 2006; Martínez and Escobar, 1995). The bedrock and river sediments of the Southern Alps are relatively lean in kerogen (Copard et al., 2007; Horan et al., 2017). Therefore, for deglaciating landscapes exposing glacially ground kerogen-rich lithologies, larger oxidation fluxes than those reported from the Southern Alps can be expected, increasing and decreasing the plausible ranges for  $F_{KO}$  and  $A_D$ , respectively (see next section).

Long-term accelerated decline in the radiocarbon concentration of atmospheric CO<sub>2</sub> parallel to an overall increase in CO<sub>2</sub> amount occurred since the Last Glacial Maximum (Reimer et al., 2013; Roth and Joos, 2013). Consistent with such a dilutional process, kerogen oxidation releases radiocarbon-dead CO<sub>2</sub> to the atmosphere. During the time period of greatest CO<sub>2</sub> increase from 17.5 until 11.5 kyr before present, the rate of decline in the concentration of <sup>14</sup>C in atmospheric CO<sub>2</sub> is greatest and averages about 35 ‰/kyr (Fig. 3; c.f., Broecker and Barker (2007)). With the release of 500 PgC (radiocarbon-dead) to the atmosphere over deglaciation, a drop in 100 to 200 ‰  $\Delta^{14}\text{C}$  of atmospheric CO<sub>2</sub> can be expected (see calculations by Zeng, 2007). Kerogen oxidation would also release isotopically light carbon to the atmosphere, which is also consistent with the atmospheric record (Fig. 3; Bauska et al., 2016). Finally, driven by orbital forcing (Hays et al., 1976), the response in atmospheric CO<sub>2</sub> faithfully echoing increasing global temperatures and diminishing glaciated terrain (Sigman and Boyle, 2000; Stips et al., 2016) goes hand in hand with continuous aerial exposure and enhanced oxidation of finely ground, reactive kerogen (Fig. 2).

#### 4 A Canadian tale. And what about microbes?

Kerogen exposed on Earth's surface is distributed unevenly, with kerogen-rich surface lithologies extending across much of western Canada (see Fig. 2 in Copard et al., 2007). These areas experienced dramatic deglaciation across the 17.5-11.5 ka

timeframe (Fig. 4; Dyke, 2004; Dalton et al., 2020). In addition to the widespread occurrence and high abundance of rock disseminated forms of kerogen, there are also notable surficial occurrences of hydrocarbon-rich lithologies including coal and oil sands within the deglaciated terrains of western Canada. Within the Province of Alberta, Andriashek and Pawlowicz (2002) report the widespread occurrence of reworked shale and bitumen in Quaternary till stemming from Cretaceous shales and the oil sands, with unoxidized and oxidized forms present, and the latter enhanced by aerial exposure across paleosurfaces. Today, bituminous erratic boulders are found strewn around the region over tens of thousands of square kilometers (Rutherford, 1928; Andriashek, 2018). As Andriashek (2018) points out, Rutherford (1928) states: “There are perhaps many more occurrences of bituminous sand within the glacial deposits of Alberta, but since they weather comparatively readily and become covered with soil, they are not likely to be detected unless by accident, ...”. This observation of rapid weathering of bitumen indicates that today’s occurrences in glacial tills represent the tip of the iceberg of what once was present. Laboratory incubations simulating CO<sub>2</sub> respiration from bituminous materials reveal fluxes that are markedly higher than those associated with oxidation of rock disseminated forms of kerogen (see Table 2). Chang and Berner (1998, 1999) report subaquatic bituminous coal oxidation (calculated  $>300 \frac{MgC}{km^2 yr}$ ) releasing CO<sub>2</sub> at rates 1-2 orders of magnitude higher than those reported for rock disseminated kerogen, and 3 orders of magnitude greater than the average for Earth’s surface. Microbes likely play key roles in assimilating and releasing this ancient organic carbon as CO<sub>2</sub> to the atmosphere (ZoBell, 1946; Hemingway et al., 2018) with microbial communities on the surface colonizing oil sand-derived bitumen under both summer and winter conditions (Wyndham and Costerton, 1981; Wong et al., 2015). Biodegradation is accelerated during summer months when temperatures of subaerially exposed outcrops of oil sands reach 60°C (Wong et al., 2015). Field experiments show a 2.2-fold increase in kerogen-derived CO<sub>2</sub> with 10°C increase (Soulet et al., 2021). Microbial degradation experiments on bitumen (Ait-Langomazino et al., 1991) reveal an even greater CO<sub>2</sub> release when extrapolated to natural systems (e.g., oil sands, see Table 2) exceeding  $18 \frac{MgC}{km^2 day}$ , over one hundred times greater than the highest CO<sub>2</sub> flux released by rock disseminated kerogen oxidation. Other laboratory-based studies (e.g., Uribe-Alvarez et al., 2011) that investigated the oxidative decay of hydrocarbon fractions also suggest similarly high fluxes when scaled to natural systems, even though these studies were conducted over periods of only a few weeks. Such observations likely overestimate long-term natural fluxes over multiple years and decades, while the fluxes reported by Chang and Berner (1998, 1999) likely represent an underestimate due to sample storage for several years prior to analysis and the absence of microbial activity under their experimental conditions. Additionally, comparable quantities of kerogen-derived CO<sub>2</sub> can also be released under anaerobic conditions, which may become relevant under warming glaciers (e.g., Bertassoli Jr. et al., 2016; Rogieri Pelissari et al., 2021; see also Sharp et al., 1999; Sharp and Tranter, 2017). Overall, it is conceivable that super carbon source terrains (hypothetically, areas laced or covered with coal, bituminous materials, etc.) across western Canada could supply an overproportionate quantity of radiocarbon dead CO<sub>2</sub> to the atmosphere during glacial-interglacial transitions.

By 11.5 ka before present, the pronounced rise in atmospheric CO<sub>2</sub> had subsided. By this time, the Laurentide Ice Sheet had retreated beyond the easternmost reaches of the Western Canadian Sedimentary Basin and was exposing bedrock from the

relatively kerogen-poor, highly metamorphosed Canadian Shield (Fig. 4; Dalton et al., 2020). The timing of the inflection point in the rise of CO<sub>2</sub> occurs  $\leq 300$  years after the entire western edge of the Laurentide Ice Sheet advanced onto the Canadian Shield suggests diminishing decay of kerogen and relaxation of the landscape. By this time, the rate of soil organic carbon sequestration in these paraglacial landscapes begins to pick up substantially (Harden et al., 1992). Lithologies of the Fennoscandian Shield and most of its adjacent landmasses (deglaciated eastern and southern sectors of the Fennoscandian Ice Sheet; see Stroeven et al., 2016 and Copard et al., 2007) contain relatively low kerogen contents, therefore limiting its contribution to atmospheric CO<sub>2</sub> rise in the wake of Fennoscandian Ice Sheet retreat. Glacially ground graphite shed from these highly metamorphosed rocks is chemically recalcitrant and is mostly redeposited (Sauramo, 1938; Sackett et al., 1974; Sparkes et al., 2020). Geophysical arguments propose that the relatively narrow timing of the Laurentide Ice Sheet's isochrons retreating into the Canadian Shield is more than coincidence: the lithological base and its overlying glacial till, influence the dynamics of ice sheet retreat with the Western Canadian Sedimentary Basin representing a deformable base while the Canadian Shield behaves rigidly providing an explanation for why the geological and ice sheet isochron map show similarities (Clark, 1994 and see Fig. 3 therein; Licciardi et al., 1998). At the same time in the context of the kerogen oxidation hypothesis, this offers an explanation for the well-defined inflection point in the rise of atmospheric CO<sub>2</sub> characteristic for glacial-interglacial transitions.

In the bigger picture, during Earth's recent glacial episodes, the Laurentide Ice Sheet was the most extensive element of the cryosphere that waxed and waned across the continents (Batchelor et al., 2019) and, in conjunction with its lithological underpinning (Copard et al., 2007), likely played the largest role in releasing kerogen-derived CO<sub>2</sub> to the atmosphere upon glacial retreat. However, estimates of CO<sub>2</sub> fluxes emanating from bedrock show a wide range (Table 2) and there is considerable uncertainty in our current state of knowledge: Dedicated biogeochemical weathering studies that provide estimates of CO<sub>2</sub> fluxes from bedrock-derived kerogen under relevant environmental conditions and over appropriate timescales are lacking. Chronosequence studies of kerogen oxidation rates in deglaciated terrains are needed to provide constraints on time-integrated CO<sub>2</sub> release to the atmosphere. In tandem with this, quantification is needed for (temporary) kerogen reburial in subaerial and subaquatic terrestrial systems (e.g., moraines, lakes) on global and regional scales (e.g., Meybeck, 1993; Vonk et al., 2016; Blattmann et al., 2019b; Fox et al., 2020). Such information in conjunction with high resolution reconstructions of changes in land ice extent and the lithologies of bedrock and glacial till (including data on kerogen content and its stable carbon isotope composition) exposed by glacial retreat can, in theory, quantitatively disentangle the time-integrated contribution of kerogen-derived CO<sub>2</sub> to the atmosphere during glacial-interglacial transitions.

## 5 Tackling geologic deep time

While modern day kerogen weathering and reburial efficiencies are only loosely constrained, even less is known about how they varied back in geologic time. Overarching controls on these processes include the mode of erosion and transport ranging from glacial to glaciofluvial to fluvial, remineralization intensity, controlled by continental margin type and geomorphology,



and the intrinsic reactivity of the kerogen present locally (Blair and Aller, 2012; Blattmann et al., 2018b). Also important are the bedrock lithology and regolith composition which have been hypothesized to exert feedback on temporal patterns of glacial-interglacial cyclicity (e.g., Roy et al., 2004; Zeng, 2007). For the Paleocene-Eocene Thermal Maximum, an extreme greenhouse episode, evidence increasingly suggests that enhanced remineralization and leaching of kerogen (Boucsein and Stein, 2009; Lyons et al., 2019), possibly enhanced by the activity of microbes (Hemingway et al., 2018; Petsch et al., 2001), increased the flux of carbon entering actively circulating pools on Earth's surface. Over Earth's history on  $10^9$  year timescales, the reburial efficiency of kerogen presumably varied as a function of atmospheric  $O_2$  content, with lower  $O_2$  contents tied to higher reburial efficiency (Daines et al., 2017). Kerogen is surmised to have acted as a major source of carbon to the atmosphere and as an "antioxidant" during the early rise of atmospheric  $O_2$  (Daines et al., 2017; Kump et al., 2011) and balancing  $O_2$  levels over the Cenozoic (Galvez, 2020; see also Derry and France-Lanord (1996) for discussion on Paleogene). Across multiple glacial-interglacial cycles, enhanced kerogen oxidation would also be consistent with declining atmospheric  $O_2$  on  $10^6$  yr timescales (Stolper et al., 2016).

In order to understand changes in atmospheric chemistry through geologic time, in addition to comprehensively budgeting the effect of mineral chemical weathering (Blattmann et al., 2019a; Horan et al., 2019; Hilton et al., 2014), the changing efficiency of the oxidation and reburial of kerogen needs to be evaluated. Direct quantification of kerogen found reburied in sediments is often associated with considerable uncertainty owing to uncertainties in organic matter source apportionment (e.g., Lin et al., 2020; Blattmann et al., 2019b) and uneven spatial dispersal (e.g., Blattmann et al., 2018a; Cui et al., 2016). While radiocarbon was paramount for quantifying and establishing the importance of the reburial of kerogen in recent times (Blattmann et al., 2018b), its utility diminishes quickly for strata that pre-date the Last Glacial Maximum owing to its radioactive decay. However, associated with kerogen are a promising suite of trace elements and their respective isotope signatures including, among others, rhenium (Hilton et al., 2014; Horan et al., 2017), osmium (Georg et al., 2013; Ravizza and Esser, 1993), and iodine (Moran et al., 1998) as well as clay minerals (Blattmann and Liu, 2021), that can be exploited to trace sedimentary kerogen and its degradation. In the case of osmium, seawater records reveal isotopic shifts at the beginning of interglacial periods that are attributable to kerogen oxidation (Georg et al., 2013; compare discussions in Peucker-Ehrenbrink and Ravizza, 2020), consistent with the hypothesis presented here. More research constraining the exogenous kerogen cycle by quantification of reburied kerogen inputs (e.g., iodine isotopes, organic petrology) and kerogen oxidation recorded by chemical weathering proxies (e.g., osmium isotopes) is needed to put the presented hypothesis to the test.

## 6 Synthesis and outlook

In a nutshell, the hypothesis presented proposes the following: Less than 300 years after the Laurentide Ice Sheet retreated east past the easternmost edges of the kerogen-rich Western Canadian Sedimentary Basin, atmospheric  $CO_2$  levels stabilized and the rate of decrease in  $^{14}C$  concentrations of  $CO_2$  subsided (Figs. 3 and 4). This inflection point is mirrored in the lithologies of the Canadian Shield that were exposed during deglaciation, which contain relatively minor amounts of reactive kerogen.

Within the context of the presented hypothesis, the coincidence in time of global trends in atmospheric chemistry with spatiotemporal patterns in the distribution of freshly exposed deglaciated terrain impregnated with oxidizable and biodegradable kerogen and bituminous materials suggests that a burst (or bursts) of respired CO<sub>2</sub> contributed to the characteristic deglacial increase in atmospheric CO<sub>2</sub>. As soon as glacially ground shales and bituminous materials either exhausted their labile kerogen content and/or became buried by soil and vegetation taking hold on the deglaciated landscape, classically considered processes (land-ocean exchange, biospheric uptake, etc.) reassumed dominant control on fluctuations of atmospheric chemistry. As a corollary of this hypothesis: CO<sub>2</sub> rise within the envelope of glacial-interglacial cyclicity would primarily have responded as a slave to orbitally controlled glacial retreat across kerogen impregnated landscapes as a result of global temperature increase. CO<sub>2</sub> rise may therefore lead or lag global temperature depending on the spatiotemporal patterns of glacial retreat that exposing glacially ground, kerogen-rich or even bituminous parent material.

Various mechanisms have been proposed to explain CO<sub>2</sub> increases at glacial interglacial transitions including for example the solubility pump hypothesis, iron fertilization hypothesis, ocean circulation hypotheses and many more (see hypotheses and reviews by Martin, 1990; Broecker and Peng, 1993; Kohfeld and Ridgwell, 2009; Rapp, 2019). However, as a cogwheel operating under manifold feedbacks in the greater Earth system (Sigman and Boyle, 2000), continuous glacial retreat, and the oxidation of finely ground kerogen, provide a hypothesis consistent with a CO<sub>2</sub> increase in the wake of glacial episodes. This dilution of radiocarbon-dead CO<sub>2</sub> in the atmosphere may well have been complemented by other terrestrial sources such as the oxidation of subglacial paleosols and permafrost-bound organic carbon (Zeng, 2007; Simmons et al., 2016; Tesi et al., 2016; Crichton et al., 2016; Martens et al., 2020; Winterfeld et al., 2018; Lindgren et al., 2018; Köhler et al., 2014; Ciais et al., 2012) and by volcanic emissions triggered by deglacial unloading of the lithosphere (Roth and Joos, 2012). In addition to studies of weathering in glacial forefields and source-to-sink tracing of sedimentary kerogen, several lines of geochemical evidence including atmospheric carbon isotope composition (<sup>13</sup>C and <sup>14</sup>C), which have thus far received contorted, partial explanations (Broecker and Clark, 2010; Schmitt et al., 2012; Broecker and McGee, 2013), glacial-interglacial changes in <sup>14</sup>C of DIC in seawater (Rafter et al., 2019, c.f., discussions therein), seawater osmium isotope changes, and long-term atmospheric O<sub>2</sub> content, conceptually go hand-in-hand with an opening of the exogenous kerogen cycle modulated by glacial activity. While geomagnetic variability and ocean ventilation together struggle to fully explain observed changes in atmospheric radiocarbon (Broecker and Barker, 2007; Cheng et al., 2018), the dilution of atmospheric CO<sub>2</sub> by accelerated oxidation of ancient terrestrial organic carbon at glacial terminations, in conjunction with other mechanisms including atmosphere-ocean gas exchange (e.g., Sigman et al., 2010; Marcott et al., 2014; Menviel et al., 2018; Martin, 1990; Sarntheim et al., 2013; Ai et al., 2020) appears as a simple and plausible explanation. In addition to kerogen oxidation at glacial terminations, the hypothesis presented carries other important implications, including the closure of the exogenous kerogen cycle during glacial periods (Fig. 2) potentially contributing to relatively high atmospheric <sup>14</sup>C signatures, a problem highlighted by Dinuer et al. (2020), as a reduced <sup>14</sup>C-free CO<sub>2</sub> flux would reduce the dilution of the atmosphere's cosmogenic <sup>14</sup>C. Overall, increased reburial efficiency of kerogen can account for several tens of PgC over millennial timescales, entirely bypassing actively circulating carbon pools on Earth's surface (Fig. 1). In contrast, increased oxidation efficiency of kerogen in the wake of glacial episodes that have built up stores

of finely ground reactive substrate and exposed fresh weathering profiles can account for several hundreds of PgC over millennial timescales released into actively circulating pools. Owing to increased bedrock exhumation over the Ice Ages (Herman et al., 2013; Herman et al., 2015) the dynamism of the exogenous kerogen cycle may have been intensified, with greater fluxes of detrital kerogen reburied in ocean sediments during glacial episodes and increased supplies of ground kerogen exposed to the elements in their wake.

While basic controls on kerogen reburial efficiency have emerged, its quantitative impact on atmospheric chemistry through geologic time remains conjectural. Mathematically analogous modeling results (Zeng, 2003; Simmons et al., 2016) suggest that kerogen oxidation could account for 30-60 ppm rise in atmospheric CO<sub>2</sub> over the course of the last deglaciation. Aligning with this, the back-of-the-envelope mass balance calculations presented in Table 1 suggest CO<sub>2</sub> release from kerogen and the ocean each contributed around half to the total increase in atmospheric and terrestrial biospheric carbon pool sizes. However, there is a lack of studies on kerogen weathering to provide sufficient quantitative constraint for testing this hypothesis. To work towards such a test, investigating kinetics of kerogen oxidation along glacial chronosequences with contrasting lithologies would provide numerical input for Earth system models. Such information in conjunction with spatiotemporal changes in land ice extent (e.g., Dalton et al., 2020; Stroeve et al., 2016) integrating over areal changes of glacially exposed lithological units (c.f., Copard et al., 2007) would constrain the quantitative impact of the exogenous kerogen cycle on atmospheric chemistry over glacial-interglacial cycles (e.g., see Fig. 2 in Kohfeld and Ridgwell, 2009). Additionally, the role of super carbon source terrains (e.g., surficial oil sands and coal) deserve special attention as biogeochemical weathering and associated CO<sub>2</sub> fluxes emanating from such areas conceivably contribute disproportionately, particularly upon deglaciation. Overall, the spatiotemporal deglaciation of contrasting source terrains across North America with the coeval progression of atmospheric chemistry provide a strong incentive to explore the potential role of the exogenous kerogen cycle in glacial-interglacial patterns. From a greenhouse perspective, further study of pivotal episodes such as the Paleocene-Eocene Thermal Maximum under this lens may provide geological outlooks that are relevant today. In the context of our warming world, once critical thresholds are breached (Steffen et al., 2018), enhanced opening of the exogenous kerogen cycle may entrain the Earth system onto a new trajectory influencing the carbon cycle and climate for millennia to come.

## Acknowledgments

This work greatly benefitted from the input of several anonymous reviewers. The author is thankful for discussions with Timothy Eglinton, Dominik Letsch, Maarten Lupker, Jesper Suhrhoff, Valier Galy, Naohiko Ohkouchi, and Robert Hilton. This work was supported by funding from JAMSTEC.

## Competing interests

The author declares that he has no conflict of interest.

## Author contributions

TMB conceived of and wrote this contribution.

## References

- 350 Adams, J. M., Faure, H., Faure-Denard, L., McGlade, J. M. and Woodward, F. I.: Increases in terrestrial carbon storage from the Last Glacial Maximum to the present, *Nature* 348, 711-714, 1990.
- Ai, X. E., Studer, A. S., Sigman, D. M., Martínez-García, A., Fripiat, F., Thöle, L. M., Michel, E., Gottschalk, J., Arnold, L., Moretti, S., Schmitt, M., Oleynik, S., Jaccard, S. L. and Haug, G. H.: Southern Ocean upwelling, Earth's obliquity, and glacial-interglacial atmospheric CO<sub>2</sub> change, *Science*, 370, 1348, 2020.
- 355 Ait-Langomazino, N., Sellier, R., Jouquet, G. and Trescinski, M.: Microbial degradation of bitumen, *Experientia*, 47, 533-539, 1991.
- Andriashek, L. D.: On the origin of oil sand and related bedrock erratics in glacial sediments of central Alberta; Alberta Energy Regulator / Alberta Geological Survey, AER/AGS Open File Report 2018-13, 42 p, 2018.
- Andriashek, L. D. and Pawlowicz, J. G.: Observations of naturally occurring hydrocarbons (bitumen) in Quaternary sediments, Athabasca Oil Sands area and areas west, Alberta; Alberta Energy and Utilities Board, EUB/AGS Geo-Note 2002-01, 27 p, 2002.
- 360 Barnola, J. M., Raynaud, D., Korotkevich, Y. S., and Lorius, C.: Vostok ice core provides 160,000-year record of atmospheric CO<sub>2</sub>, *Nature*, 329, 408-414, 1987.
- Batchelor, C. L., Margold, M., Krapp, M., Murton, D. K., Dalton, A. S., Gibbard, P. L., Stokes, C. R., Murton, J. B. and Manica, A.: The configuration of Northern Hemisphere ice sheets through the Quaternary, *Nat. Commun.*, 10, 3713, 2019.
- 365 Bauska T. K., Baggenstos D., Brook E. J., Mix A. C., Marcott S. A., Petrenko V. V., Schaefer H., Severinghaus J. P. and Lee J. E.: Carbon isotopes characterize rapid changes in atmospheric carbon dioxide during the last deglaciation. *Proc. Natl. Acad. Sci. U.S.A.*, 113, 3465-3470, 2016.
- Beaupré, S.R.: The carbon isotopic composition of marine DOC, in: Hansell, D. A., Carlson, C. A. (Eds.), *Biogeochemistry of Marine Dissolved Organic Matter (Second Edition)*. Academic Press, Boston, pp. 335-368, 2015.
- 370 Berner R. A.: Atmospheric carbon dioxide levels over Phanerozoic time. *Science*, 249, 1382-1386, 1990.
- Berner, R. A., Lasaga, A. C., and Garrels, R. M.: The carbonate-silicate geochemical cycle and its effect on atmospheric carbon dioxide over the past 100 million years, *Am. J. Sci.*, 283, 641, 1983.
- Bertassoli Jr., D. J., Sawakuchi, H. O., Almeida, N. S., Castanheira, B., Alem, V. A. T., Camargo, M. G. P., Krusche, A. V., Brochsztain, S. and Sawakuchi, A. O.: Biogenic methane and carbon dioxide generation in organic-rich shales from southeastern Brazil, *Int. J. Coal Geol.*, 162, 1-13, 2016.
- 375 Bird, M. I., Lloyd, J. and Farquhar, G. D.: Terrestrial carbon storage at the LGM. *Nature* 371, 566-566, 1994.

- Blair N. E. and Aller R. C.: The fate of terrestrial organic carbon in the marine environment. *Annu. Rev. Mar. Sci.*, 4, 401-423, 2012.
- 380 Blattmann T. M., Zhang Y., Zhao Y., Wen K., Lin S., Li J., Wacker L., Haghipour N., Plötze M., Liu Z. and Eglinton T. I.: Contrasting fates of petrogenic and biospheric carbon in the South China Sea. *Geophys. Res. Lett.*, 45, 9077-9086, 2018a.
- Blattmann T. M., Letsch D. and Eglinton T. I.: On the geological and scientific legacy of petrogenic organic carbon. *Am. J. Sci.*, 318, 861-881, 2018b.
- Blattmann T. M., Wang S. L., Lupker M., Märki L., Haghipour N., Wacker L., Chung L. H., Bernasconi S. M., Plötze M. and  
 385 Eglinton T. I.: Sulphuric acid-mediated weathering on Taiwan buffers geological atmospheric carbon sinks. *Sci. Rep.*, 9, 2945, 2019a.
- Blattmann T. M., Wessels M., McIntyre C. P. and Eglinton T. I.: Petrogenic organic carbon retention in terrestrial basins: A case study from perialpine Lake Constance. *Chem. Geol.*, 503, 52-60, 2019b.
- Blattmann, T. M. and Liu, Z.: Proposing a classic clay mineral proxy for quantifying kerogen reburial in the geologic past.  
 390 *Appl. Clay Sci.*, 211, 2021.
- Bolton E. W., Berner R. A. and Petsch S. T.: The weathering of sedimentary organic matter as a control on atmospheric O<sub>2</sub>: II. Theoretical modelling. *Am. J. Sci.*, 306, 575-615, 2006.
- Boucsein B. and Stein R.: Black shale formation in the late Paleocene/early Eocene Arctic Ocean and paleoenvironmental conditions: New results from a detailed organic petrological study. *Mar. Petroleum Geol.*, 26, 416-426, 2009.
- 395 Bouttes, N., Vazquez Riveiros, N., Govin, A., Swingedouw, D., Sanchez-Goni, M. F., Crosta, X. and Roche, D. M.: Carbon 13 isotopes reveal limited ocean circulation changes between interglacials of the last 800 ka. *Paleoceanogr. Paleoclimatol.*, 35, 2020.
- Broecker W. and Clark E.: Search for a glacial-age <sup>14</sup>C-depleted ocean reservoir. *Geophys. Res. Lett.*, 37, 2010.
- Broecker, W. S. and McGee, D.: The <sup>13</sup>C record for atmospheric CO<sub>2</sub>: What is it trying to tell us? *Earth Planet. Sci. Lett.*, 368,  
 400 175-182, 2013.
- Broecker, W. and Barker, S.: A 190‰ drop in atmosphere's Δ<sup>14</sup>C during the “Mystery Interval” (17.5 to 14.5 kyr). *Earth Planet. Sci. Lett.*, 256, 90-99, 2017.
- Broecker, W. S. and Peng, T. H.: What caused the glacial to interglacial CO<sub>2</sub> change?, *in*: Heimann, M. *The Global Carbon Cycle*. Springer Berlin Heidelberg, Berlin, Heidelberg, pp. 95-115, 1993.
- 405 Bufer, A., Hovius, N., Emberson, R., Rugenstein, J. K. C., Galy, A., Hassenruck-Gudipati, H. J. and Chang, J.-M.: Co-variation of silicate, carbonate and sulfide weathering drives CO<sub>2</sub> release with erosion, *Nat. Geosci.*, 14, 211-216, 2021.
- Chang, S. and Berner, R. A.: Humic substance formation via the oxidative weathering of coal, *Environ. Sci. Technol.*, 32, 2883-2886, 1998.
- Chang, S. and Berner, R. A.: Coal weathering and the geochemical carbon cycle, *Geochim. Cosmochim. Acta*, 63, 3301-3310,  
 410 1999.

- Cheng, H., Edwards, R. L., Southon, J., Matsumoto, K., Feinberg, J. M., Sinha, A., Zhou, W., Li, H., Li, X., Xu, Y., Chen, S., Tan, M., Wang, Q., Wang, Y. and Ning, Y.: Atmospheric  $^{14}\text{C}/^{12}\text{C}$  changes during the last glacial period from Hulu Cave. *Science*, 362, 1293-1297, 2018.
- Ciais, P., Tagliabue, A., Cuntz, M., Bopp, L., Scholze, M., Hoffmann, G., Laurantou, A., Harrison, S. P., Prentice, I. C., Kelley, D. I., Koven, C. and Piao, S. L.: Large inert carbon pool in the terrestrial biosphere during the Last Glacial Maximum, *Nat. Geosci.*, 5, 74-79, 2012.
- Clark, K. E., Hilton, R. G., West, A. J., Robles Caceres, A., Gröcke, D. R., Marthews, T. R., Ferguson, R. I., Asner, G. P., New, M. and Malhi, Y.: Erosion of organic carbon from the Andes and its effects on ecosystem carbon dioxide balance. *J. Geophys. Res. Biogeosci.*, 122, 449-469, 2017.
- Clark, P. U.: Unstable behavior of the Laurentide Ice Sheet over deforming sediment and its implications for climate change, *Quat. Res.*, 41, 19-25, 1994.
- Copard, Y., Amiotte-Suchet, P. and Di-Giovanni, C.: Storage and release of fossil organic carbon related to weathering of sedimentary rocks, *Earth Planet. Sci. Lett.*, 258, 345-357, 2007.
- Crichton, K. A., Bouttes, N., Roche, D. M., Chappellaz, J. and Krinner, G.: Permafrost carbon as a missing link to explain  $\text{CO}_2$  changes during the last deglaciation, *Nat. Geosci.*, 9, 683-686, 2016.
- Crowley, T. J.: Ice Age terrestrial carbon changes revisited, *Global Biogeochem. Cycles* 9, 377-389, 1995.
- Cui, X., Bianchi, T. S., Jaeger, J. M. and Smith, R. W.: Biospheric and petrogenic organic carbon flux along southeast Alaska, *Earth Planet. Sci. Lett.*, 452, 238-246, 2016.
- Daines S. J., Mills B. J. W. and Lenton T. M.: Atmospheric oxygen regulation at low Proterozoic levels by incomplete oxidative weathering of sedimentary organic carbon. *Nat. Commun.*, 8, 14379, 2017.
- Dalton, A. S., Margold, M., Stokes, C. R., Tarasov, L., Dyke, A. S., Adams, R. S., Allard, S., Arends, H. E., Atkinson, N., Attig, J. W., Barnett, P. J., Barnett, R. L., Batterson, M., Bernatchez, P., Borns, H. W., Breckenridge, A., Briner, J. P., Brouard, E., Campbell, J. E., Carlson, A. E., Clague, J. J., Curry, B. B., Daigneault, R.-A., Dubé-Loubert, H., Easterbrook, D. J., Franzi, D. A., Friedrich, H. G., Funder, S., Gauthier, M. S., Gowan, A. S., Harris, K. L., Hétu, B., Hooyer, T. S., Jennings, C. E., Johnson, M. D., Kehew, A. E., Kelley, S. E., Kerr, D., King, E. L., Kjeldsen, K. K., Knaeble, A. R., Lajeunesse, P., Lakeman, T. R., Lamothe, M., Larson, P., Lavoie, M., Loope, H. M., Lowell, T. V., Lusardi, B. A., Manz, L., McMartin, I., Nixon, F. C., Occhietti, S., Parkhill, M. A., Piper, D. J. W., Pronk, A. G., Richard, P. J. H., Ridge, J. C., Ross, M., Roy, M., Seaman, A., Shaw, J., Stea, R. R., Teller, J. T., Thompson, W. B., Thorleifson, L. H., Utting, D. J., Veillette, J. J., Ward, B. C., Weddle, T. K. and Wright, H. E.: An updated radiocarbon-based ice margin chronology for the last deglaciation of the North American Ice Sheet Complex. *Quat. Sci. Rev.*, 234, 106223, 2020.
- de Carvalho Ferreira, M. L. and Kerr, R.: Source water distribution and quantification of North Atlantic Deep Water and Antarctic Bottom Water in the Atlantic Ocean, *Prog. Oceanogr.*, 153, 66-83, 2017.
- Derry, L. A. and France-Lanord, C.: Neogene growth of the sedimentary organic carbon reservoir, *Paleoceanography*, 11, 267-275, 1996.

- 445 Dinauer, A., Adolphi, F. and Joos, F.: Mysteiously high  $\Delta^{14}\text{C}$  of the glacial atmosphere: influence of  $^{14}\text{C}$  production and carbon cycle changes. *Clim. Past*, 16, 1159-1185, 2020.
- Dyke, A. S.: An outline of North American deglaciation with emphasis on central and northern Canada, *in*: Ehlers, J., Gibbard, P. L. *Developments in Quaternary Sciences*. Elsevier, pp. 373-424, 2004.
- Fischer, C. and Gaupp, R.: Change of black shale organic material surface area during oxidative weathering: Implications for  
450 rock-water surface evolution, *Geochim. Cosmochim. Acta*, 69, 1213-1224, 2005.
- Fischer, C., Karius, V. and Thiel, V.: Organic matter in black slate shows oxidative degradation within only a few decades, *J. Sediment. Res.*, 77, 355-365, 2007.
- Fox, P. M., Bill, M., Heckman, K., Conrad, M., Anderson, C., Keiluweit, M. and Nico, P. S.: Shale as a source of organic carbon in floodplain sediments of a mountainous watershed, *J. Geophys. Res. Biogeosci.*, 125, 2020.
- 455 Galvez, M. E.: Redox constraints on a Cenozoic imbalance in the organic carbon cycle, *Am. J. Sci.*, 320, 730, 2020.
- Galy V., Beyssac O., France-Lanord C. and Eglinton T. I.: Recycling of graphite during Himalayan erosion: A geological stabilization of carbon in the crust. *Science*, 322, 943-945, 2008.
- Galy V., Peucker-Ehrenbrink B. and Eglinton T. I.: Global carbon export from the terrestrial biosphere controlled by erosion. *Nature*, 521, 204-207, 2015.
- 460 Georg R. B., West A. J., Vance D., Newman K. and Halliday A. N.: Is the marine osmium isotope record a probe for  $\text{CO}_2$  release from sedimentary rocks? *Earth Planet. Sci. Lett.*, 367, 28-38, 2013.
- Gibbs, M., and Kump, L.: Global chemical weathering during deglaciation, *Fourth International Symposium on the Geochemistry of the Earth's Surface*, University of Leeds, 733-737, 1996.
- Hain, M. P., Sigman, D. M. and Haug, G. H.: Distinct roles of the Southern Ocean and North Atlantic in the deglacial  
465 atmospheric radiocarbon decline. *Earth Planet. Sci. Lett.*, 394, 198-208, 2014.
- Harden, J. W., Mark, R. K., Sundquist, E. T. and Stallard, R. F.: Dynamics of soil carbon during deglaciation of the Laurentide Ice Sheet, *Science*, 258, 1921, 1992.
- Hays J. D., Imbrie J. and Shackleton N. J.: Variations in the Earth's orbit: Pacemaker of the Ice Ages. *Science*, 194, 1121-1132, 1976.
- 470 Hedges J. I. and Oades J. M.: Comparative organic geochemistries of soils and marine sediments. *Org. Geochem.*, 27, 319-361, 1997.
- Herman F., Seward D., Valla P. G., Carter A., Kohn B., Willett S. D. and Ehlers T. A.: Worldwide acceleration of mountain erosion under a cooling climate. *Nature*, 504, 423-426, 2013.
- Herman F., Beyssac O., Brughelli M., Lane S. N., Leprince S., Adatte T., Lin J. Y. Y., Avouac J.-P. and Cox S. C.: Erosion  
475 by an Alpine glacier. *Science*, 350, 193-195, 2015.
- Hemingway J. D., Hilton R. G., Hovius N., Eglinton T. I., Haghipour N., Wacker L., Chen M.-C. and Galy V. V.: Microbial oxidation of lithospheric organic carbon in rapidly eroding tropical mountain soils. *Science*, 360, 209, 2018.
- Hilton, R. G., and West, A. J.: Mountains, erosion and the carbon cycle, *Nat. Rev. Earth Environ.*, 1, 284-299, 2020.

- Hilton R. G., Gaillardet J., Calmels D. and Birck J.-L.: Geological respiration of a mountain belt revealed by the trace element rhenium. *Earth Planet. Sci. Lett.*, 403, 27-36, 2014.
- Hilton, R. G., Galy, A., Hovius, N., Horng, M.-J. and Chen, H.: Efficient transport of fossil organic carbon to the ocean by steep mountain rivers: An orogenic carbon sequestration mechanism. *Geology*, 39, 71-74, 2011.
- Hood E., Fellman J., Spencer R. G. M., Hernes P. J., Edwards R., D'Amore D. and Scott D.: Glaciers as a source of ancient and labile organic matter to the marine environment. *Nature*, 462, 1044, 2009.
- 485 Horan K., Hilton R. G., Dellinger M., Tipper E., Galy V., Calmels D., Selby D., Gaillardet J., Ottley C. J., Parsons D. R. and Burton K. W. Carbon dioxide emissions by rock organic carbon oxidation and the net geochemical carbon budget of the Mackenzie River Basin. *Am. J. Sci.*, 319, 473-499, 2019.
- Horan K., Hilton R. G., Selby D., Ottley C. J., Gröcke D. R., Hicks M. and Burton K. W.: Mountain glaciation drives rapid oxidation of rock-bound organic carbon. *Sci. Adv.*, 3, 2017.
- 490 Horan K.: The oxidative weathering of organic matter and its carbon dioxide emissions: Insight from the trace elements rhenium and molybdenum, Ph.D. thesis, Durham University, United Kingdom, 223 pp., 2018.
- Huang, Y., Street-Perrott, F. A., Metcalfe, S. E., Brenner, M., Moreland, M. and Freeman, K. H.: Climate change as the dominant control on glacial-interglacial variations in C<sub>3</sub> and C<sub>4</sub> plant abundance. *Science* 293, 1647-1651, 2001.
- Jeltsch-Thömmes, A., Battaglia, G., Cartapanis, O., Jaccard, S. L. and Joos, F.: Low terrestrial carbon storage at the Last
- 495 Glacial Maximum: constraints from multi-proxy data, *Clim. Past* 15, 849-879, 2019.
- Keller, C. K. and Bacon, D. H.: Soil respiration and georespiration distinguished by transport analyses of vadose CO<sub>2</sub>, <sup>13</sup>CO<sub>2</sub>, and <sup>14</sup>CO<sub>2</sub>. *Global Biogeochem. Cycles* 12, 361-372, 1998.
- Kohfeld, K. E. and Ridgwell, A.: Glacial-interglacial variability in atmospheric CO<sub>2</sub>, in: *Surface Ocean–Lower Atmosphere Processes*, edited by: Le Quéré, C., and Saltzman, E. S., *Geophys. Monogr. Ser.*, American Geophysical Union, 251-286, 2009.
- 500 Köhler, P., Knorr, G. and Bard, E.: Permafrost thawing as a possible source of abrupt carbon release at the onset of the Bølling/Allerød. *Nat. Commun.* 5, 5520, 2014.
- Kölling, M., Bouimetarhan, I., Bowles, M. W., Felis, T., Goldhammer, T., Hinrichs, K.-U., Schulz, M. and Zabel, M.: Consistent CO<sub>2</sub> release by pyrite oxidation on continental shelves prior to glacial terminations, *Nat. Geosci.*, 12, 929-934, 2019.
- 505 Kump L. R., Junium C., Arthur M. A., Brasier A., Fallick A., Melezhik V., Lepland A., Črne A. E. and Luo G.: Isotopic evidence for massive oxidation of organic matter following the Great Oxidation Event. *Science*, 334, 1694-1696, 2011.
- Lewan, M. D.: Stable carbon isotopes of amorphous kerogens from Phanerozoic sedimentary rocks, *Geochim. Cosmochim. Acta*, 50, 1583-1591, 1986.
- Leythaeuser, D.: Effects of weathering on organic matter in shales, *Geochim. Cosmochim. Acta*, 37, 113-120, 1973.
- 510 Licciardi, J. M., Clark, P. U., Jenson, J. W. and Macayeal, D. R.: Deglaciation of a soft-bedded Laurentide Ice Sheet, *Quat. Sci. Rev.*, 17, 427-448, 1998.



- Lin, B., Liu, Z., Eglinton, T. I., Kandasamy, S., Blattmann, T. M., Haghipour, N., Huang, K.-F. and You, C.-F.: Island-wide variation in provenance of riverine sedimentary organic carbon: A case study from Taiwan, *Earth Planet. Sci. Lett.*, 539, 116238, 2020.
- 515 Lindgren, A., Hugelius, G. and Kuhry, P.: Extensive loss of past permafrost carbon but a net accumulation into present-day soils, *Nature*, 560, 219-222, 2018.
- Littke, R., Klusmann, U., Krooss, B. and Leythaeuser, D.: Quantification of loss of calcite, pyrite, and organic matter due to weathering of Toarcian black shales and effects on kerogen and bitumen characteristics, *Geochim. Cosmochim. Acta*, 55, 3369-3378, 1991.
- 520 Lyons S. L., Baczynski A. A., Babila T. L., Bralower T. J., Hajek E. A., Kump L. R., Polites E. G., Self-Trail J. M., Trampush S. M., Vornlocher J. R., Zachos J. C. and Freeman K. H.: Palaeocene–Eocene Thermal Maximum prolonged by fossil carbon oxidation. *Nat. Geosci.*, 12, 54-60, 2019.
- Marcott, S. A., Bauska, T. K., Buizert, C., Steig, E. J., Rosen, J. L., Cuffey, K. M., Fudge, T. J., Severinghaus, J. P., Ahn, J., Kalk, M. L., McConnell, J. R., Sowers, T., Taylor, K. C., White, J. W. C. and Brook, E. J.: Centennial-scale changes in the
- 525 global carbon cycle during the last deglaciation, *Nature*, 514, 2014.
- Martens, J., Wild, B., Muschitiello, F., O'Regan, M., Jakobsson, M., Semiletov, I., Dudarev, O. V. and Gustafsson, Ö.: Remobilization of dormant carbon from Siberian-Arctic permafrost during three past warming events, *Sci. Adv.* 6, 2020.
- Martin, J. H.: Glacial-interglacial CO<sub>2</sub> change: The iron hypothesis, *Paleoceanography*, 5, 1-13, 1990.
- Martínez, M., and Escobar, M.: Effect of coal weathering on some geochemical parameters, *Org. Geochem.*, 23, 253-261,
- 530 1995.
- Menviel, L., Spence, P., Yu, J., Chamberlain, M. A., Matear, R. J., Meissner, K. J. and England, M. H.: Southern Hemisphere westerlies as a driver of the early deglacial atmospheric CO<sub>2</sub> rise, *Nat. Commun.*, 9, 2503, 2018.
- Meybeck, M.: Riverine transport of atmospheric carbon: Sources, global typology and budget, *Water Air Soil Pollut.*, 70, 443-463, 1993.
- 535 Meyers, P. A.: Preservation of elemental and isotopic source identification of sedimentary organic matter, *Chem. Geol.*, 114, 289-302, 1994.
- Miall, A. D. and Blakey, R. C.: The Phanerozoic tectonic and sedimentary evolution of North America, in: *The Sedimentary Basins of the United States and Canada (Second Edition)*, edited by: Miall, A. D., Elsevier, 1-38, 2019.
- Moran J. E., Fehn U. and Teng R. T. D.: Variations in <sup>129</sup>I/<sup>127</sup>I ratios in recent marine sediments: evidence for a fossil organic
- 540 component. *Chem. Geol.*, 152, 193-203, 1998.
- Munhoven, G., and François, L. M.: Glacial-interglacial variability of atmospheric CO<sub>2</sub> due to changing continental silicate rock weathering: A model study, *J. Geophys. Res. Atmos.*, 101, 21423-21437, 1996.
- Peterson, C. D., Lisiecki, L. E. and Stern, J. V.: Deglacial whole-ocean δ<sup>13</sup>C change estimated from 480 benthic foraminiferal records. *Paleoceanography*, 29, 549-563, 2014.

- 545 Petsch S. T., Eglinton T. I. and Edwards K. J.:  $^{14}\text{C}$ -dead living biomass: Evidence for microbial assimilation of ancient organic carbon during shale weathering. *Science*, 292, 1127-1131, 2001.
- Petsch S. T.: Weathering of organic carbon, *in*: Holland H.D., Turekian K.K., *Treatise on Geochemistry*. Elsevier, Oxford, pp. 217-238, 2014.
- Peucker-Ehrenbrink, B. and Ravizza, G. E.: Osmium isotope stratigraphy, *in*: *Geologic Time Scale 2020*, edited by: Gradstein, F. M., Ogg, J. G., Schmitz, M. D., and Ogg, G. M., Elsevier, 239-257, 2020.
- 550 Rafter, P. A., Carriquiry, J. D., Herguera, J.-C., Hain, M. P., Solomon, E. A. and Southon, J. R.: Anomalous > 2000-year-old surface ocean radiocarbon age as evidence for deglacial geologic carbon release. *Geophys. Res. Lett.*, 46, 13950-13960, 2019.
- Rapp, D.: *Ice Ages and Interglacials: Measurements, Interpretation, and Models*. 3<sup>rd</sup> edition, Springer Nature Switzerland, pp. 346, 2019.
- 555 Ravizza G. and Esser B. K.: A possible link between the seawater osmium isotope record and weathering of ancient sedimentary organic matter. *Chem. Geol.*, 107, 255-258, 1993.
- Reed, J. C. Jr., Wheeler, J. O. and Tucholke, B. E.: *Geologic map of North America: Decade of North American geology continental scale map 001*, Boulder, Geological Society of America, scale 1:5,000,000, 2004.
- Reimer P. J., Bard E., Bayliss A., Beck J. W., Blackwell P. G., Ramsey C. B., Buck C. E., Cheng H., Edwards R. L., Friedrich M., Grootes P. M., Guilderson T. P., Hafliðason H., Hajdas I., Hatté C., Heaton T. J., Hoffmann D. L., Hogg A. G., Hughen K. A., Kaiser K. F., Kromer B., Manning S. W., Niu M., Reimer R. W., Richards D. A., Scott E. M., Southon J. R., Staff R. A., Turney C. S. M. and van der Plicht J.: *IntCal13 and Marine13 radiocarbon age calibration curves 0–50,000 years cal BP*. *Radiocarbon*, 55, 1869-1887, 2013.
- 560 Roffey, R. and Norqvist, A.: Biodegradation of bitumen used for nuclear waste disposal, *Experientia*, 47, 539-542, 1991.
- 565 Rogieri Pelissari, M., Oliveira Sawakuchi, H., Bertassoli Junior, D. J., da Silva Almeida, N. and Oliveira Sawakuchi, A.: Water influence on  $\text{CH}_4$  and  $\text{CO}_2$  generation from tar sandstones: Insights from incubation experiments in the Pirambóia Formation, Paraná Basin, *J. S. Am. Earth Sci.*, 106, 103097, 2021.
- Roth R. and Joos F.: Model limits on the role of volcanic carbon emissions in regulating glacial–interglacial  $\text{CO}_2$  variations. *Earth Planet. Sci. Lett.*, 329-330, 141-149, 2012.
- 570 Roth R. and Joos F.: A reconstruction of radiocarbon production and total solar irradiance from the Holocene  $^{14}\text{C}$  and  $\text{CO}_2$  records: implications of data and model uncertainties. *Clim. Past*, 9, 1879-1909, 2013.
- Roy, M., Clark, P. U., Raisbeck, G. M. and Yiou, F.: Geochemical constraints on the regolith hypothesis for the middle Pleistocene transition, *Earth Planet. Sci. Lett.*, 227, 281-296, 2004.
- Rutherford R. L.: Two interesting boulders in the glacial deposits of Alberta. *J. Geol.*, 36, 558-563, 1928.
- 575 Sackett, W. M., Poag, C. W., and Eadie, B. J.: Kerogen recycling in the Ross Sea, Antarctica, *Science*, 185, 1045-1047, 1974.
- Sarnthein, M., Schneider, B. and Grootes, P. M.: Peak glacial  $^{14}\text{C}$  ventilation ages suggest major draw-down of carbon into the abyssal ocean, *Clim. Past*, 9, 2595-2614, 2013.
- Sauramo M. R.: The mode of occurrence of carbon in Quaternary deposits. *Suomen Kemistilehti*, 3, 11-16, 1938.

- Schachtman, N. S., Roering, J. J., Marshall, J. A., Gavin, D. G., and Granger, D. E.: The interplay between physical and chemical erosion over glacial-interglacial cycles, *Geology*, 47, 613-616, 2019.
- Schillawski S. and Petsch S.: Release of biodegradable dissolved organic matter from ancient sedimentary rocks. *Global Biogeochem. Cycles*, 22, 2008.
- Schmitt J., Schneider R., Elsig J., Leuenberger D., Laurantou A., Chappellaz J., Köhler P., Joos F., Stocker T. F., Leuenberger M. and Fischer H.: Carbon isotope constraints on the deglacial CO<sub>2</sub> rise from ice cores. *Science*, 336, 711-714, 2012.
- Schmittner, A., Bostock, H. C., Cartapanis, O., Curry, W. B., Filipsson, H. L., Galbraith, E. D., Gottschalk, J., Herguera, J. C., Hoogakker, B., Jaccard, S. L., Lisiecki, L. E., Lund, D. C., Martínez-Méndez, G., Lynch-Stieglitz, J., Mackensen, A., Michel, E., Mix, A. C., Oppo, D. W., Peterson, C. D., Repschläger, J., Sikes, E. L., Spero, H. J. and Waelbroeck, C.: Calibration of the carbon isotope composition ( $\delta^{13}\text{C}$ ) of benthic foraminifera. *Paleoceanography*, 32, 512-530, 2017.
- Shackleton N. J.: Carbon-13 in *Uvigerina*: Tropical rainforest history and the equatorial Pacific carbonate dissolution cycles, *in*: Andersen N. R. and Malahoff A. *The Fate of Fossil Fuel CO<sub>2</sub> in the Oceans*. Plenum Press, pp. 401-427, 1997.
- Shackleton N. J., Hall M. A., Line J. and Shuxi C.: Carbon isotope data in core V19-30 confirm reduced carbon dioxide concentration in the ice age atmosphere. *Nature* 306, 319-322, 1983.
- Sharp M., Parkes J., Cragg B., Fairchild I. J., Lamb H. and Tranter M.: Widespread bacterial populations at glacier beds and their relationship to rock weathering and carbon cycling. *Geology* 27, 107-110, 1999.
- Sharp, M. and Tranter, M.: Glacier biogeochemistry, *Geochem. Perspect.*, 6, 173-174, 2017.
- Sigman D. M., Hain M. P. and Haug G. H.: The polar ocean and glacial cycles in atmospheric CO<sub>2</sub> concentration. *Nature* 466, 47-55, 2010.
- Sigman D. M. and Boyle E. A.: Glacial/interglacial variations in atmospheric carbon dioxide. *Nature*, 407, 859-869, 2000.
- Simmons, C. T., Matthews, H. D. and Mysak, L. A.: Deglacial climate, carbon cycle and ocean chemistry changes in response to a terrestrial carbon release. *Clim. Dyn.*, 46, 1287-1299, 2016.
- Smith H. J., Fischer H., Wahlen M., Mastroianni D. and Deck B.: Dual modes of the carbon cycle since the Last Glacial Maximum. *Nature*, 400, 248-250, 1999.
- Soulet, G., Hilton, R. G., Garnett, M. H., Dellinger, M., Croissant, T., Ogrič, M. and Klotz, S.: Technical note: In situ measurement of flux and isotopic composition of CO<sub>2</sub> released during oxidative weathering of sedimentary rocks. *Biogeosciences* 15, 4087-4102, 2018.
- Soulet, G., Hilton, R. G., Garnett, M. H., Roylands, T., Klotz, S., Croissant, T., Dellinger, M. and Le Bouteiller, C.: Temperature control on CO<sub>2</sub> emissions from the weathering of sedimentary rocks. *Nat. Geosci.*, 14, 665-671, 2021.
- Sparkes, R. B., Hovius, N., Galy, A. and Liu, J. T.: Survival of graphitized petrogenic organic carbon through multiple erosional cycles, *Earth Planet. Sci. Lett.*, 531, 115992, 2020.
- Steffen W., Rockström J., Richardson K., Lenton T. M., Folke C., Liverman D., Summerhayes C. P., Barnosky A. D., Cornell S. E., Crucifix M., Donges J. F., Fetzer I., Lade S. J., Scheffer M., Winkelmann R. and Schellnhuber H. J.: Trajectories of the Earth system in the Anthropocene. *Proc. Natl. Acad. Sci. U.S.A.*, 115, 8252, 2018.

- Still, C. J., Berry, J. A., Collatz, G. J. and DeFries, R. S.: Global distribution of C<sub>3</sub> and C<sub>4</sub> vegetation: Carbon cycle implications Global Biogeochem. Cycles, 17, 6-1-6-14, 2003.
- 615 Stips A., Macias D., Coughlan C., Garcia-Gorriz E. and Liang X. S.: On the causal structure between CO<sub>2</sub> and global temperature. Sci. Rep., 6, 21691, 2016.
- Stolper D. A., Bender M. L., Dreyfus G. B., Yan Y. and Higgins J. A.: A Pleistocene ice core record of atmospheric O<sub>2</sub> concentrations. Science, 353, 1427-1430, 2016.
- Stroeven, A. P., Hättestrand, C., Kleman, J., Heyman, J., Fabel, D., Fredin, O., Goodfellow, B. W., Harbor, J. M., Jansen, J.
- 620 D., Olsen, L., Caffee, M. W., Fink, D., Lundqvist, J., Rosqvist, G. C., Strömberg, B. and Jansson, K. N.: Deglaciation of Fennoscandia. Quat. Sci. Rev., 147, 91-121, 2016.
- Tesi T., Muschitiello F., Smittenberg R. H., Jakobsson M., Vonk J. E., Hill P., Andersson A., Kirchner N., Noormets R., Dudarev O., Semiletov I. and Gustafsson Ö.: Massive remobilization of permafrost carbon during post-glacial warming. Nat. Commun. 7, 13653, 2016.
- 625 Torres M. A., West A. J. and Li G.: Sulphide oxidation and carbonate dissolution as a source of CO<sub>2</sub> over geological timescales. Nature, 507, 346-349, 2014.
- Torres M. A., Moosdorf N., Hartmann J., Adkins J. F. and West A. J.: Glacial weathering, sulfide oxidation, and global carbon cycle feedbacks. Proc. Natl. Acad. Sci. U.S.A., 1-6, 2017.
- Tranter, M.: Glacial runoff as a sink for atmospheric CO<sub>2</sub> during the last glacial-interglacial transition, Fourth International
- 630 Symposium on the Geochemistry of the Earth's Surface, University of Leeds, 709-713, 1996.
- Vance D., Teagle D. A. H. and Foster G. L.: Variable Quaternary chemical weathering fluxes and imbalances in marine geochemical budgets. Nature, 458, 493-496, 2009.
- Vonk, J. E., Dickens, A. F., Giosan, L., Hussain, Z. A., Kim, B., Zipper, S. C., Holmes, R. M., Montluçon, D. B., Galy, V. and Eglinton, T. I.: Arctic deltaic lake sediments as recorders of fluvial organic matter deposition, Front. Earth Sci., 4, 2016.
- 635 Winterfeld, M., Mollenhauer, G., Dummann, W., Köhler, P., Lembke-Jene, L., Meyer, V. D., Hefter, J., McIntyre, C., Wacker, L., Kokfelt, U. and Tiedemann, R.: Deglacial mobilization of pre-aged terrestrial carbon from degrading permafrost. Nat. Commun., 9, 3666, 2018.
- Wong, M.-L., An, D., Caffrey, S. M., Soh, J., Dong, X., Sensen, C. W., Oldenburg, T. B. P., Larter, S. R. and Voordouw, G.: Roles of thermophiles and fungi in bitumen degradation in mostly cold oil sands outcrops, Appl. Environ. Microbiol., 81,
- 640 6825, 2015.
- Wyndham, R. C. and Costerton, J. W.: In vitro microbial degradation of bituminous hydrocarbons and in situ colonization of bitumen surfaces within the Athabasca oil sands deposit, Appl. Environ. Microbiol., 41, 791, 1981.
- Uribe-Alvarez, C., Ayala, M., Perezgasga, L., Naranjo, L., Urbina, H. and Vazquez-Duhalt, R.: First evidence of mineralization of petroleum asphaltenes by a strain of Neosartorya fischeri, Microb. Biotechnol., 4, 663-672, 2011.
- 645 Yu, Z., Wu, G., Li, F., Chen, M., Vi Tran, T., Liu, X., and Gao, S.: Glaciation enhanced chemical weathering in a cold glacial catchment, western Nyaingêntanglha Mountains, central Tibetan Plateau, J. Hydrol., 126197, 2021.

Zeng N.: Glacial-interglacial atmospheric CO<sub>2</sub> change — The glacial burial hypothesis. *Adv. Atmospheric Sci.*, 20, 677-693, 2003.

Zeng N.: Quasi-100 ky glacial-interglacial cycles triggered by subglacial burial carbon release. *Clim. Past.*, 3, 135-153, 2007.

650 Zhao N., Marchal O., Keigwin L., Amrhein D. and Gebbie G.: A synthesis of deglacial deep-sea radiocarbon records and their (in)consistency with modern ocean ventilation. *Paleoceanogr. Paleocl.*, 33, 128-151, 2018.

ZoBell, C. E.: Action of microorganisms on hydrocarbons, *Bacteriol. Rev.*, 10, 1-49, 1946.

655

**Table 1: Carbon budget example illustrating a possible partitioning of carbon between pools mirroring the characteristic features of the stable carbon isotope trajectory of marine DIC and atmospheric CO<sub>2</sub> from the Last Glacial Maximum into the Holocene working with the idea of kerogen oxidation (see also Fig. 3). Numerical constraints from/modified after a) Ciais et al., 2012, b) Sigman and Boyle (2000), c) Schmitt et al., (2012), d) Peterson et al., (2014), e) Hedges and Oades (1997), f) Beaupré (2015), g) Meyers (1994), h) Still et al., (2003), i) Zeng (2003), and j) Simmons et al., (2016). \*) The difference between Last Glacial Maximum and Holocene DIC size was set at 520 PgC following Ciais et al., (2012), \*\*) The Last Glacial Maximum global ocean value representing 0.5-5 km depth was used and 0.34‰ was added to represent the isotope shift into the Holocene (Peterson et al., 2014).**

	Last Glacial Maximum		Transition (ca. 12-15 ka BP)		Pre-industrial Holocene	
	PgC	δ <sup>13</sup> C [‰]	PgC	δ <sup>13</sup> C [‰]	PgC	δ <sup>13</sup> C [‰]
<b>Exogenous Carbon Pools</b>						
Atmosphere CO <sub>2</sub>	400 <sup>a</sup>	-6.4 <sup>c</sup>	500	-6.7 <sup>c</sup>	600 <sup>a,b</sup>	-6.3 <sup>c</sup>
Marine Carbon Pools						
DIC	38520 <sup>a*</sup>	0.11 <sup>d**</sup>	38260	0.28	38000 <sup>a,b</sup>	0.45 <sup>d*</sup>
Dissolved OC	700 <sup>e</sup>	-22.5 <sup>f</sup>	700 <sup>e</sup>	-22.5 <sup>f</sup>	700 <sup>e</sup>	-22.5 <sup>f</sup>
Terrestrial OC/ Soil	1180 (total)		1640 (total)		2100 <sup>b</sup> (total)	
C <sub>4</sub>	560	-14 <sup>g</sup>	500	-14 <sup>g</sup>	420 <sup>h</sup>	-14 <sup>g</sup>
C <sub>3</sub>	620	-27 <sup>g</sup>	1140	-27 <sup>g</sup>	1680 <sup>h</sup>	-27 <sup>g</sup>
<b>Endogenous OC released</b>						
Kerogen OC oxidized since Last Glacial Maximum	0	-25	+300	-25	+600 <sup>i,j</sup>	-25
<b>Exogenous Carbon (Isotope) Mass Balance</b>						
Without kerogen-derived OC	40800	-0.95	40800	-0.95	40800	-0.95
With kerogen-derived OC	40800	-0.95	41100	-1.12	41400	-1.30

660

**Table 2: Fluxes of kerogen oxidation normalized to one year from onsite (soil and outcrops), catchment-wide studies (river), and laboratory-based incubation studies ordered approximately from small to large CO<sub>2</sub> release fluxes. For calculations, see online supplemental.**

Area/ Material	Oxidation flux [MgC/km <sup>2</sup> /yr]	Comments	References
Andes	≥0.3	Kerogen oxidation in the Madeira floodplain based on radiocarbon isotope mass balancing of sedimentary organic carbon. Oxidation flux normalized to catchment area reported in Clark et al., (2017).	Bouchez et al., (2010)
	~1.2	Kerogen oxidation in the Madeira floodplain based on radiocarbon isotope mass balancing of sedimentary organic carbon refining the result by Bouchez et al. (2010).	Clark et al., (2017)
Mackenzie River Basin	0.45 <sup>+0.19</sup> <sub>-0.11</sub>	Rhenium-based estimate integrating over catchment and riverine in-situ weathering.	Horan et al., (2019)
Global average	0.72 <sup>+0.17</sup> <sub>-0.41</sub>	Calculated global average rate of kerogen oxidation on land. See Equation 1.	See text.
Soil, glacial till (Canada)	4.2	Holocene-averaged flux of onsite kerogen oxidation based on CO <sub>2</sub> evolution and carbon isotopes.	Keller and Bacon (1998)
Taiwan	6.1-18.6	Radiocarbon biogeochemistry reveals microbially-mediated weathering of kerogen onsite in soils.	Hemingway et al., (2018)
	12±6	Sedimentary organic carbon mass balancing with radiocarbon integrating over catchment and riverine in-situ weathering	Hilton et al., (2011)
	7.4-13.0	Rhenium-based estimate integrating over catchment and riverine in-situ weathering.	Hilton et al., (2014)
Shale (Posidonia, Germany)	11-16	Onsite kerogen oxidation based on Holocene scenario described in reference using mass loss of kerogen and estimated erosion rates. Weathering depth of 5 m and organic carbon to organic matter conversion factor of 1.5 assumed.	Littke et al., (1991)
Southern Alps, New Zealand	9-50	Rhenium-based estimate integrating over catchment and riverine in-situ weathering. Oxidation fluxes reported for 4 catchments with minimum and maximum reported here.	Horan et al., (2017)
Tar sandstone (Brazil)	~54	Laboratory-based experiments over 1 year duration under water saturated and anoxic conditions at 20°C. Results scaled with density taken as 2000 kg/m <sup>3</sup> and 1 m weathering depth.	Rogieri Pelissari et al., (2021)
Shale (Jurassic marl, France)	61-64	Field-based observations spanning over minutes to up to 101 days using zeolite traps.	Soulet et al., (2018)
Bituminous coal	320-530	Laboratory-based subaquatic oxidation experiments at 24°C for air-saturated water over 179-442 days duration. Carbon release calculated assuming 30-50% of oxygen reacts to form CO <sub>2</sub> , an average specific surface area of coal of 1 m <sup>2</sup> /g, average density of 1400 kg/m <sup>3</sup> , and 1 m weathering depth.	Chang and Berner (1998, 1999)
Shale (Brazil)	80-1050	Laboratory-based experiments over 75 days duration under water saturated, dark, and anoxic conditions at 25°C. Results scaled with density taken as 2200 kg/m <sup>3</sup> and 1 m weathering depth.	Bertassoli Jr. et al., (2016)
Oil sands (Bitumen)	6800-13000	Laboratory-based experiments of 100 days duration for biodegradation of bitumen with different microbial cultures. Results scaled to oil sands with density taken as 2000 kg/m <sup>3</sup> with 10% bitumen content, and 1 m weathering depth.	Ait-Langomazino et al., (1991)





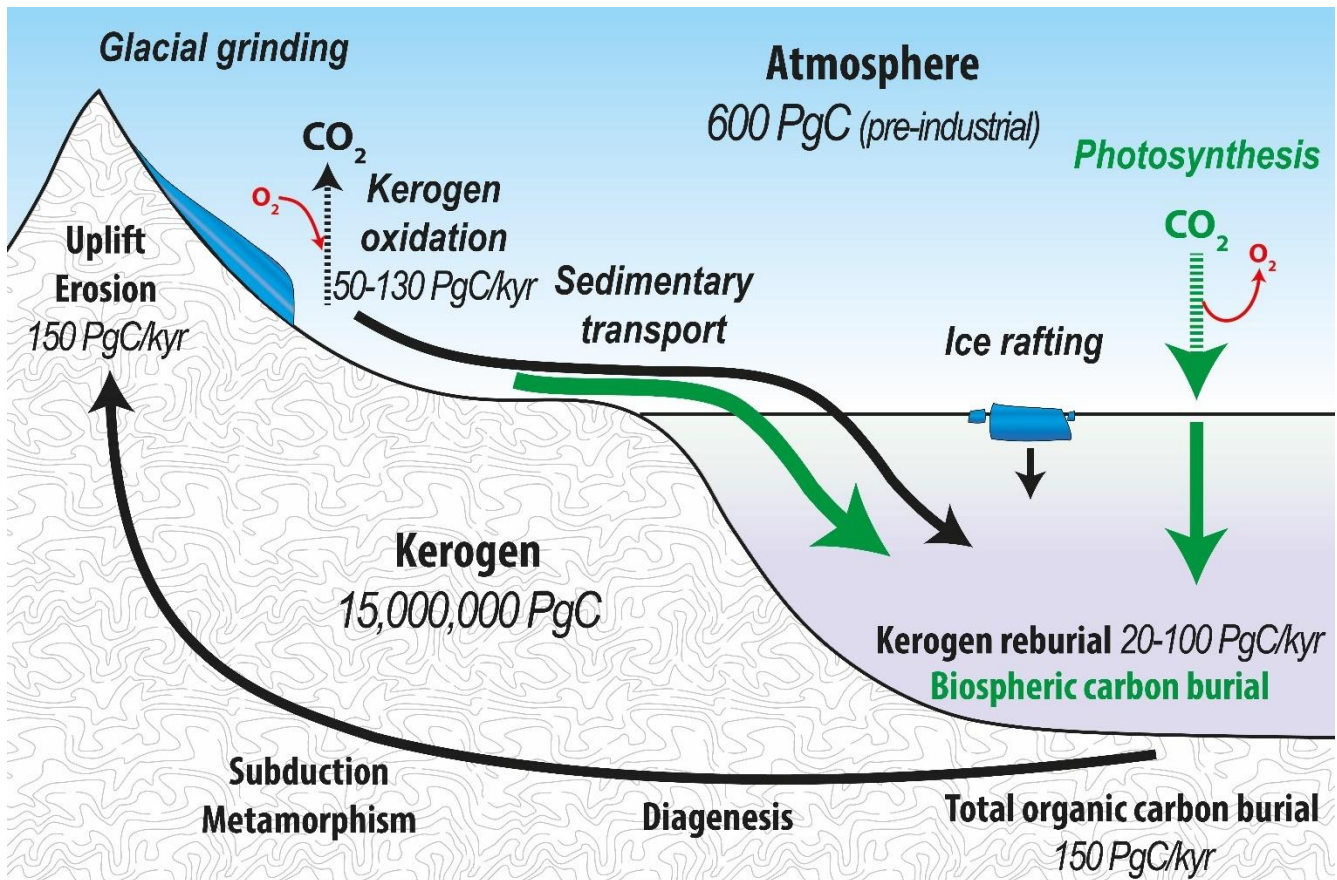
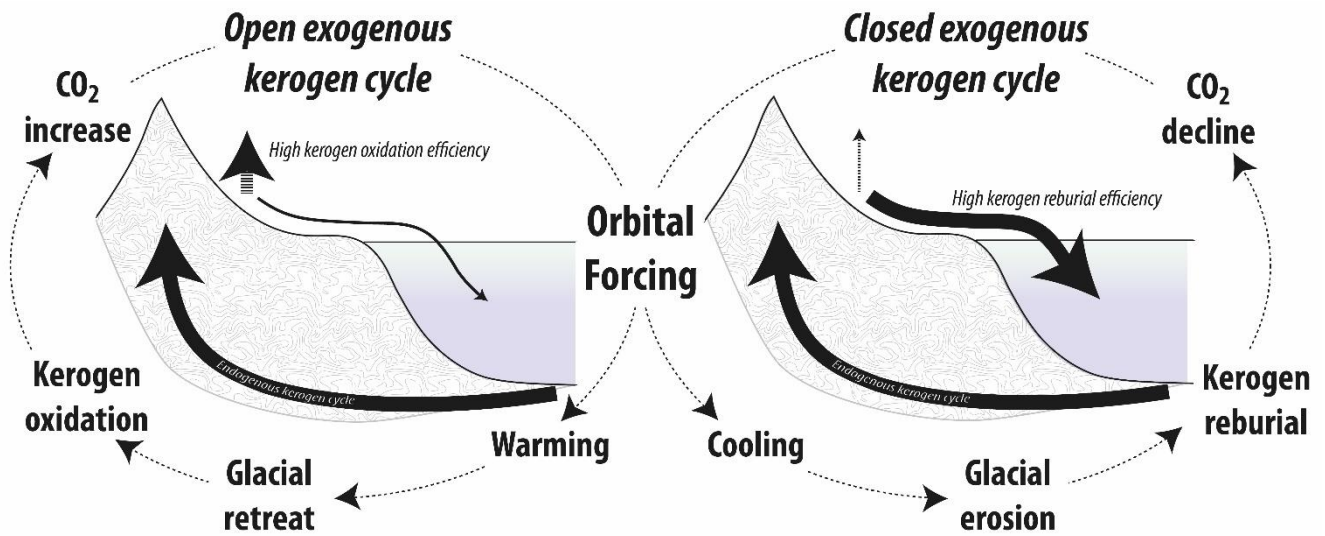
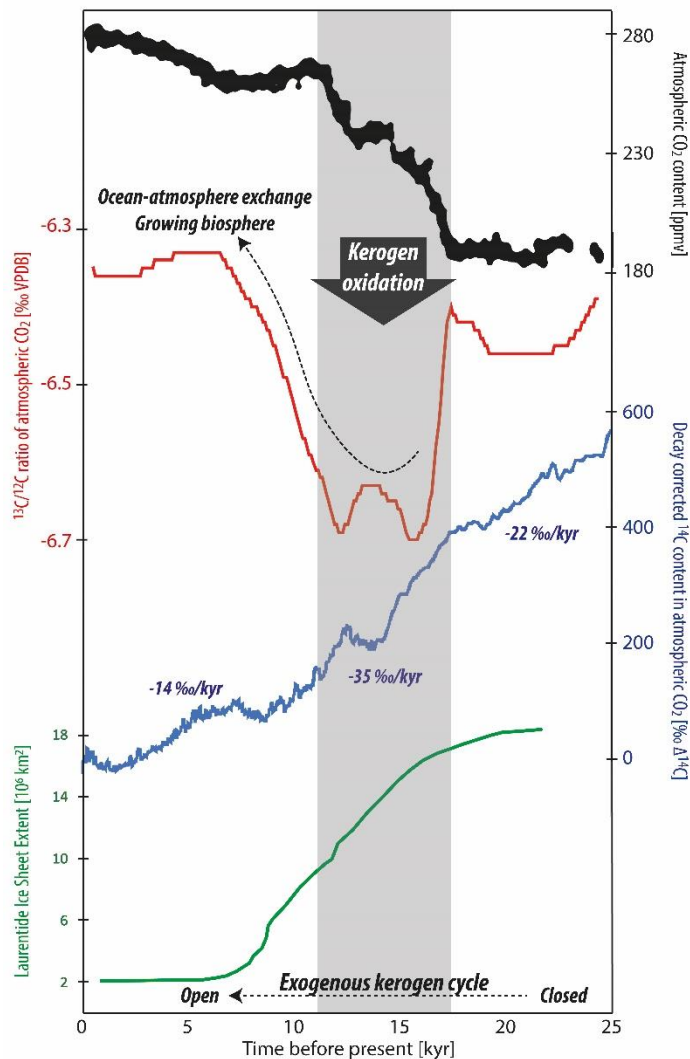


Figure 1: Organic carbon cycle with the flow of kerogen (black solid lines) and the flow of biospheric carbon (green solid lines) showing the fixation of atmospheric  $\text{CO}_2$  by both terrestrial and marine primary productivity. The combined flux of reworked kerogen and biospheric carbon into ocean sediments constitutes the total organic carbon burial into the endogenous kerogen pool (Galy et al., 2015; Hedges and Oades, 1997).

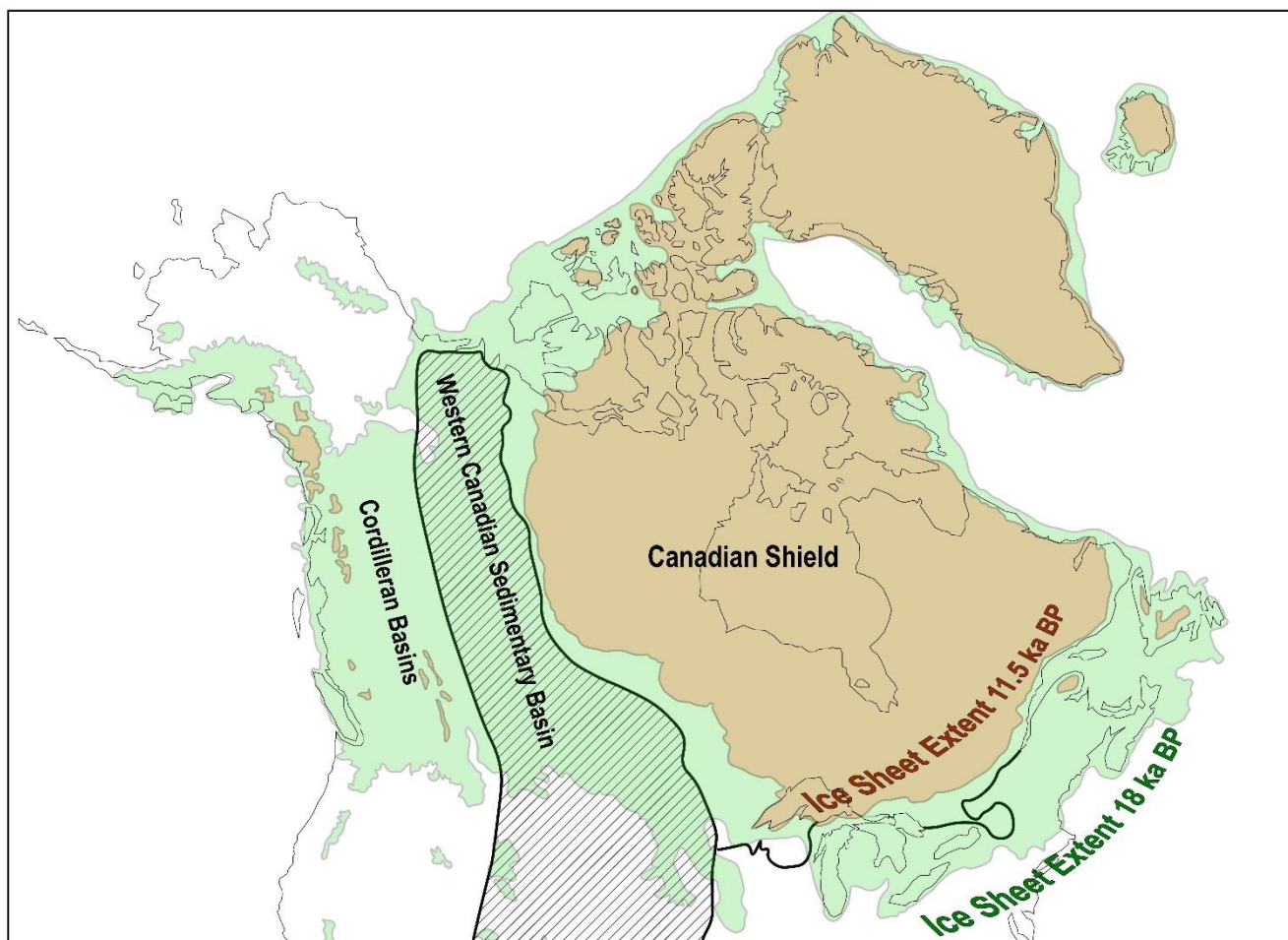


675 **Figure 2: Conceptual hypothesis overview: Changes in kerogen reburial efficiency and its effect on the reentry of ancient carbon**  
 into surficial carbon pools as a function of overall climate state. During glacial times, kerogen reburial is promoted by the activity  
 of glaciers and ice sheets with relatively little oxidation of this carbon during its transit across Earth's surface characteristic of a  
 "closed" exogenous kerogen cycle. During glacial terminations and interglacials, the oxidation of kerogen is more efficient leading  
 to the exhalation of this carbon to the atmosphere characteristic of an "open" exogenous kerogen cycle.

680



**Figure 3: Evolution of atmospheric CO<sub>2</sub> and its carbon isotope composition starting from the Last Glacial Maximum with redrawn data from Schmitt et al. (2012) and <sup>14</sup>C data from Reimer et al. (2013). The area of the Laurentide Ice Sheet (including Greenland) is plotted after Dalton et al. (2020). The gray time envelope indicates the greatest rate of atmospheric CO<sub>2</sub> increase coinciding with a pronounced negative pulse in stable carbon isotope composition and accelerated decrease in radiocarbon concentration. In addition to the hypothesized role of kerogen oxidation, the superimposed effects of ocean-atmosphere CO<sub>2</sub> exchange, a growing terrestrial biosphere, etc. all contribute to the evolution of these parameters.**



690 **Figure 4: Laurentide Ice sheet extents bracketing the time span of most pronounced glacial-interglacial CO<sub>2</sub> increase (redrawn after Dalton et al., 2020). The Western Canadian Sedimentary Basin (hatched area, with extension of related units into the United States) and the Cordilleran Basins are to the west of the Canadian Shield (simplified after Miall and Blakey, 2019). The southern border of the Canadian shield is drawn with mainly Phanerozoic sedimentary units to the south (simplified after Reed et al., 2004). The surficial kerogen content in the Canadian Shield is generally low, while high kerogen contents are present along the axes of the**  
 695 **Cordilleran and Western Canadian Sedimentary Basins (see Fig. 2 in Copard et al., 2007). ≤300 years after glacial retreat extended into the Canadian Shield, the rise in atmospheric CO<sub>2</sub> subsided (compare with Fig. 3). Here, kerogen oxidation in western Canada is hypothesized to have acted as a major source of CO<sub>2</sub> to the atmosphere in the direct wake of glacial retreat.**