
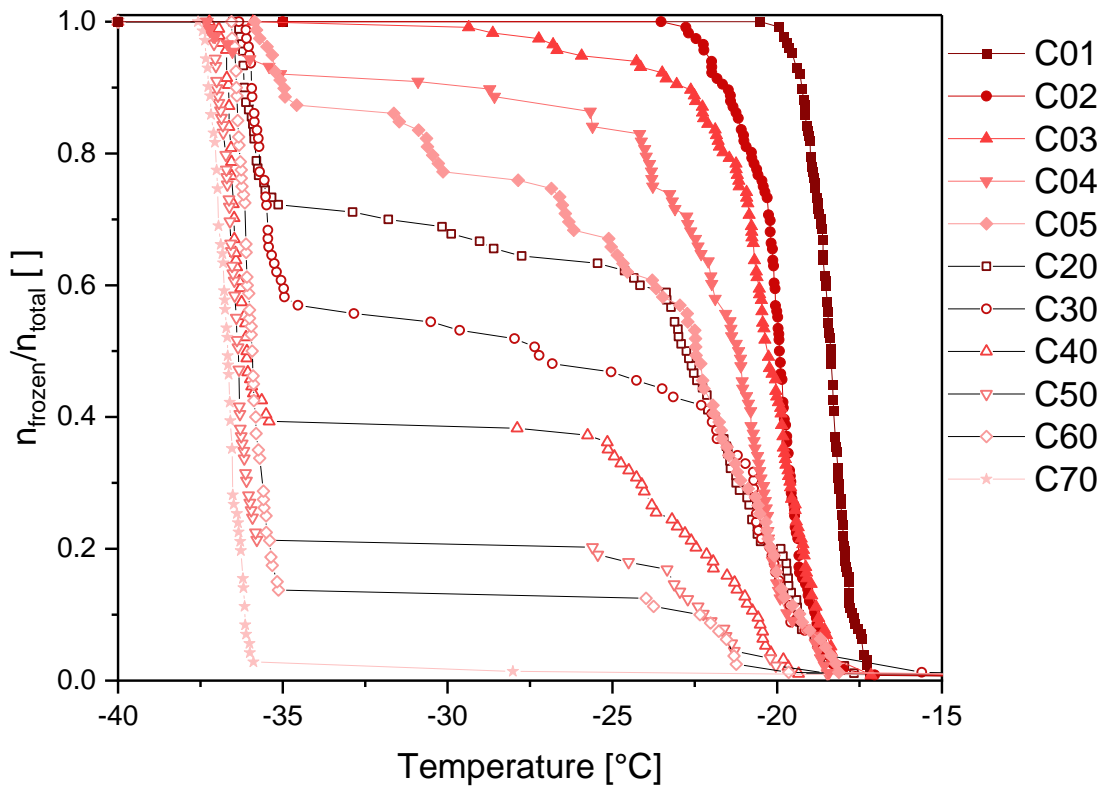


## Supporting Information


5



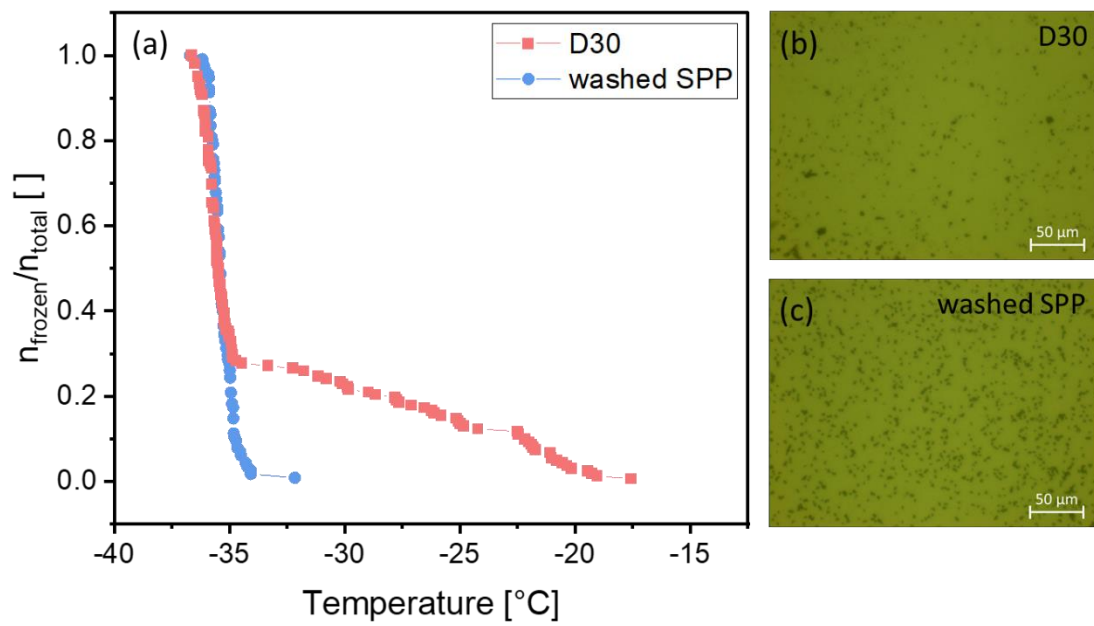
- 10 **Figure S1: Commercially purchased pollen grains after treatment in the ultrasonic bath. Pollen grains were mixed with ultrapure water and left in the ultrasonic bath for one hour. The pollen grains did not fragment nor crack. We could also not find any SPP. Red scale bar is 10  $\mu\text{m}$ .**



15 **Figure S2: All freezing curves for the samples obtained during the washing process.**



20 **Figure S3: Control experiment: Precipitation of SPP after centrifugation.**



25 **Figure S4: Control experiment: (a) Freezing curves of SPP washed via filtration with 30 mL ultrapure water (red squares) and after centrifugal washing (blue circles). Microscopic images of (b) SPPs after filtration and (c) SPPs after centrifugation.**